



Rectus Tema Catalogue 2009

Quick Coupling Systems for
Low-, Medium- and High-Pressure.

aerospace
climate control
electromechanical
filtration
fluid & gas handling
hydraulics
pneumatics
process control
sealing & shielding



SOLUTIONS WITH A FUTURE – AND FOR THE FUTURE!



Dear Customers and Business Friends,

You are holding the current complete catalogue of Rectus GmbH for the brands of Rectus, Tema and Nycoil in your hands. As part of the large Parker family, for the first time, we present our quick connect systems for the low pressure and medium/high pressure ranges and the corresponding accessories in the new look. From the old catalogue, the tried and tested classification of our products and the familiar, intuitive navigation have been retained. So, as usual, you will quickly and easily find all the relevant product information and the appropriate products for your needs. Here, depending on the situation, you can choose to search by diameter, material, flow or application. If you cannot find what you are looking for or if you have a very special task to solve that is not covered by the standard range, our technical advisers are, of course, personally available to provide advice and assistance at any time.

Structure of RECTUS Part Numbers

Hose Connection

TF = Hose Barb
 TH = Hose Barb 45°
 TR = Hose Barb 90°
 TZ = Straight shaft parallel
 TP = for Parker plug-in Hose
 TS = Panel Mount with Hose Barb
 TD = Hose Barb DIN EN 560
 TE = Front Panel Installation, Hose Barb Panel Mount

Plastic Tube Connection

KO = with Hose Nut, without spring guard
 KR = 90° KO - connection
 KS = Panel mounted, without spring guard
 KK = with spring guard
 KE = Front panel installation with KO - connection
 KP = Plastic tube connection
 (hard plastic hoses, only for RECTUCHEM)

Other Connections

KL = Insert for plug-in connection
 PV = Fixing connection for PVC hoses
 DS = Double plug-in nipple
 PH = Parker 45°

Male Thread

AW = Whitworth pipe thread ISO 228 parallel
 AM = Metric thread DIN 13
 AK = Whitworth pipe thread DIN 2999 tapered
 AN = NPT thread ANSI B 1.20.1 tapered
 AD = Metric thread DIN 2353 (ISO 8434-1)
 WP = Whitworth pipe thread ISO 228 Serto Plan
 MP = Metric thread DIN 13 Serto Plan
 SW = Panel mount Whitworth pipe thread
 ISO 228 Serto Plan
 SM = Panel mount metric thread DIN 13 Serto Plan
 AL = Whitworth pipe thread ISO 228 parallel left
 AR = 90° Whitworth pipe thread DIN 2999 tapered
 AE = Front Panel Installation with Whitworth pipe
 thread ISO 228 parallel
 AJ = UNF thread (JIC) with 37° cone by SAE J 514

Female Thread

IW = Whitworth pipe thread ISO 228 parallel
 IM = Metric thread DIN 13
 IK = Whitworth pipe thread ISO 7 corresponding
 DIN 2999 tapered
 IN = NPSF-thread ANSI B 1.20.3
 IT = NPT thread tapered ANSI B 1.20.1
 IF = UNF-thread
 IL = Whitworth pipe thread ISO 228
 parallel left

Adding 1

S = Marking for special
 version
 0 = RECTUKey round
 3 = RECTUKey triangle
 6 = RECTUKey hexagon
 8 = RECTUKey octagon

21 KA AW 13 M P X X X

Series No:

Couplings

KA = Single Shut-Off
 KB = Double Shut-Off
 KF = Straight-Through
 KL = Dry-Break (double shut-off)
 KE = Self-Venting System
 KS = Safety (single shut-off)
 KD = Safety (double shut-off)
 KR = Safety (straight through)

Plugs

SF = Straight-Through
 SB = Double Shut-Off
 SL = Dry-Break (double shut-off)
 SS = Safety (straight-through)
 SD = Safety (double shut-off)
 SR = Recoil Eliminator

Metric Thread

05 = M 5
 10 = M 10 x 1
 12 = M 12 x 1,5
 14 = M 14 x 1,5
 16 = M 16 x 1,5
 18 = M 18 x 1,5

Thread Sizes

10 = 1/8"
 13 = 1/4"
 17 = 3/8"
 21 = 1/2"
 26 = 3/4"
 33 = 1"
 38 = 1 1/8"
 42 = 1 1/4"
 48 = 1 1/2"
 54 = 1 3/4"
 60 = 2"

Hose Connection

03 = für 3 mm LW (1/8")
 04 = für 4 mm LW (3/16")
 06 = für 5 mm LW (1/4")
 08 = für 8 mm LW (5/16")
 09 = für 9 mm LW (3/8")
 13 = für 13 mm LW (1/2")
 19 = für 19 mm LW (3/4")
 25 = für 25 mm LW (1")

Plastic Hose

04 = für 3 x 4 mm
 05 = für 3 x 5 mm
 36 = für 3 x 6,3 mm
 06 = für 4 x 6 mm
 46 = für 4 x 6,3 mm
 08 = für 6 x 8 mm
 10 = für 8 x 10 mm
 12 = für 9 x 12 mm
 16 = für 13 x 16 mm

Material

M = Brass CuZn39Pb3
 2.0401 (except sleeve)
 B = Brass CuZn39Pb3
 2.0401 (completely)
 S = Steel 9SMnPb28K
 1.0718
 R = Stainless Steel
 AISI 303
 H = Stainless Steel
 AISI 316 LMO
 E = Stainless Steel
 AISI 316 L
 K = Thermoplastics
 D = POM (Delrin)
 F = PVDF

Surface

X = without surface treatment
 N = Nickel plated
 C = Chrome plated
 Z = Zinc plated
 D = Durnicoated (chemic. zinc plated)
 B = Browning (steel black)
 G = Zinc plated and yellow chromated
 P = Passivated
 P = Pressure springs made of PEEK
 (only for RECTUCHEM+)
 F = chemically nickel plated and
 chrome plated (Flashchrome)
 S = zinc plated and black chromated

Seal

X = without seal
 P = Perbunan NBR
 V = FKM/FPM
 E = Ethylene-Propylene
 EPDM
 S = Silicone
 K = FFKM

Farbkenzeichnung bei Kunststoff

B = Blue
 G = Green
 R = Red
 Y = Yellow

Key to Symbols in Application Area



Machinery
Construction



Food Technology



Chemical
Technology



Mobile Hydraulics



Trade



Medical
Technology



Safety Technology



Electrical
Engineering



Aeronautics



Automotive

Delivery Status

DS = Delivery Status in stock
 delivery within 24 hours

on short call
 5 - 10 work days

medium term delivery
 according to order confirmation

ARE YOU HOPING TO FIND WITHOUT LOOKING? THEN WE HAVE JUST THE THING FOR YOU!

Page 22 to 169

Brass/Steel

- Single Shut-Off Page 22 to 119
- Double Shut-Off Page 120 to 149
- Dry-Break Page 150 to 169

Page 170 to 225

Stainless Steel

- Single Shut-Off Page 170 to 187
- Double Shut-Off Page 188 to 209
- Dry-Break Page 210 to 225

Page 226 to 255

Thermoplastics

Page 256 to 289

Safety

- Single Shut-Off Page 256 to 265
- Double Shut-Off Page 266 to 269
- Self-Venting Page 270 to 285
- Breathing Air Page 286 to 289

Page 290 to 291

Thermo-oil

Page 292 to 301

Coded Systems

Page 302 to 303

Measuring Systems

Page 304 to 337

Accessories

Page 338 to 357

Hoses and Tubing

- Nylon 12 Page 342 to 345
- Polyurethane Page 346 to 352
- PVC Page 353
- PVDF Page 354
- Accessories Page 355 to 357

Medium-Pressure

Page 364 to 385

T-Series

Page 386 to 387

TH-Series

Page 388 to 401

TFF-Series

Page 402 to 411

TIA-Series ISO 7241-1 Series A

Page 412 to 427

TIB-Series ISO 7241-1 Series B

Page 428 to 447

TIF-Series ISO 16028

Page 448 to 449

TEMA MULTI-LINE®

Page 450 to 457

Measuring Systems

Page 458 to 469

Swivel Joints Accessories

High-Pressure

Page 470 to 473

THP-Series

Page 474 to 475

Accessories High-Pressure



THE USER-FRIENDLY STRUCTURE OF THE NEW, COMPLETE CATALOGUE.

Low Pressure Systems

This chapter provides information on all coupling systems and accessory parts for use with pressures of up to 35 bar. These are primarily Rectus brand products – for use in the area of liquid and gaseous media.

Here you will also find our wide range of hoses for various applications.



Medium-/High-Pressure Systems

Find out about coupling systems and accessories for the pressures up to 1500 bar. Tema products prove their reliability every day in a wide variety of industrial applications - for water, oil, and other liquid and gaseous media.



Important Notes:

- Please note that the technical data, specifications and drawings in the catalogue are not binding. This information is subject to change without notice in the interest of improvement.
- We reserve the right to make technical modifications for the purposes of improvement.
- January 2009: With the actual catalogue the older versions are no longer valid.
- The interchangeability is guaranteed under the assumption that the manufacturer of the relevant product has not changed any functional part in the meantime.
- You will find important safety instructions on pages 12 and 13.

YOU CAN NEVER HAVE TOO MANY GOOD CONNECTIONS.

Decades of experience in the construction and production of high quality coupling systems for the widest variety of media in the low and medium/high pressure range – that is what our customers value about us.

With the internationally established Rectus and Tema product brands, you can be certain that the know-how of our engineers is always available and reliable.




RECTUS

For decades, Rectus quick connect couplings have been a name for the highest precision and reliability. The low pressure systems are used in many sectors, primarily for compressed air, but also for connections with liquid media.


TEMA

With their many innovative design variants, Tema quick connect couplings are among the best hydraulic connection elements in the world. What makes them especially brilliant is the negligible drop in pressure and maximum power transition.





THE RIGHT SOLUTION FOR EVERY SECTOR!



Whether under water, in aerospace, on the high seas, on the street, or in industry – our quick connect coupling systems are at home in many domains and represent the right solution in numerous technical applications.

The modular structure of our series allows you to benefit from a wide standard range, which includes a suitable system for most applications – just-in-time goes without saying.



YOU KNOW YOUR APPLICATIONS, WE KNOW THE RIGHT COUPLING SYSTEM!

Industrial Sectors/ Application Areas	Straight Through KF	Single Shut-Off KA	Double Shut-Off KB	Dry-Break KL	Thermoplastic Couplings POM/PVDF	Stainless Steel Couplings	Safety Couplings	FlatFace Couplings
Compressed Air	●	●	○	○	○	○	●	○
Air	●	●	○	○	○	○	●	○
Breathing Air	○	○	●	○	○	○	●	○
Gases	○	●	●	●	○	○	●	○
Liquid Gases	○	○	●	●	○	○	●	●
Water*	●	●	●	●	○	○	○	○
Liquid Media	○	●	●	●	●	○	●	●
Aggressive Media	○	○	●	●	●	●	●	●
Chemicals	○	○	●	●	●	●	●	●
Machinery/Systems Manufacturing	○	●	○	●	○	○	●	○
Welding	○	●	○	○	○	○	○	○
Molding	●	●	●	○	○	○	○	○
Automation	○	●	○	○	○	○	○	○
Robotics	○	●	●	●	○	○	○	○
Textile Industry	○	●	○	○	○	○	○	○
Medical Equipment	●	●	●	●	●	●	●	●
Food and Beverage Industry	○	○	○	○	●	●	○	○
Chemical Industry	○	○	●	●	●	●	●	●
Pharmaceutical Industry	○	○	●	●	●	●	●	●
Laboratory	○	●	●	●	●	●	●	●
Analysis Technology	○	○	●	●	●	●	○	○
Steel Manufacturing	○	●	○	○	○	○	●	○
Raffineries	○	○	●	●	○	●	●	●
Paper Production	○	●	●	○	○	●	○	●
Rescue and Safety	○	●	●	●	○	●	●	○
Aerospace Technology	○	○	○	○	○	●	●	○
Shipyards	○	●	●	○	○	●	○	○
Semiconductor Technology	○	○	●	●	●	●	○	●
Laser Technology	○	○	●	●	○	●	○	○
Nuclear Power	○	○	●	○	○	●	●	○

* only systems with valve and sleeve made of brass



COUPLING QUICKLY AND SAFELY WITH ONE HAND!

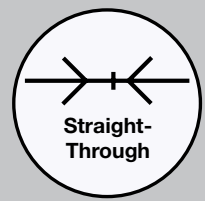
The development of the single-hand quick connect coupling made a decisive contribution to improving work safety and functionality. In order to create a connection, the plug is simply pushed into the coupling. This causes

the sleeve to spring forward and lock automatically. When uncoupling, the sleeve is pushed back with one hand and the disconnection is easy. The following valve designs are available for selection for different applications:

Straight-Through

These coupling systems work with no shut-off valve, which means they can achieve the greatest possible flow. Further, turbulence which can occur with integrated valves is

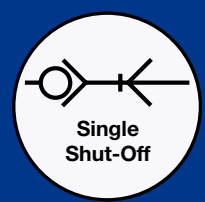
completely eradicated. Straight-through couplings are ideally suited to liquid media – e.g. water applications. Before unlocking, the flow must be stopped.



Single Shut-Off

On our single shut-off systems, the plug is designed straight-through – although the coupling shuts off immediately when the connection is broken.

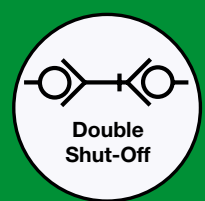
Appearance of on-fl ow media in the line is effectively prevented. An ideal solution for operating compressed air tools.



Double Shut-Off

On our double shut-off systems, after disconnection, the flow stops both in the coupling and in the plug.

The medium remains in the hose in both connecting lines, the pressure is held constant and not released.



Dry-Break Design

Our leak-free coupling systems have valves on the coupling and plug that build up no dead-space volume. Thus, when the connection is broken, no drops of the medium can

escape. This variant is especially suitable for transferring aggressive media or in sensitive environments such as cleanrooms.



WE SET STANDARDS IN QUALITY AND SAFETY.



Around the world highly qualified specialists are working to secure and optimise the quality of our products. Nothing will deter them from the high demands which they set themselves – as all employees know, we can only retain our top international position by constant top performance. With the help of controlled manufacturing processes and up to the minute precision technology, it is the person - as a creative and experienced

technical, sales man and customer adviser – who is responsible for this. All stages of production are subject to proven and comprehensive quality management. Certificates and test reports from the most important independent institutes confirm our excellent functionality and production quality. For our customers, this means: greater safety and reliability – even in extreme conditions.



DIN EN ISO 9001:2000
Reg.Nr. 1070
Qualitätsmanagementsystem





FROM STANDARD PRODUCT TO BESPOKE SYSTEM SOLUTION.


The Parker Rectus Tema standard catalogue range offers the right coupling for most application areas. Many of these standard items come from previous special solutions which we later integrated into serial production. Developing special solutions for particular tasks is one of our strengths – and an advantage which you can use at any time. Our competent specialists will be pleased to visit

you to establish your specific requirements and wishes. We will then recommend adaptation of one of our standard products, or new design of a bespoke individual solution for you. At the end, we will provide you with a functional system that is exactly suited to your requirements – both technologically and economically. Get in touch – we will be pleased to advise you specifically.



From Mini to Maxi

Our innovations are impressive: from the smallest quick connect coupling in the world to the large hydraulic FlatFace solution.



SEALING AND ACCURACY.

A coupling system is always as good as its sealing components. That is why we only use top quality, proven standards, which have been tried and tested time and again. For special applications, please also ask our specialist advisers, as an important criterium

for functionality of an O-ring is the type of medium in relation to its temperature. In accordance with these parameters, we can recommend the right type of seal and will be pleased to carry out specific tests with you.

The most important sealants

Sealing-Material	Brand	Temperature-Range	Features
NBR Acrylonitrile-Butadiene Rubber	Buna N	-20°C - +100°C	Can be used for compressed air. Resistant to heat and many liquids, e.g. mineral oils, fuel (no environmental diesel), water glycol and grease.
EPDM Ethylene Propylene Diene Rubber		-50°C - +150°C	Heat resistant and specially suited to hot water and steam. Good resistance to brake oils, glycol and fire-resistant oils. Not suitable for mineral-based oils and petrol.
FKM Fluorocarbon Rubber	Viton® ¹⁾	-15°C - +200°C	Very high resistance to heat and liquids inc. petrol, oils, environmental diesel, grease and aromatic oils.
FFKM Perfluoro Rubber	Kalrez® ²⁾	-25°C - +240°C	Universal chemical resistance, good for aggressive media, high thermal resistance. Lowest source values for all media.

¹⁾ Viton® is a registered trademark of DuPont Dow Elastomers.

²⁾ Kalrez® is a registered trademark of DuPont Dow Elastomers.

WITH US, YOU CAN WORK IN ANY UNITS.

Conversion of temp. units

°F	→ °C	°C	→ °F
-40	-40,0	-40	-40
-35	-37,2	-35	-31
-30	-34,4	-30	-22
-25	-31,7	-25	-13
-20	-28,9	-20	-4
-15	-26,1	-17,8	0
-10	-23,3	-15	+5
-5	-20,6	-10	+14
0	-17,8	-5	+23
+5	-15,01	0	+32
+10	-12,2	+5	+41
+15	-9,4	+10	+50
+20	-6,7	+15	+59
+25	-3,9	+20	+68
+30	-1,1	+25	+77
+32	0,0	+30	+86
+35	+1,7	+35	+95
+40	+4,4	+40	+104
+45	+7,2	+45	+113
+50	+10,0	+50	+122
+55	+12,8	+55	+131
+60	+15,6	+60	+140
+65	+18,3	+65	+149
+70	+21,1	+70	+158
+75	+23,9	+75	+167
+80	+26,7	+80	+176
+85	+29,4	+85	+185
+90	+32,2	+90	+194
+95	+35,0	+95	+203
+100	+37,8	+100	+212
+105	+40,6	+105	+221
+110	+43,3	+110	+230
+115	+46,1	+115	+239
+120	+48,9	+120	+248
+125	+51,7	+125	+257
+130	+54,4	+130	+266
+135	+57,2	+135	+275
+140	+60,0	+140	+284
+145	+62,8	+145	+293
+150	+65,6	+150	+302
+155	+68,3	+155	+311
+160	+71,1	+160	+320
+165	+73,9	+165	+329
+170	+76,7	+170	+338
+175	+79,4	+175	+347
+180	+82,2	+180	+356
+185	+85,0	+185	+365
+190	+87,8	+190	+374
+195	+90,6	+195	+383
+200	+93,3	+200	+392
+205	+96,1	+205	+401
+210	+98,9	+210	+410
+215	+101,7	+215	+419
+220	+104,4	+220	+428
+225	+107,2	+225	+437
+230	+110,0	+230	+446
+235	+112,8	+235	+455
+240	+115,6	+240	+464
+245	+118,3	+245	+473
+250	+121,1	+250	+482

Conversion of flow rate units

l/min	→ Cfm	→ m³/h
100	4	6
200	7	12
300	11	18
400	14	24
600	21	36
800	28	48
1000	35	60
1200	42	72
1400	49	84
1600	57	96
1800	64	108
2000	71	120
2200	78	132
2400	85	144
2600	92	156
2800	99	168
3000	106	180
3300	117	198
3600	127	216
3900	138	234
4200	148	252
4500	159	270
4800	170	288
5100	180	306
5400	191	324
5700	201	342
6000	212	360
6300	222	378
6600	233	396
6900	244	414
7200	254	432
7500	265	450
7800	275	468
8000	283	480

Thread dimensions in mm

Pipe thread according to ISO 228

Nominal thread size	Outer-Ø d (mm)	Core-Ø d ₁ (mm)
1/16	7,723	6,561
1/8	9,728	8,566
1/4	13,157	11,445
3/8	16,662	14,950
1/2	20,955	18,631
5/8	22,911	20,587
3/4	26,441	24,117
7/8	30,201	27,877
1	33,249	30,291
1 1/8	37,897	34,939
1 1/4	41,910	38,952
1 1/2	47,803	44,845
1 3/4	53,746	50,788
2	59,614	56,656
2 1/4	65,710	62,752
2 1/2	75,184	72,226
2 3/4	81,534	78,576

Conversion of pressure units

bar	PSI	MPa	PSI	bar	MPa
1	14,5	0,1	15	1,0	0,10
3	43,5	0,3	50	3,5	0,35
6	87,0	0,6	75	5,2	0,52
8	116,0	0,8	100	6,9	0,69
10	145,0	1,0	125	8,6	0,86
12	174,0	1,2	150	10,3	1,03
15	217,5	1,5	175	12,1	1,21
20	290,0	2,0	200	13,8	1,38
25	363,0	2,5	250	17,2	1,72
30	435,0	3,0	300	20,7	2,07
35	508,0	3,5	400	27,6	2,76
50	725,0	5,0	500	34,5	3,45
70	1015,0	7,0	750	51,7	5,17
100	1450,0	10,0	1000	69,0	6,90
150	2175,0	15,0	1500	103,4	10,34
200	2900,0	20,0	2000	137,9	13,79
250	3625,0	25,0	3000	206,8	20,68

Vacuum units

Vacuum (%)	Absolute press. (mbar)	Neg. press. (mbar)	Neg. press. (mm Hg)
0	1000	0	0
10	900	-100	-75
13,3	867	-133	-100
20	800	-200	-150
26,7	733	-267	-200
30	700	-300	-225
40	600	-400	-300
50	500	-500	-375
53,3	467	-533	-400
60	400	-600	-450
66,7	333	-667	-500
70	300	-700	-525
80	200	-800	-600
90	100	-900	-675
92	80	-920	-690
100	0	-1000	-760

SAFETY GUIDE FOR SELECTING AND USING QUICK CONNECT COUPLINGS AND RELATED ACCESSORIES

DANGER: failure or improper selection or improper use of quick connect couplings or related accessories can cause death, personal injury and property damage. Possible consequences of failure or

- Couplings or parts thrown off at high speed
- High velocity fluid discharge
- Contact with suddenly moving or falling objects that are to be held in position or moved by the conveyed fluid
- Dangerously whipping hose

improper selection or improper use of quick connect couplings or related accessories include but are not limited to:

- Explosion or burning of the conveyed fluid
- Contact with conveyed fluids that may be hot, cold, toxic, or otherwise injurious
- Sparking or explosion while paint or flammable liquid spraying

Before selecting or using any Parker RectusTema quick connect couplings or related accessories, it is important that you read and follow the following instructions.

1.0 GENERAL INSTRUCTIONS

1.1 Scope: this catalogue provides instructions for selecting and using (including installing connecting, disconnecting, and maintaining) quick connect couplings and related accessories (including caps, plugs, hoses, blow guns). This safety instruction is a supplement to and is to be used with the specific Parker publications for the specific quick connect couplings and related accessories that are being considered for use.

1.2 Fail-Safe: quick connect couplings or the hose they are attached to can fail without warning for many reasons. Design all systems and equipment in a fail-safe mode, so that failure of the quick connect coupling or hose will not endanger persons or property.

1.3 Distribution: provide a copy of this safety guide to each person who is responsible for selecting or using quick connect coupling products. Do not select or use quick connect couplings without thoroughly reading and understanding this safety guide as well as the specific Parker publications for the products considered or selected.

1.4 User responsibility: due to the wide variety of operating conditions and uses for quick connect couplings, Parker RectusTema and its distributors do not represent or warrant that any particular coupling system is suitable for any specific end use system. This safety instructions do not analyse all technical parameters that must be considered in selecting a product. The user, through its own analysis and testing, is solely responsible for:

- Making the final selection of the quick connect couplings.
- Assuring that the user's requirements are met and that the use presents no health or safety hazards.
- Providing all appropriate health and safety warnings on the equipment on which the quick connect couplings are used.

1.5 Additional questions: call the appropriate Parker customer service department if you have any questions or require any additional information. For the telephone numbers of the appropriate customer service department, see the Parker publication for the product being considered or used.

2.0 SELECTION INSTRUCTIONS

2.1 Pressure: quick connect couplings selection must be made so that the published rated pressure of the coupling is equal to or greater than the maximum system pressure. Pressure surges in the system higher than the rated pressure of the coupling will shorten the quick connect coupling's life. Do not confuse burst pressure or other pressure values with rated pressure and do not use burst pressure or other pressure values for this purpose.

2.2 Fluid compatibility: quick connect couplings selection must assure compatibility of the body and seal materials with the fluid media used. See the fluid compatibility chart.

2.3 Temperature: be certain that fluid and ambient temperatures, both steady and transient, do not exceed the limitations of the quick connect couplings. Use caution and hand protection when connecting or disconnecting quick connect couplings that are heated or cooled by the media they are conducting or by their environment.

2.4 Size: transmission or power by means of pressurised liquid varies with pressure and rate of flow. The size of the quick connect couplings and other components of the system must be adequate to keep pressure losses to a minimum and avoid damage due to heat generation or excessive fluid velocity.

2.5 Pressurised connection or disconnection: if connecting or disconnecting under pressure is a requirement, use only quick connect couplings designed for that purpose. The rated operating pressure of a quick connect coupling may not be the pressure at which it may be safely connected or disconnected.

2.6 Environment: care must be taken to ensure that quick connect couplings are either compatible with or protected from the environment (that is, surrounding conditions) to which they are exposed. Environmental conditions including but not limited to ultraviolet radiation, ozone, moisture, water, salt water, chemicals, and air pollutants can cause degradation and premature failure.



2.7 Locking means: ball locking quick connect couplings can unintentionally disconnect if they are dragged over obstructions on the end of a hose or if the sleeve is bumped or moved enough to cause disconnection. Sleeves designed with flanges to provide better gripping for oily or gloved hands are especially susceptible to accidental disconnection and should not be used where these conditions exist. Sleeve lock or union (threaded) sleeve designs should be considered where there is a potential for accidental uncoupling.

2.8 Mechanical loads: external forces can significantly reduce quick connect couplings' life or cause failure. Mechanical loads which must be considered include excessive tensile or side loads and vibration. Unusual applications may require special testing prior to quick connect couplings selection.

2.9 Specifications and standards: when selecting quick connect couplings, government, industry and Parker specifications must be reviewed and followed as applicable.

2.10 Vacuum: not all quick connect couplings are suitable or recommended for vacuum service. Quick connect couplings used for vacuum applications must be selected to ensure that the quick connect couplings will withstand the vacuum and pressure of the system.

2.11 Fire resistant fluids: some fire resistant fluids require seals other than the standard NBR (nitrile) used in many coupling systems.

2.12 Radiant heat: quick connect couplings can be heated to destruction or loss of sealing without contact by such nearby items as hot manifolds or molten metal. The same heat source may then initiate a fire. This can occur despite the presence of cool air around the quick connect couplings.

2.13 Welding and brazing: heating of plated parts, including quick connect couplings and port adapters, above 450 °F (232 °C) such as during welding, brazing, or soldering may emit deadly gases and may cause coupling seal damage.

3.0 INSTALLATION INSTRUCTIONS

3.1 Pre-installation inspection: before installing a quick connect coupling, visually inspect it and check for correct style, body material, seal material, and catalogue number. Before final installation, coupling halves should be connected and disconnected with a sample of the mating half with which they will be used.

3.2 Quick connect coupling halves from other manufacturers: if a quick connect coupling assembly is made up of one Parker RectusTema half and one half from another manufacturer, the lowest pressure rating of the two halves should not be exceeded.

3.3 Fitting installation: use a thread sealant, when assembling taper pipe thread joints in quick connect couplings. Be sure the sealant is compatible with the system fluid or gas. To avoid system contamination, use a liquid or paste type sealant rather than a tape style. Use the flats provided to hold the quick connect coupling when installing fittings. Do not use pipe wrenches or a vice on other parts of the coupling to hold it when installing or a removing fittings as damage or loosening of threaded joints in the coupling assembly could result. Do not apply excessive torque to taper pipe threads because cracking or splitting of the female component can result.

3.4 Caps and plugs: use dust caps and plugs when quick connect couplings are not coupled to exclude dirt and contamination and to protect critical surfaces from damage.

3.5 Coupling location: locate quick connect couplings where they can be reached for connection or disconnection without exposing the operator to slipping, falling, getting sprayed or coming in contact with hot or moving parts.

3.6 Hose whips: use a hose whip (a short length of hose between the tool and the coupling half) instead of rigidly mounting a coupling half on hand tools or other devices. This reduces the potential for coupling damage if the tool is dropped and provides some isolation from mechanical vibration which could cause uncoupling.

4.0 MAINTENANCE INSTRUCTIONS

4.1 Even with proper selection and installation, quick connect coupling life may be significantly reduced without a continuing maintenance program. Frequency should be determined by the severity of the application and risk potential. A maintenance program must be established and followed by the user and must include the following as a minimum:

4.2 Visual inspection of quick connect couplings: any of the following conditions require immediate shut down and replacement of the quick connect coupling:

- Cracked, damaged, or corroded quick connect couplings parts.
- Leaks at the fitting, valve or mating seal.
- Broken coupling mounting hardware, especially breakaway clamps.

4.3 Visual inspection all other:

- Leaking seals or port connections.
- Excess dirt build-up on the coupling locking means or on the interface area of either coupling half.
- Defective clamps, guards, and shields.
- System fluid level, fluid type and any entrapment.

4.4 Functional test: operate the system at maximum operating pressure and check for possible malfunctions and freedom from leaks. Personnel must avoid potential hazardous areas while testing and using the system.

4.5 Replacement intervals: specific replacement intervals must be considered based on previous service life, government or industry recommendations, or when failures could result in unacceptable downtime, damage or injury risk. See instruction 1.2 above.

LOW PRESSURE SYSTEMS. PROVEN, TOP QUALITY RECTUS SOLUTIONS.

Depending on the design, our connecting elements for the low pressure range up to 35 bar are suitable for gaseous (compressed air) or liquid media (water, chemistry). In our standard range, you will find solutions for the widest variety of applications.

e. g. Rectus Series 21KA

This successful small-dimensioned coupling is available as a single-hand quick connect system in numerous design and material qualities.

Nominal Diameter/Flow

The nominal diameter corresponds to the free internal diameter of the coupling or plug. Normally, the internal diameter of the front plug area is measured. Due to the integrated valve, plugs on double shut-off couplings have a smaller internal diameter than the coupling, thus the effective nominal diameter is smaller. The nominal diameter gives a rough idea of size for flow in a coupling-plug combination. The real flow is always dependent on the nominal diameter, in connection with the flowpreferential shape of a system.

up to **35** bar





Material Properties

Messing:

Corrosion resistant for compressed air and water applications, medium strength, anti-magnetic, high resistance to organic liquids, good surface quality, exemplary recyclability.

Steel:

High surface hardness, corrosion resistance due to surface treatment, curable material for high loads, magnetic.

Stainless steel AISI 303 (V2A):

Corrosion resistant, good strength, only slightly magnetic.

Edelstahl AISI 316 L (V4A):

Highly corrosion resistant, good strength, only slightly magnetic.

POM thermoplastics:

Good strength and resistance for standard applications.

PVDF thermoplastics:

Medium strength with good general resistance. Especially good temperature and UV resistance, easy to sterilise (autoclave).

PVDF+ thermoplastics:

The springs in these PVDF couplings are made of the material PEEK. The mechanical properties are significantly improved, the size of the springs can be reduced. Pressure range from 1 bar.

Brass/Steel from page 22

- Single Shut-Off Page 22 to 119
- Double Shut-Off Page 120 to 149
- Dry-Break Page 150 to 169

Stainless steel from page 170

- Single Shut-Off Page 170 to 187
- Double Shut-Off Page 188 to 209
- Dry-Break Page 210 to 225

Thermoplastics from page 226

Single/Double Shut-Off

Safety from page 256

- Single Shut-Off Page 256 to 265
- Double Shut-Off Page 266 to 269
- Self-Venting Page 270 to 285
- Breathing Air Page 286 to 289

Thermo-oil from page 290

Coded Systems from page 292

Single/Double Shut-Off

Measuring Systems from page 302

Accessories from page 304

Hoses and Tubing from page 338

- Nylon 12 Page 342 to 345
- Polyurethane Page 346 to 352
- PVC Page 353
- PVDF Page 354
- Accessories Hoses Page 355 to 357

ALL OUR PERFORMANCE CAPACITY AT A GLANCE.

Using this flow quantity diagram, find the right Rectus coupling series for your application – and at a glance! At the same time, we demonstrate the profile-specific compatibility/interchangeability with other Rectus products and foreign makes.

- Single Shut-Off
- Double Shut-Off
- Dry-Break Version

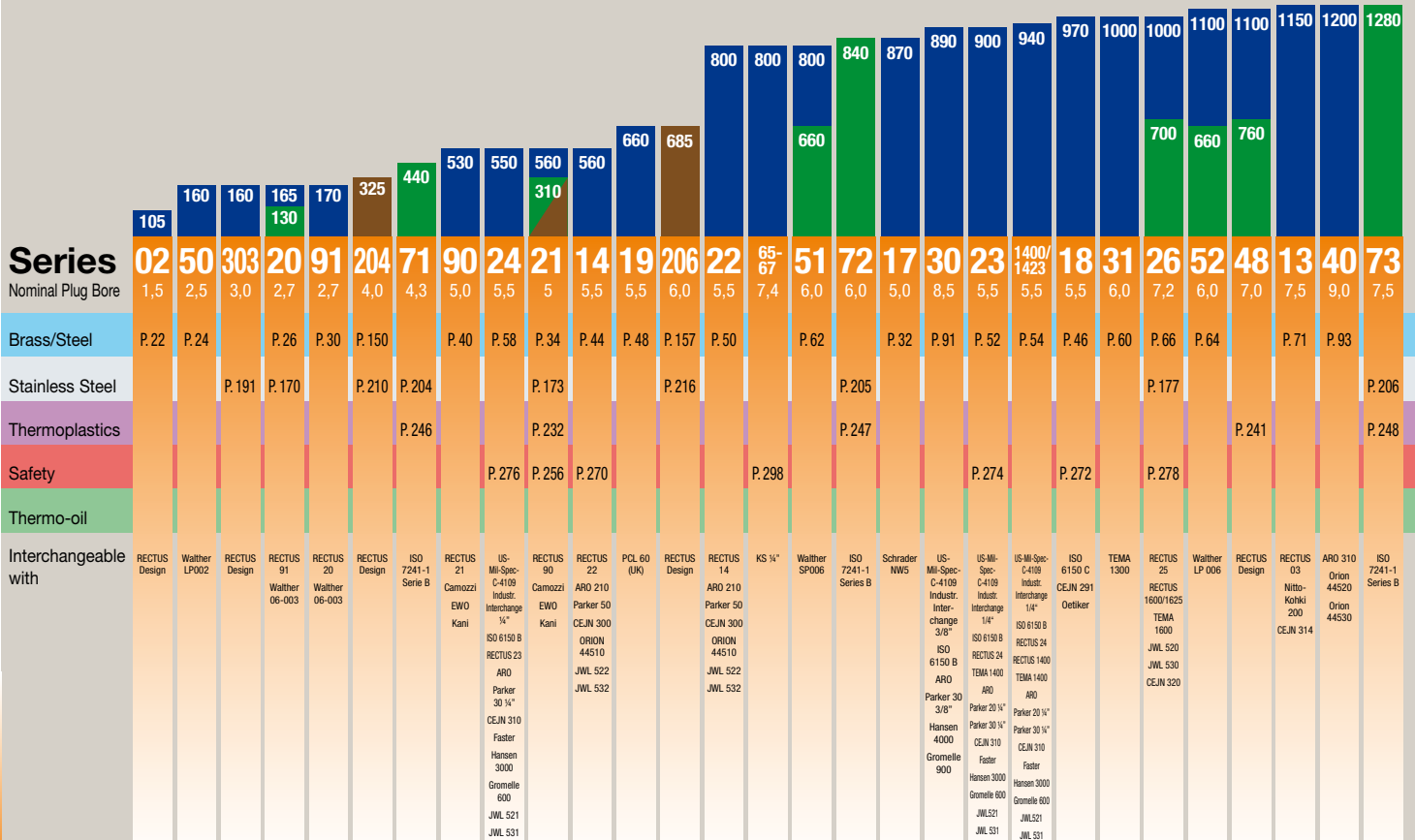
Flow quantity – air
Litres/minute*

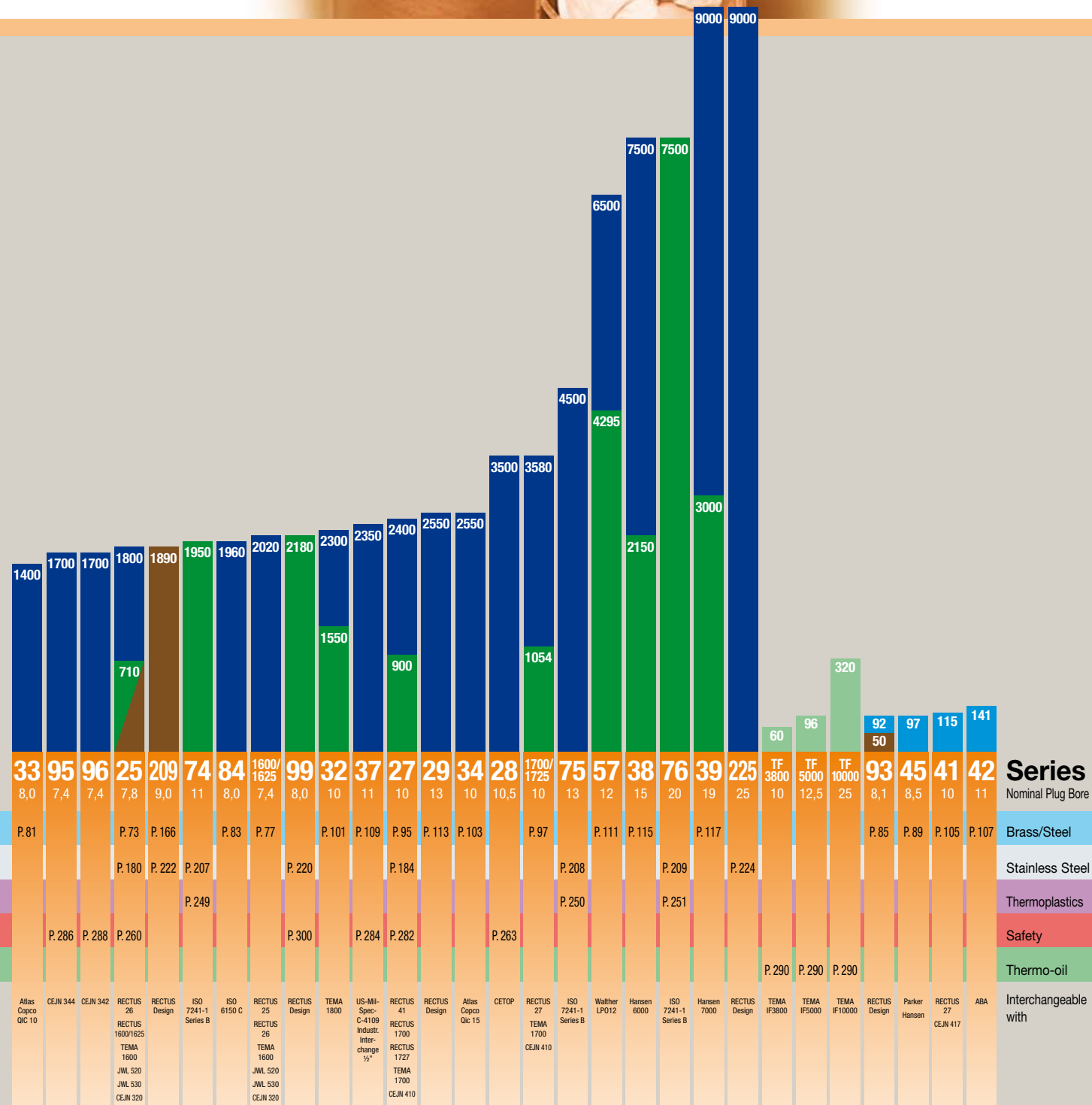
*(Measurement data generated in accordance with ISO 6358; CCTOP RP50P at input pressure 6 bar, pressure drop 0.5 bar)

- Thermo-oil
- Mold Connections/Straight-Through

Flow quantity – oil/water
Litres/minute*

*(Measurement data generated in accordance with ISO 7241/2:2000, pressure drop 0.5 bar)





Series
Nominal Plug Bore

Brass/Steel

Stainless Steel

Thermoplastics

Safety

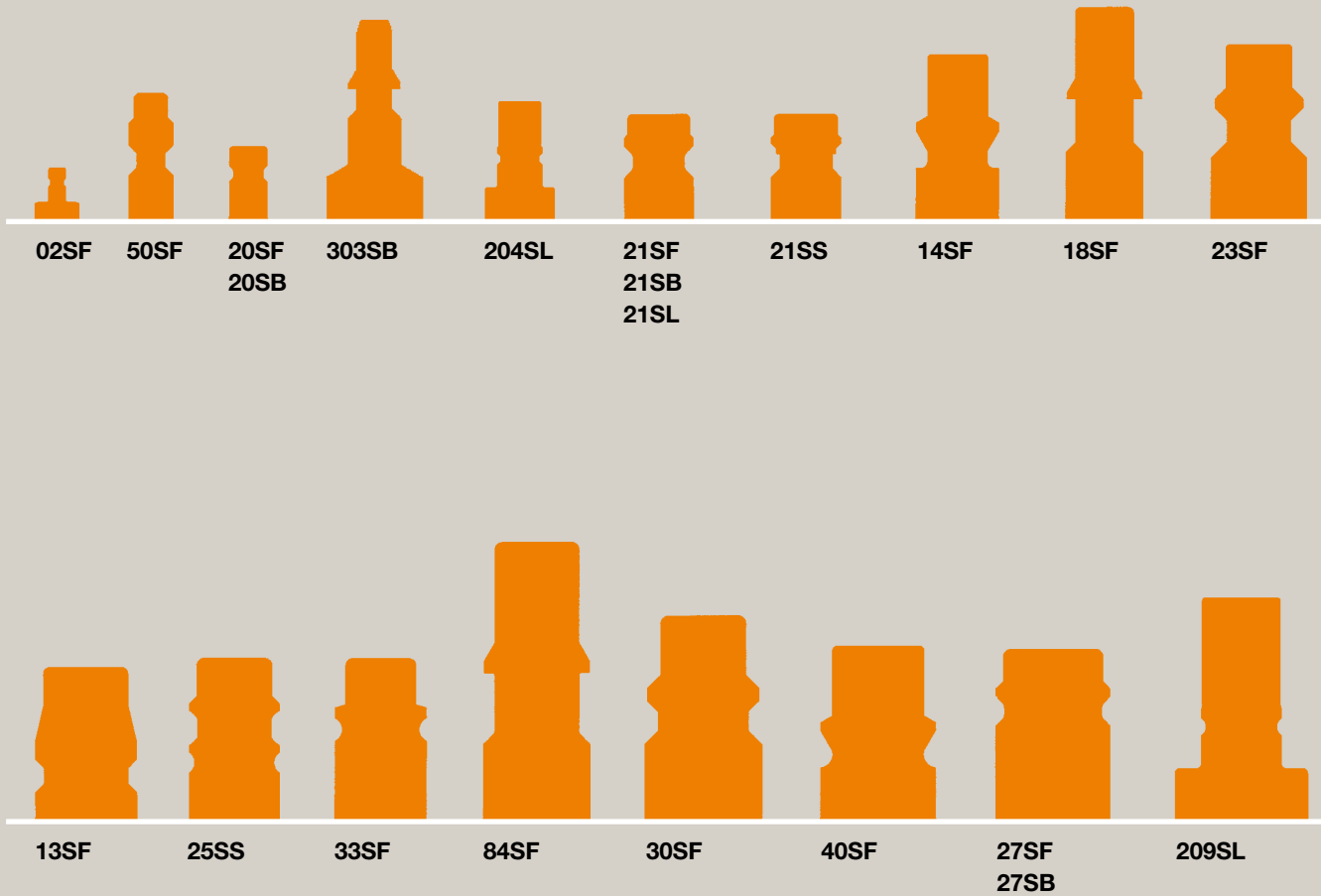
Thermo-oil

Interchangeable with

FROM PLUG TO BEST COUPLING SYSTEM.

Using the plug profiles shown below, the corresponding coupling systems are easy to determine.

RECTUS Plug Profiles





206SL

31SF

**51SF
51SB**

**52SF
52SB**

48SF

**25SF
26SF
25SB
26SB
26SL
25SL**

95SS

96SS



32SF

34SF

28SS

37SF

57SF

**38SF
38SB**

**39SF
39SB
39SL**

ABOVE ALL ELSE, OUR SYSTEMS OFFER YOU GREATER SAFETY.

Safety-Couplings

We consider that protecting people and material surfaces is an important issue. For use mainly in danger areas with high safety requirements, we have developed coupling systems with safety locks.



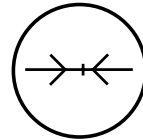
Self-Venting-Couplings

A patented single-hand self-venting technique with 2 separate locking systems makes it possible to vent automatically before uncoupling. Plastic sleeves prevent surface scratches. Application area exclusive to compressed air.

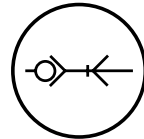


Valves

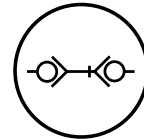
Depending on application area, our coupling systems are available with free flow, single or double shut-off, and in leak free design. A test of various valve types is recommended before ordering large quantities.



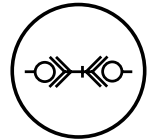
straight-through



single shut-off




double shut-off




dry-break coupling

RectuLoc


With the introduction of this innovative sealing system, we have finally eliminated laborious sealing with angel hair or plastic tape. Ball threads can be coated with RectuLoc on request, cylindrical threads can be supplied with a RectuLoc seal.





RectuKey

This coded coupling system completely eliminates confusion of different media. The structure and color of the couplings and plugs is differentiated – this makes wrong coupling impossible.




UltraFlo

The flow-favourable UltraFlo valve is a Rectus development, which increases the flow by up to 80% compared with conventional systems. Supply to compressed air tools is improved and energy costs are reduced. Can be supplied e.g. with the series 25 and 27 premium coupling systems.



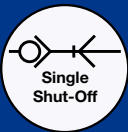
Materials

For almost all application cases, Rectus supplies the ideal combination of material and technology. Brass/steel products, various stainless steels, thermoplastics or mixed materials such as steel/plastic are all in the range and can be ordered specifically for the application.



Surfaces

Our coupling systems can be supplied with additional coating refinements, resistant to corrosion or aggressive media and specific to your requirements. Please ask your specialist adviser for special requirement profiles. We will test the appropriate solution for you.




Nominal Diameter

1.5 = 1.8 mm²

RECTUS Series

02KA



actual size



Technical Description

Smallest mini industrial coupling, suitable for air and gas applications. Primarily in medicine, didactics and model building. Specific application for liquids due to size.

Advantages

Single handed operation.
Extremely small dimensions.

Working Pressure

PB = 35 bar, maximum static working pressure with safety factor 4 to 1.

Interchangeability

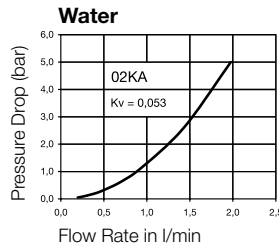
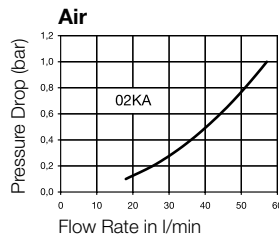
RECTUS Design

Working Temperature*

-20°C up to +100°C (NBR)
-40°C up to +120/150°C (EPDM)
-15°C up to +200°C (FKM)
depending on the medium.

*At a temperature below -20°C and above +100°C special seals are available on request.

Chart



Material

Coupling

Back Body
Valve Body
Sleeve
Valve
Spring and Locking Ring
Locking Balls
Seals

Standard

Brass
Brass
Brass
Brass
AISI 301
AISI 420
NBR

Nickel Plated

Brass, Nickel Plated
Brass, Nickel Plated
Brass, Nickel Plated
Brass, Nickel Plated
AISI 301
AISI 420
NBR

Plug

Plug

Brass

Brass, Nickel Plated

Couplings

RECTUS Series 02KA

	Connection A	Hex SW	L mm	D mm	L1 mm	L2 mm	Hex1 SW1	B mm	G mm	Version	Part Number	DS
<p>Male Thread</p>	M 3	6	19	6,5	3					Standard	02KA AM03 MPX	■
										Nickel Plated	02KA AM03MPN	■
<p>Female Thread</p>	M 3	6	19	6,5	3					Standard	02KA IM03 MPX	■□
										Nickel Plated	02KA IM03 MPN	■□

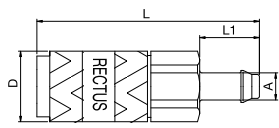
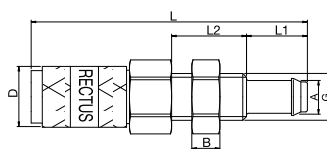
DS = Delivery Status: ■ in stock

■□ on short call

□ medium term delivery

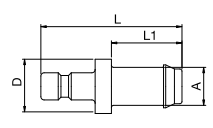
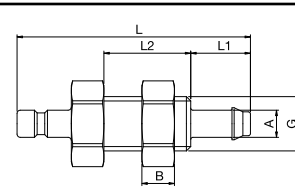
Couplings

RECTUS Series 02KA

	Connection A	Hex SW	L mm	D mm	L1 mm	L2 mm	Hex1 SW1	B mm	G mm	Version	Part Number	DS
 <p>Hose Barb</p>	2 mm	6	21	6,5	5,5					Standard	02KA TF02 MPX	■
										Nickel Plated	02KA TF02 MPN	■
	3 mm	6	22	6,5	6,5					Standard	02KA TF03 MPX	■
										Nickel Plated	02KA TF03 MPN	■
 <p>Panel Mount, Hose Barb</p>	2 mm	7	29	6,5	5,5	8	7	3	M 5	Standard	02KA TS02 MPX	■
										Nickel Plated	02KA TS02 MPN	■
	3 mm	7	30	6,5	6,5	8	7	3	M 5	Standard	02KA TS03 MPX	■
										Nickel Plated	02KA TS03 MPN	■

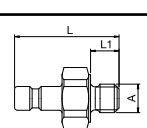
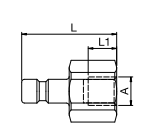
Plugs

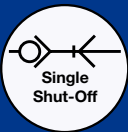
RECTUS Series 02KA

	Connection A	Hex SW	L mm	D mm	L1 mm	L2 mm	Hex1 SW1	B mm	G mm	Version	Part Number	DS
 <p>Hose Barb</p>	2 mm			4						Standard	02SF TF02 MXX	■
										Nickel Plated	02SF TF02 MXN	■
	3 mm			5						Standard	02SF TF03 MXX	■
 <p>Panel Mount, Hose Barb</p>	2 mm	7	22		5,5	8	7	3	M 5	Standard	02SF TS02 MXX	■
										Nickel Plated	02SF TS02 MXN	■
	3 mm	7	23		6,5	8	7	3	M5	Standard	02SF TS03 MXX	■
										Nickel Plated	02SF TS03 MXN	■

Plugs

RECTUS Series 02KA

	Connection A	Hex SW	L mm	D mm	L1 mm	L2 mm	Hex1 SW1	B mm	G mm	Version	Part Number	DS
 <p>Male Thread</p>	M 3	6	11		3					Standard	02SF AM03 MXX	■
										Nickel Plated	02SF AM03 MXN	■
 <p>Female Thread</p>	M 3	6	10		3					Standard	02SF IM03 MXX	■
										Nickel Plated	02SF IM03 MXN	■



Nominal Diameter

2.5 = 5 mm²

RECTUS Series

50KA



actual size



Technical Description

Mini industrial coupling, can be used with various media. Extremely easy to operate.

Advantages

Single handed operation.
Small installation dimensions.

Working Pressure

PB = 35 bar, maximum static working pressure with safety factor of 4 to 1.

Interchangeability

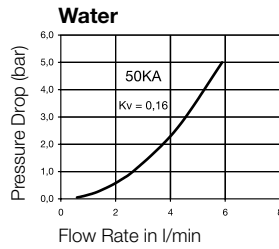
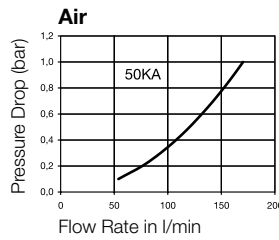
WALTHER LP002

Working Temperature*

-20°C up to +100°C (NBR)
-40°C up to +120/150°C (EPDM)
-15°C up to +200°C (FKM)
depending on the medium.

*At a temperature below -20°C and above +100°C special seals are available on request.

Chart



Material

Coupling

Back Body
Valve Body
Sleeve
Valve
Spring and Locking Ring
Locking Balls
Seals

Standard

Brass
Brass
Brass
Brass
AISI 301
AISI 420
NBR

Nickel Plated

Brass, Nickel Plated
Brass, Nickel Plated
Brass, Nickel Plated
Brass, Nickel Plated
AISI 301
AISI 420
NBR

Plug

Plug

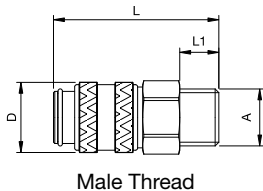
Brass

Brass, Nickel Plated

Couplings

RECTUS Series 50KA

Connection A	Hex SW	L mm	D mm	L1 mm	L2 mm	Hex1 SW1	B mm	G mm	Version	Part Number	DS
G 1/8	14	36	16	7					Standard	50KA AW10 MPXS	■
									Nickel Plated	50KA AW10 MPNS	■
G 1/4	17	38	16	9					Standard	50KA AW13 MPXS	■□
									Nickel Plated	50KA AW13 MPNS	■□



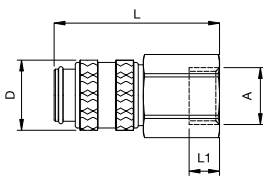
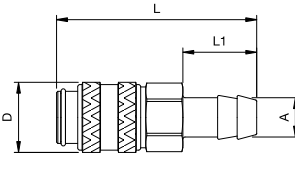
DS = Delivery Status: ■ in stock

■□ on short call

□ medium term delivery

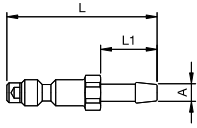
Couplings

RECTUS Series 50KA

	Connection A	Hex SW	L mm	D mm	L1 mm	L2 mm	Hex1 SW1	B mm	G mm	Version	Part Number	DS
 <p>Female Thread</p>	G 1/8	14	36	16	9					Standard	50KA IW10 MPXS	☐
										Nickel Plated	50KA IW10 MPNS	☐
	G 1/4	17	38	16	9					Standard	50KA IW13 MPXS	☐
										Nickel Plated	50KA IW13 MPNS	☐
 <p>Hose Barb</p>	4 mm	14	46	16	17					Standard	50KA TF04 MPXS	☐
										Nickel Plated	50KA TF04 MPNS	☐
	6 mm	14	46	16	17					Standard	50KA TF06 MPXS	☐
										Nickel Plated	50KA TF06 MPNS	☐
	9 mm	14	46	16	17					Standard	50KA TF09 MPXS	☐
										Nickel Plated	50KA TF09 MPNS	☐
	10 mm	14	46	16	17					Standard	50KA TF10 MPXS	☐
										Nickel Plated	50KA TF10 MPNS	☐

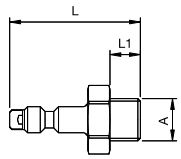
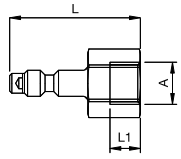
Plugs

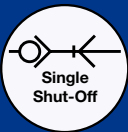
RECTUS Series 50KA

	Connection A	Hex SW	L mm	D mm	L1 mm	L2 mm	Hex1 SW1	B mm	G mm	Version	Part Number	DS
 <p>Hose Barb</p>	4 mm	7	35		13					Standard	50SF TF04 MXX	■
										Nickel Plated	50SF TF04 MXN	■
	6 mm	7	35		13					Standard	50SF TF06 MXX	■
										Nickel Plated	50SF TF06 MXN	■

Plugs

RECTUS Series 50KA

	Connection A	Hex SW	L mm	D mm	L1 mm	L2 mm	Hex1 SW1	B mm	G mm	Version	Part Number	DS
 <p>Male Thread</p>	G 1/8	14	30		7					Standard	50SF AW10 MXX	■
										Nickel Plated	50SF AW10 MXN	■
 <p>Female Thread</p>	G 1/8	14	30		7					Standard	50SF IW10 MXX	■
										Nickel Plated	50SF IW10 MXN	■



Nominal Diameter

2.7 = 6 mm²

RECTUS Series

20KA



actual size



Technical Description

Mini industrial coupling, internationally used profile. Notable for a high flow and numerous application options with various media. Frequent use in mini-pneumatics, medical technology and chemistry/pharmacy.

Advantages

Single handed operation.
Small dimensions.

Working Pressure

PB = 35 bar, maximum static working pressure with safety factor of 4 to 1.

Interchangeability

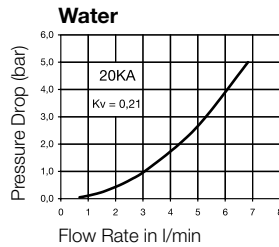
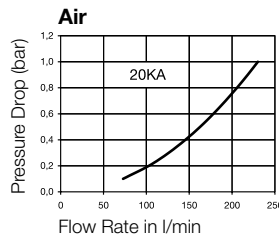
RECTUS 91
WALTHER 06-003

Working Temperature*

-20°C up to +100°C (NBR)
-40°C up to +120/150°C (EPDM)
-15°C up to +200°C (FKM)
depending on the medium.

*At a temperature below -20°C and above +100°C special seals are available on request.

Chart



You will find the following alternative versions in our current catalogue on page:

- ▶ Brass/Steel Double Shut-off P. 120
- ▶ Stainless Steel P. 170

Material

Coupling

Back Body
Valve Body
Sleeve
Valve
Spring and Locking Ring
Locking Balls
Seals

Standard

Brass
Brass
Brass
Brass
AISI 301
AISI 420
NBR

Nickel Plated

Brass, Nickel Plated
Brass, Nickel Plated
Brass, Nickel Plated
Brass
AISI 301
AISI 420
NBR

Plug

Plug

Brass

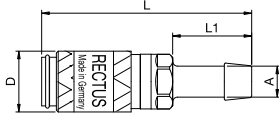
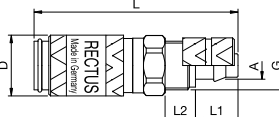
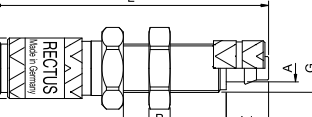
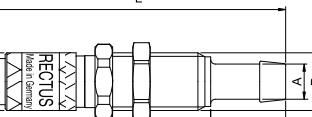
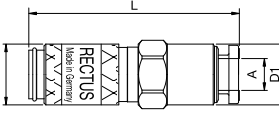
Brass, Nickel Plated

Couplings

RECTUS Series 20KA

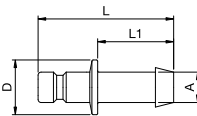
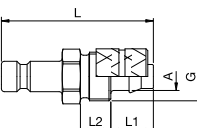
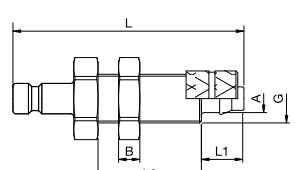
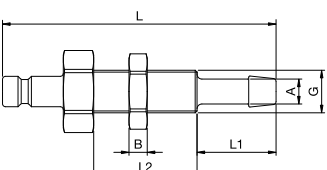
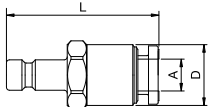
	Connection A	Hex SW	L mm	D mm	L1 mm	L2 mm	Hex1 SW1	B mm	G mm	Version	Part Number	DS
<p>Male Thread</p>	M 5	9	26	10	5					Standard	20KA AM05 MPX	■
										Nickel Plated	20KA AM05 MPN	■
	G 1/8	11	28	10	7					Standard	20KA AW10 MPX	■
										Nickel Plated	20KA AW10 MPN	■
<p>Female Thread</p>	M 5	9	26	10	5					Standard	20KA IM05 MPX	■
										Nickel Plated	20KA IM05 MPN	■
	G 1/8	12	28	10	7					Standard	20KA IW10 MPX	■
										Nickel Plated	20KA IW10 MPN	■

DS = Delivery Status: ■ in stock □ on short call □ medium term delivery

	Connection A	Hex SW	L mm	D mm	L1 mm	L2 mm	Hex1 SW1	B mm	G mm	Version	Part Number	DS
 <p>Hose Barb</p>	3 mm		35	10	13					Standard	20KA TF03 MPX	■
										Nickel Plated	20KA TF03 MPN	■
	4 mm		35	10	13					Standard	20KA TF04 MPX	■
										Nickel Plated	20KA TF04 MPN	■
	5 mm		34	10	13					Standard	20KA TF05 MPX	■
										Nickel Plated	20KA TF05 MPN	■
 <p>Plastic Hose Connection</p>	3 x 4 mm	9	34	10	7	5		M 7 x 0,5	Standard	20KA KO04 MPX	■	
										Nickel Plated	20KA KO04 MPN	■
	3 x 5 mm	9	34	10	7	5		M 7 x 0,5	Standard	20KA KO05 MPX	■	
										Nickel Plated	20KA KO05 MPN	■
	4 x 6 mm	9	34	10	7	5		M 8 x 0,5	Standard	20KA KO06 MPX	■	
										Nickel Plated	20KA KO06 MPN	■
 <p>Panel Mount, Plastic Hose Connection</p>	3 x 4 mm	12	45	10	7	17	11	3	M 7 x 0,5	Standard	20KA KS04 MPX	■
										Nickel Plated	20KA KS04 MPN	■
	3 x 5 mm	12	45	10	7	17	11	3	M 7 x 0,5	Standard	20KA KS05 MPX	■
										Nickel Plated	20KA KS05 MPN	■
	4 x 6 mm	12	45	10	7	12	11	3	M 8 x 0,5	Standard	20KA KS06 MPX	■
										Nickel Plated	20KA KS06 MPN	■
 <p>Panel Mount, Hose Barb</p>	3 mm	12	51	10	13	17	11	3	M 7 x 0,5	Standard	20KA TS03 MPX	■
										Nickel Plated	20KA TS03 MPN	■
	4 mm	12	51	10	13	17	11	3	M 7 x 0,5	Standard	20KA TS04 MPX	■
										Nickel Plated	20KA TS04 MPN	■
	6 mm	12	51	10	13	17	12	3	M 10 x 1	Standard	20KA TS06 MPX	■
										Nickel Plated	20KA TS06 MPN	■
 <p>Push-In</p>	4 mm	10	35	10						Standard	20KA RP04 MPN	■

Plugs

RECTUS Series 20KA

	Connection A	Hex SW	L mm	D mm	L1 mm	L2 mm	Hex1 SW1	B mm	G mm	Version	Part Number	DS							
 <p>Hose Barb</p>	3 mm		24	7	13					Standard	20SF TF03 MXX	■							
										Nickel Plated	20SF TF03 MXN	■							
	4 mm		24	7	13						Standard	20SF TF04 MXX	■						
											Nickel Plated	20SF TF04 MXN	■						
	5 mm		22	9	13						Standard	20SF TF05 MXX	■						
											Nickel Plated	20SF TF05 MXN	■						
 <p>Plastic Hose Connection</p>	3 x 4 mm	7	25	7	5				M 7 x 0,5	Standard	20SF KO04 MXX	■							
										Nickel Plated	20SF KO04 MXN	■							
	3 x 5 mm	7	25	7	5					M 7 x 0,5	Standard	20SF KO05 MXX	■						
											Nickel Plated	20SF KO05 MXN	■						
	4 x 6 mm		25	7	5					M 8 x 0,5	Standard	20SF KO06 MXX	■						
											Nickel Plated	20SF KO06 MXN	■						
 <p>Panel Mount, Plastic Hose Connection</p>	3 x 4 mm	11	38	7	17	11	3	M 7 x 0,5	Standard	20SF KS04 MXX	■□								
									Nickel Plated	20SF KS04 MXN	■□								
	3 x 5 mm	11	38	7	17	11	3	M 7 x 0,5	Standard	20SF KS05 MXX	■□								
									Nickel Plated	20SF KS05 MXN	■□								
	4 x 6 mm	12	38	7	17	12	3	M 8 x 0,5	Standard	20SF KS06 MXX	■								
									Nickel Plated	20SF KS06 MXN	■								
 <p>Panel Mount, Hose Barb</p>	3 mm	12	45	13	18	11	3,5	M 7 x 0,5	Standard	20SF TS03 MXX	■								
									Nickel Plated	20SF TS03 MXN	■								
	4 mm	12	45	13	17	11	3	M 7 x 0,5	Standard	20SF TS04 MXX	■								
									Nickel Plated	20SF TS04 MXN	■								
 <p>Push-In</p>	4 mm	10	35	10						Nickel Plated	20SF RP04 MPN	■							

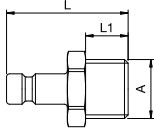
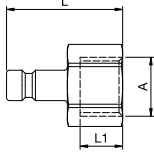
DS = Delivery Status: ■ in stock

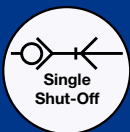
■□ on short call

□ medium term delivery

Plugs

RECTUS Series 20KA

	Connection A	Hex SW	L mm	D mm	L1 mm	L2 mm	Hex1 SW1	B mm	G mm	Version	Part Number	DS	
 <p>Male Thread</p>	M 5	7	18		5					Standard	20SF AM05 MXX	■	
										Nickel Plated	20SF AM05 MXN	■	
	G 1/8	11	20		7					Standard	20SF AW10 MXX	■	
										Nickel Plated	20SF AW10 MXN	■	
 <p>Female Thread</p>	M 5	7	17		5					Standard	20SF IM05 MXX	■	
										Nickel Plated	20SF IM05 MXN	■	
	G 1/8	12	19		7					Standard	20SF IW10 MXX	■	
										Nickel Plated	20SF IW10 MXN	■	



Nominal Diameter

2.7 = 6 mm²

RECTUS Series

91KA



actual size

**Technical Description**

The 91 series is a variation of the 20 series couplings. The valve has been shortened in respect that the plug seals before the coupling valve opens. In spite of the short valve the well-proven single hand operation is retained, as the ball-lock is replaced by a pin-lock. This extends the external diameter of the sleeve from 10 to 13 mm.

Advantages

Single handed operation. No loss through leakage during coupling.

Working Pressure

PB = 35 bar, maximum static working pressure with safety factor of 4 to 1.

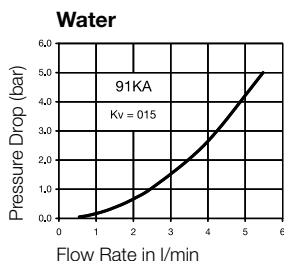
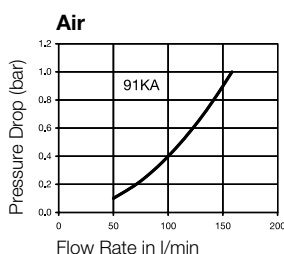
Interchangeability

RECTUS 20
WALTHER 06-003

Working Temperature*

-20°C up to +100°C (NBR)
-40°C up to +120/150°C (EPDM)
-15°C up to +200°C (FKM)
depending on the medium.

*At a temperature below -20°C and above +100°C special seals are available on request.

Chart**Material****Coupling**

Back Body
Valve Body
Sleeve
Valve
Spring and Locking Ring
Pins
Seals

Standard

Brass
Brass
Brass
Brass
AISI 303
AISI 420
NBR

Nickel Plated

Brass, Nickel Plated
Brass, Nickel Plated
Brass, Nickel Plated
Brass
AISI 301
AISI 420
NBR

Plug

Plug

Brass

Brass, Nickel Plated

Couplings**RECTUS Series 91KA**

	Connection A	Hex SW	L mm	D mm	L1 mm	L2 mm	Hex1 SW1	B mm	G mm	Version	Part Number	DS
<p>Male Thread</p>	M 5	9	26	13	5					Standard	91KA AM05 MPX	■ □
										Nickel Plated	91KA AM05 MPN	■ □
	G 1/8	11	28	13	7					Standard	91KA AW10 MPX	■ □
										Nickel Plated	91KA AW10 MPN	■ □
<p>Female Thread</p>	M 5	9	25	13	5					Standard	91KA IM05 MPX	■ □
										Nickel Plated	91KA IM05 MPN	■ □
	G 1/8	12	28	13	7					Standard	91KA IW10 MPX	■ □
										Nickel Plated	91KA IW10 MPN	■ □
<p>Hose Barb</p>	4 mm		35	13	13					Standard	91KA TF04 MPX	■ □
										Nickel Plated	91KA TF04 MPN	■ □

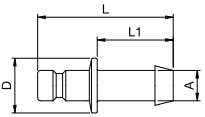
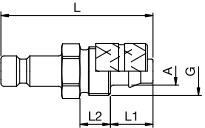
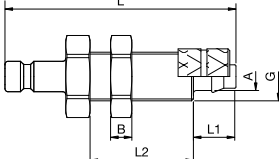
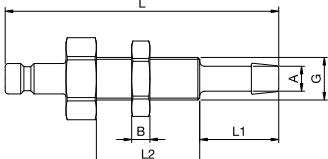
DS = Delivery Status: ■ in stock

□ on short call

□ medium term delivery

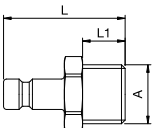
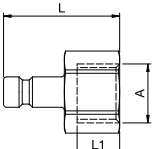
Plugs

RECTUS Series 91KA

	Connection A	Hex SW	L mm	D mm	L1 mm	L2 mm	Hex1 SW1	B mm	G mm	Version	Part Number	DS	
 <p>Hose Barb</p>	3 mm		24	7	13					Standard	20SF TF03 MXX	■	
										Nickel Plated	20SF TF03 MXN	■	
	4 mm		24	7	13					Standard	20SF TF04 MXX	■	
										Nickel Plated	20SF TF04 MXN	■	
	5 mm		22	9	13					Standard	20SF TF05 MXX	■	
										Nickel Plated	20SF TF05 MXN	■	
 <p>Plastic Hose Connection</p>	3 x 4 mm	7	25		7	5			M 7 x 0,5	Standard	20SF KO04 MXX	■	
										Nickel Plated	20SF KO04 MXN	■	
	3 x 5 mm	7	25		7	5			M 7 x 0,5	Standard	20SF KO05 MXX	■	
										Nickel Plated	20SF KO05 MXN	■	
	4 x 6 mm	8	25		7	5			M 8 x 0,5	Standard	20SF KO06 MXX	■	
										Nickel Plated	20SF KO06 MXN	■	
 <p>Panel Mount Plastic Hose Connection</p>	3 x 4 mm	11	38		7	17	11	3	M 7 x 0,5	Standard	20SF KS04 MXX	■□	
										Nickel Plated	20SF KS04 MXN	■□	
	3 x 5 mm	11	38		7	17	11	3	M 7 x 0,5	Standard	20SF KS05 MXX	■□	
										Nickel Plated	20SF KS05 MXN	■□	
	4 x 6 mm	12	38		7	17	12	3	M 8 x 0,5	Standard	20SF KS06 MXX	■□	
										Nickel Plated	20SF KS06 MXN	■□	
 <p>Panel Mount, Hose Barb</p>	3 mm	12	45		13	18	11	4	M 7 x 0,5	Standard	20SF TS03 MXX	■	
										Nickel Plated	20SF TS03 MXN	■	
	4 mm	12	45		13	17	11	3	M 7 x 0,5	Standard	20SF TS04 MXX	■	
										Nickel Plated	20SF TS04 MXN	■	

Plugs

RECTUS Series 20SF

	Connection A	Hex SW	L mm	D mm	L1 mm	L2 mm	Hex1 SW1	B mm	G mm	Version	Part Number	DS
 <p>Male Thread</p>	M 5	7	18		5					Standard	20SF AM05 MXX	■
										Nickel Plated	20SF AM05 MXN	■
	G 1/8	11	20		7					Standard	20SF AW10 MXX	■
										Nickel Plated	20SF AW10 MXN	■
 <p>Female Thread</p>	M 5	7	17		5				Standard	20SF IM05 MXX	■	
										Nickel Plated	20SF IM05 MXN	■
	G 1/8	12	19		7					Standard	20SF IW10 MXX	■
										Nickel Plated	20SF IW10 MXN	■

⚠ Please consider our security advices on the pages 12/13 ⚠



Nominal Diameter

5 = 20 mm²

RECTUS Series

17KA



actual size

**Technical Description**

English profile industrial coupling with UltraFlo technology, giving high flow performance. Specially suited to compressed air applications. Brass/steel design developed for industry. Compact dimensions and single handed operation make it suitable for numerous applications.

Advantages

Single handed operation. Small dimensions, light weight. High flow valve.

Working Pressure

PB = 35 bar, maximum static working pressure with safety factor 4 to 1.

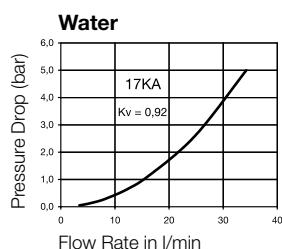
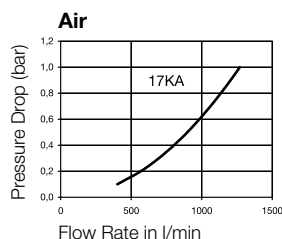
Interchangeability

SCHRADER NW 5

Working Temperature*

-20°C up to +100°C (NBR)
-40°C up to +120/150°C (EPDM)
-15°C up to +200°C (FKM)
depending on the medium.

*At a temperature below -20°C and above +100°C special seals are available on request.

Chart**Material****Coupling**

Back Body
Valve Body
Sleeve
Valve
Inner Sleeve
Spring Plate
Spring and Locking Ring
Locking Balls
Seals

Standard

Brass, Nickel Plated
Steel Hardened and Nickel Plated
Steel Hardened and Nickel Plated
Brass
Brass
Brass
AISI 303
AISI 420
NBR

Plug

Plug

Steel Hardened, Nickel Plated

Couplings**RECTUS Series 17KA**

	Connection A	Hex SW	L mm	D mm	L1 mm	L2 mm	Hex1 SW1	B mm	G mm	Version	Part Number	DS
<p>Male Thread</p>	R 1/4	19	63	23	12					Standard	17KA AK13 SPN	■
	R 3/8	19	62	23	12					Standard	17KA AK17 SPN	■
	R 1/2	22	63	23	17					Standard	17KA AK21 SPN	■
<p>Female Thread</p>	G 1/4	19	58	23	9					Standard	17KA IW13 SPN	■
	G 3/8	19	57	23	9					Standard	17KA IW17 SPN	■
	G 1/2	24	60	23	12					Standard	17KA IW21 SPN	■□

DS = Delivery Status: ■ in stock

■□ on short call

□ medium term delivery

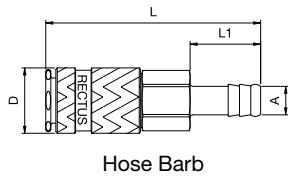
Couplings

RECTUS Series 17KA

Brass/Steel

Low Pressure

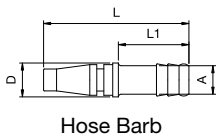
Connection A	Hex SW	L mm	D mm	L1 mm	L2 mm	Hex1 SW1	B mm	G mm	Version	Part Number	DS
6 mm	19	76	23	25					Standard	17KA TF06 SPN	■
8 mm	19	76	23	25					Standard	17KA TF08 SPN	■
10 mm	19	76	23	25					Standard	17KA TF10 SPN	■
13 mm	7	76	23	25					Standard	17KA TF13 SPN	■



Plugs

RECTUS Series 17KA

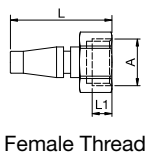
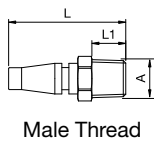
Connection A	Hex SW	L mm	D mm	L1 mm	L2 mm	Hex1 SW1	B mm	G mm	Version	Part Number	DS
6 mm		58	12	25					Standard	17SF TF06 SXN	■
8 mm		52	12	25					Standard	17SF TF08 SXN	■
10 mm		52	12	25					Standard	17SF TF10 SXN	■



Plugs

RECTUS Series 17KA

Connection A	Hex SW	L mm	D mm	L1 mm	L2 mm	Hex1 SW1	B mm	G mm	Version	Part Number	DS
R 1/8	11	37		9					Standard	17SF AK10 SXN	■
R 1/4	14	42		12					Standard	17SF AK13 SXN	■
G 1/8	14	33		7					Standard	17SF IW10 SXN	■
G 1/4	17	36		9					Standard	17SF IW13 SXN	■





Nominal Diameter

5 = 20 mm²

RECTUS Series

21KA

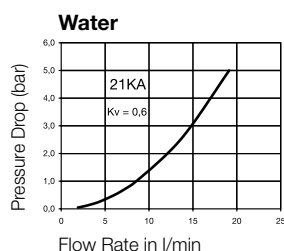
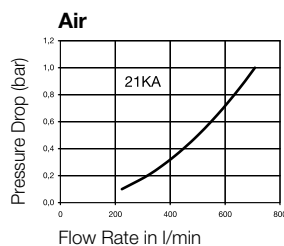
actual size

**Technical Description**

Mini industrial coupling, the world's most commonly used profile. Above average flow performance for liquid and gaseous media. Large band width in materials and valve variants.

Dust Caps (P. 323)

for coupling Part.-No. SK16S

**Chart****Advantages**

Single handed operation.
Small dimensions. All versions interchangeable.

Interchangeability

RECTUS 90
CAMOZZI
EWO
KANI

Working Pressure

PB = 35 bar, maximum static working pressure with safety factor of 4 to 1.

Working Temperature*

-20°C up to +100°C (NBR)
-40°C up to +120/150°C (EPDM)
-15°C up to + 200°C (FKM)
0°C up to +316°C (FFKM)
depending on the medium.

*At a temperature below -20°C and above + 100°C special seals are available on request.

Material**Coupling**

Back Body
Valve Body
Sleeve
Valve
Spring and Locking Ring
Locking Balls
Seals

Standard

Brass
Brass
Brass
Brass
AISI 301
AISI 420
NBR

Nickel Plated

Brass, Nickel Plated
Brass, Nickel Plated
Brass, Nickel Plated
Brass
AISI 301
AISI 420
NBR

Plug

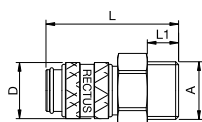
Plug

Brass

Brass, Nickel Plated

You will find the following alternative versions in our current catalogue on page:

- ▶ Brass/Steel Double Shut-off P. 123
- ▶ Stainless Steel P. 173
- ▶ Thermoplastics P. 232
- ▶ Safety P. 256
- ▶ Coded Systems S. 292

Couplings**RECTUS Series 21KA**

Male Thread

Connection A	Hex SW	L mm	D mm	L1 mm	L2 mm	Hex1 mm	B mm	G mm	Version	Part Number	DS
G 1/8	14	36	16	7					Standard	21KA AW10 MPX	■
									Nickel Plated	21KA AW10 MPN	■
G 1/4	17	38	16	9					Standard	21KA AW13 MPX	■
									Nickel Plated	21KA AW13 MPN	■
G 3/8	19	38	16	9					Standard	21KA AW17 MPX	■
									Nickel Plated	21KA AW17 MPN	■
M 12 x 1,5	17	39	16	10					Standard	21KA AD12 MPX	■
									Nickel Plated	21KA AD12 MPN	■□

DS = Delivery Status: ■ in stock

■□ on short call

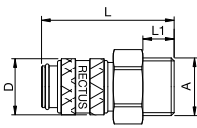
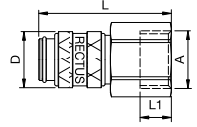
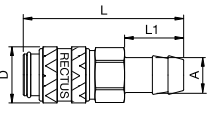
□ medium term delivery

Couplings

RECTUS Series 21KA

Brass/Steel

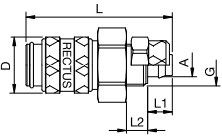
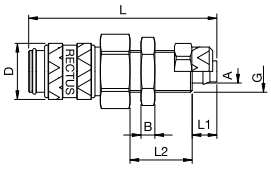
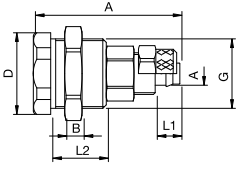
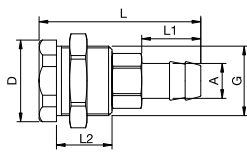
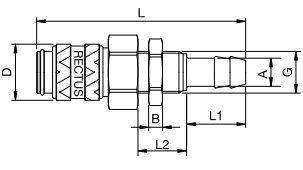
Low Pressure

	Connection A	Hex SW	L mm	D mm	L1 mm	L2 mm	Hex1 SW1	B mm	G mm	Version	Part Number	DS	
 <p>Male Thread</p>	M 14 x 1,5	17	39	16	10					Standard	21KA AD14 MPX		
										Nickel Plated	21KA AD14 MPN	■	
 <p>Female Thread</p>	G 1/8	14	36	16	9					Standard	21KA IW10 MPX	■	
										Nickel Plated	21KA IW10 MPN	■	
	G 1/4	17	38	16	9					Standard	21KA IW13 MPX	■	
										Nickel Plated	21KA IW13 MPN	■	
	G 3/8	19	38	16	9					Standard	21KA IW17 MPX	■	
										Nickel Plated	21KA IW17 MPN	■	
	M 12 x 1,5	17	38	16	6					Standard	21KA IM12 MPX	■	
										Nickel Plated	21KA IM12 MPN	■	
	M 14 x 1,5	17	38	16	6					Standard	21KA IM14 MPX	■	
										Nickel Plated	21KA IM14 MPN	■	
	 <p>Hose Barb</p>	4 mm	14	46	16	17					Standard	21KA TF04 MPX	■
											Nickel Plated	21KA TF04 MPN	■
6 mm		14	46	16	17					Standard	21KA TF06 MPX	■	
										Nickel Plated	21KA TF06 MPN	■	
8 mm		14	46	16	17					Standard	21KA TF08 MPX	■	
										Nickel Plated	21KA TF08 MPN	■	
9 mm		14	46	16	17					Standard	21KA TF09 MPX	■	
										Nickel Plated	21KA TF09 MPN	■	
10 mm		14	46	16	17					Standard	21KA TF10 MPX	■	
										Nickel Plated	21KA TF10 MPN	■	
6 mm Parker		14	50	16	20					Standard	21KA TP06 MPX	■	
										Nickel Plated	21KA TP06 MPN	■	

⚠ Please consider our security advices on the pages 12/13 ⚠

Couplings

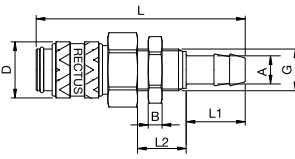
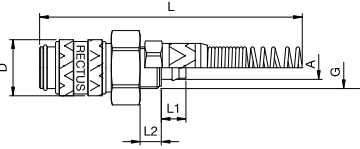
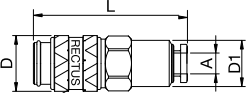
RECTUS Series 21KA

	Connection A	Hex SW	L mm	D mm	L1 mm	L2 mm	Hex1 SW1	B mm	G mm	Version	Part Number	DS	
 <p>Plastic Hose Connection</p>	4 x 6 mm	14	42	16	7	6			M 10 x 1	Standard	21KA KO06 MPX	■	
										Nickel Plated	21KA KO06 MPN	■	
	6 x 8 mm	14	42	16	7	6				M 12 x 1	Standard	21KA KO08 MPX	■
											Nickel Plated	21KA KO08 MPN	■
 <p>Panel Mount, Plastic Hose Connection</p>	4 x 6 mm	14	54	16	7	18	14	4	M 10 x 1	Standard	21KA KS06 MPX	■	
										Nickel Plated	21KA KS06 MPN	■	
	6 x 8 mm	17	54	16	7	18	17	4	M 12 x 1	Standard	21KA KS08 MPX	■	
										Nickel Plated	21KA KS08 MPN	■	
 <p>Front Panel Installation, Plastic Hose Panel Mount</p>	4 x 6 mm	22	42	24	7	16	24	5	M 20 x 1	Standard	21KA KE06 MPX	■□	
										Nickel Plated	21KA KE06 MPN	■□	
	6 x 8 mm	22	42	24	7	16	24	5	M 20 x 1	Standard	21KA KE08 MPX	■□	
										Nickel Plated	21KA KE08 MPN	■□	
 <p>Front Panel Installation, Hose Barb Panel Mount</p>	4 mm	22	46	24	17	16	24	5	M 20 x 1	Standard	21KA TE04 MPX	■□	
										Nickel Plated	21KA TE04 MPN	■□	
	6 mm	22	46	24	17	16	24	5	M 20 x 1	Standard	21KA TE06 MPX	■□	
										Nickel Plated	21KA TE06 MPN	■□	
	8 mm	22	46	24	17	16	24	5	M 20 x 1	Standard	21KA TE08 MPX	■□	
										Nickel Plated	21KA TE08 MPN	■□	
	9 mm	22	46	24	17	16	24	5	M 20 x 1	Standard	21KA TE09 MPX	■□	
										Nickel Plated	21KA TE09 MPN	■□	
10 mm	14	60	16	17	14	14	5	M 20 x 1	Standard	21KA TE10 MPX	■□		
									Nickel Plated	21KA TE10 MPN	■□		
 <p>Panel Mount, Hose Barb</p>	4 mm	12	60	16	17	14	12	4	M 10 x 1	Standard	21KA TS04 MPX	■	
										Nickel Plated	21KA TS04 MPN	■□	
	5 mm	17	60	16	17	14	17	4	M 12 x 1	Standard	21KA TS05 MPX	■	
										Nickel Plated	21KA TS05 MPN	■□	
	6 mm	17	60	16	17	14	17	4	M 12 x 1	Standard	21KA TS06 MPX	■	
										Nickel Plated	21KA TS06 MPN	■	
8 mm	17	60	16	17	14	17	4	M 12 x 1	Standard	21KA TS08 MPX	■		
									Nickel Plated	21KA TS08 MPN	■□		

DS = Delivery Status: ■ in stock ■□ on short call □ medium term delivery

Couplings

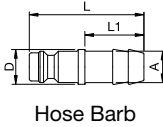
RECTUS Series 21KA

	Connection A	Hex SW	L mm	D mm	L1 mm	L2 mm	Hex1 SW1	B mm	G mm	Version	Part Number	DS
 <p>Panel Mount, Hose Barb</p>	9 mm	17	60	16	17	14	19	4	M 14 x 1	Standard	21KA TS09 MPX	■
										Nickel Plated	21KA TS09 MPN	■
	10 mm	17	60	16	17	14	19	4	M 14 x 1	Standard	21KA TS10 MPX	■
										Nickel Plated	21KA TS10 MPN	■
 <p>Plastic Hose Connection with Spring Guard</p>	4 x 6 mm	14	125	16	7	6			M 10 x 1	Standard	21KA KK06 MPX	■
										Nickel Plated	21KA KK06 MPN	■
	6 x 8 mm	14	130	16	7	6			M 10 x 1	Standard	21KA KK08 MPX	■
										Nickel Plated	21KA KK08 MPN	■
 <p>Push-In</p>	6 mm	14	43,5	13,2						Nickel Plated	21KA RP06 MPN	■
	8 mm	17	48	15,4						Nickel Plated	21KA RP08 MPN	■

Plugs

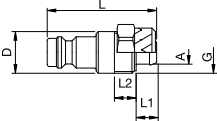
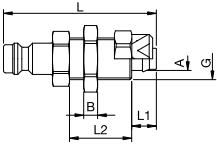
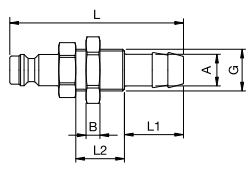
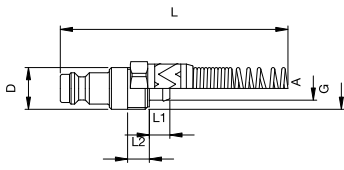
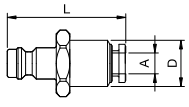
RECTUS Series 21KA

	Connection A	Hex SW	L mm	D mm	L1 mm	L2 mm	Hex1 SW1	B mm	G mm	Version	Part Number	DS
	4 mm		32	9	17					Standard	21SF TF04 MXX	■
										Nickel Plated	21SF TF04 MXN	■
	5 mm		32	9	17					Standard	21SF TF05 MXX	■
										Nickel Plated	21SF TF05 MXN	■
	6 mm		32	9	17					Standard	21SF TF06 MXX	■
										Nickel Plated	21SF TF06 MXN	■
	8 mm		32	9	17					Standard	21SF TF08 MXX	■
										Nickel Plated	21SF TF08 MXN	■
	9 mm		33	10	17					Standard	21SF TF09 MXX	■
										Nickel Plated	21SF TF09 MXN	■
	10 mm		33	12	17					Standard	21SF TF10 MXX	■
										Nickel Plated	21SF TF10 MXN	■
	6 mm Parker		36	16	20					Standard	21SF TP06 MXX	■
										Nickel Plated	21SF TP06 MXN	■



Plugs

RECTUS Series 21KA

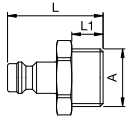
	Connection A	Hex SW	L mm	D mm	L1 mm	L2 mm	Hex1 SW1	B mm	G mm	Version	Part Number	DS	
 <p>Plastic Hose Connection</p>	4 x 6 mm		32	10	6	6			M 10 x 1	Standard	21SF KO06 MXX	■	
										Nickel Plated	21SF KO06 MXN	■	
	6 x 8 mm		32	12	6	6				M 12 x 1	Standard	21SF KO08 MXX	■
											Nickel Plated	21SF KO08 MXN	■
	8 x 10 mm		17	36		9	8			M 16 x 1	Standard	21SF KO10 MXX	■
											Nickel Plated	21SF KO10 MXN	□
8 x 12 mm		17	36		9	8			M 16 x 1	Standard	21SF KO12 MXXS	□	
										Nickel Plated	21SF KO12 MXNS	□	
 <p>Panel Mount, Plastic Hose Connection</p>	4 x 6 mm	14	43		7	18	12	3	M 10 x 1	Standard	21SF KS06 MXX	■	
										Nickel Plated	21SF KS06 MXN	■	
	6 x 8 mm	14	44		7	18	17	4		M 12 x 1	Standard	21SF KS08 MXX	■
											Nickel Plated	21SF KS08 MXN	■
 <p>Panel Mount, Hose Barb</p>	4 mm	14	50		17	14	14	4	M 10 x 1	Standard	21SF TS04 MXX	■	
										Nickel Plated	21SF TS04 MXN	■	
	5 mm	14	50		17	14	17	4		M 12 x 1	Standard	21SF TS05 MXX	■
											Nickel Plated	21SF TS05 MXN	□
	6 mm	14	50		17	14	17	4		M 12 x 1	Standard	21SF TS06 MXX	■
											Nickel Plated	21SF TS06 MXN	■
	8 mm	14	50		17	14	17	4		M 10 x 1	Standard	21SF TS08 MXX	■
											Nickel Plated	21SF TS08 MXN	□
	9 mm	14	50		17	14	17	4		M 10 x 1	Standard	21SF TS09 MXX	■
											Nickel Plated	21SF TS09 MXN	□
10 mm	17	50		17	14	19	4		M 14 x 1	Standard	21SF TS10 MXX	■	
										Nickel Plated	21SF TS10 MXN	□	
 <p>Plastic Hose Connection with Spring Guard</p>	4 x 6 mm		115		6	6			M 10 x 1	Standard	21SF KK06 MXX	■	
										Nickel Plated	21SF KK06 MXN	■	
	6 x 8 mm		120		6	6				M 12 x 1	Standard	21SF KK08 MXX	■
											Nickel Plated	21SF KK08 MXN	■
 <p>Push-In</p>	6 mm	17	30,5		13,2					Nickel Plated	21SF RP06 MPN	■	
	8 mm	17	37		15,4					Nickel Plated	21SF RP08 MPN	■	

DS = Delivery Status: ■ in stock

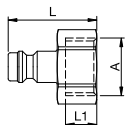
□ on short call

□ medium term delivery

Connection A	Hex SW	L mm	D mm	L1 mm	L2 mm	Hex1 SW1	B mm	G mm	Version	Part Number	DS
G 1/8	14	25		7					Standard	21SF AW10 MXX	■
									Nickel Plated	21SF AW10 MXN	■
G 1/4	17	28		9					Standard	21SF AW13 MXX	■
									Nickel Plated	21SF AW13 MXN	■
G 3/8	17	28		9					Standard	21SF AW17 MXX	■
									Nickel Plated	21SF AW17 MXN	■
M 10 x 1	14	26		8					Standard	21SF AD10 MXX	■
									Nickel Plated	21SF AD10 MXN	■□
M 12 x 1,5	17	28		10					Standard	21SF AD12 MXX	■
									Nickel Plated	21SF AD12 MXN	■
M 14 x 1,5	17	28		10					Standard	21SF AD14 MXX	■
									Nickel Plated	21SF AD14 MXN	■□
G 1/8	14	25		8					Standard	21SF IW10 MXX	■
									Nickel Plated	21SF IW10 MXN	■
G 1/4	17	25		9					Standard	21SF IW13 MXX	■
									Nickel Plated	21SF IW13 MXN	■
G 3/8	19	26		9					Standard	21SF IW17 MXX	■
									Nickel Plated	21SF IW17 MXN	■
M 10 x 1	14	26		9					Standard	21SF IM10 MXX	■
									Nickel Plated	21SF IM10 MXN	■□
M 12 x 1,5	17	27		10					Standard	21SF IM12 MXX	■□
									Nickel Plated	21SF IM12 MXN	■□
M 14 x 1,5	17	27		10					Standard	21SF IM14 MXX	■
									Nickel Plated	21SF IM14 MXN	■□



Male Thread



Female Thread



Nominal Diameter

5 = 20 mm²

RECTUS Series

90KA



actual size

**Technical Description**

Small, splash-protected industrial coupling, specially developed for liquid media as the plug profile acts as a seal before the coupling valve is opened. Series 90 is a variant of series 21. Pin locking. Enlarged external sleeve diameter of 20 mm.

Advantages

Single handed operation. No loss through leakage during coupling.

Working Pressure

PB = 35 bar, maximum static working pressure with safety factor of 4 to 1.

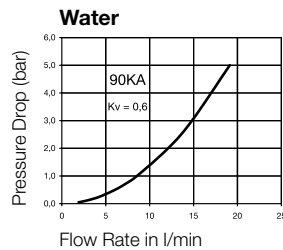
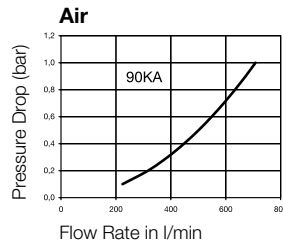
Interchangeability

RECTUS 21
CAMOZZI
EWO
KANI

Working Temperature*

-20°C up to +100°C (NBR)
-40°C up to +120/150°C (EPDM)
-15°C up to +200°C (FKM)
0°C up to +316° (FFKM)
depending on the medium

*At a temperature below -20°C and above +100°C special seals are available on request.

Chart**Material****Coupling**

	Standard	Nickel Plated
Back Body	Brass	Brass, Nickel Plated
Valve Body	Brass	Brass, Nickel Plated
Sleeve	Brass	Brass, Nickel Plated
Valve	Brass	Brass
Spring and Locking Ring	AISI 301	AISI 301
Locking Balls	AISI 420	AISI 420
Seals	NBR	NBR

Standard**Nickel Plated****Plug (21 Series)**

	Standard	Nickel Plated
Plug	Brass	Brass, Nickel Plated

Couplings**RECTUS Series 90KA**

	Connection A	Hex SW	L mm	D mm	L1 mm	L2 mm	Hex1 SW1	B mm	G mm	Version	Part Number	DS
<p>Male Thread</p>	G 1/8	14	36	20	7					Standard	90KA AW10 MPX	■ □
										Nickel Plated	90KA AW10 MPN	■ □
	G 1/4	17	38	20	9					Standard	90KA AW13 MPX	■ □
										Nickel Plated	90KA AW13 MPN	■ □
G 3/8	19	39	20	9					Standard	90KA AW17 MPX	■ □	
									Nickel Plated	90KA AW17 MPN	■ □	
<p>Female Thread</p>	G 1/4	17	38	20	9					Standard	90KA IW13 MPX	■ □
										Nickel Plated	90KA IW13 MPN	■ □
	G 3/8	19	38	20	9					Standard	90KA IW17 MPX	■ □
										Nickel Plated	90KA IW17 MPN	■ □

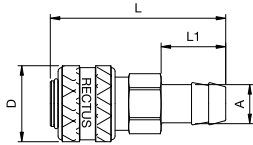
DS = Delivery Status: ■ in stock

□ on short call

□ medium term delivery

Couplings

RECTUS Series 90KA

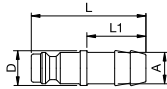


Hose Barb

Connection A	Hex SW	L mm	D mm	L1 mm	L2 mm	Hex1 SW1	B mm	G mm	Version	Part Number	DS
6 mm	14	46	20	17					Standard	90KA TF06 MPX	<input type="checkbox"/>
									Nickel Plated	90KA TF06 MPN	<input type="checkbox"/>
8 mm	14	46	20	17					Standard	90KA TF08 MPX	<input type="checkbox"/>
									Nickel Plated	90KA TF08 MPN	<input type="checkbox"/>
9 mm	14	46	20	17					Standard	90KA TF09 MPX	<input type="checkbox"/>
									Nickel Plated	90KA TF09 MPN	<input type="checkbox"/>
10 mm	14	46	20	17					Standard	90KA TF10 MPX	<input type="checkbox"/>
									Nickel Plated	90KA TF10 MPN	<input type="checkbox"/>

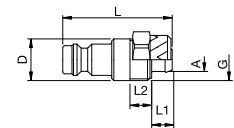
Plugs

RECTUS Series 21SF

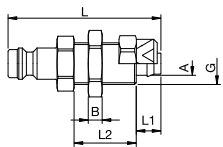


Hose Barb

Connection A	Hex SW	L mm	D mm	L1 mm	L2 mm	Hex1 SW1	B mm	G mm	Version	Part Number	DS
4 mm		32	9	17					Standard	21SF TF04 MXX	<input type="checkbox"/>
									Nickel Plated	21SF TF04 MXN	<input type="checkbox"/>
5 mm		32	9	17					Standard	21SF TF05 MXX	<input type="checkbox"/>
									Nickel Plated	21SF TF05 MXN	<input type="checkbox"/>
6 mm		32	9	17					Standard	21SF TF06 MXX	<input type="checkbox"/>
									Nickel Plated	21SF TF06 MXN	<input type="checkbox"/>
8 mm		32	9	17					Standard	21SF TF08 MXX	<input type="checkbox"/>
									Nickel Plated	21SF TF08 MXN	<input type="checkbox"/>
9 mm		32	9	17					Standard	21SF TF09 MXX	<input type="checkbox"/>
									Nickel Plated	21SF TF09 MXN	<input type="checkbox"/>
10 mm		32	9	17					Standard	21SF TF10 MXX	<input type="checkbox"/>
									Nickel Plated	21SF TF10 MXN	<input type="checkbox"/>
4 x 6 mm		32	10	6	6			M 10 x 1	Standard	21SF KO06 MXX	<input type="checkbox"/>
									Nickel Plated	21SF KO06 MXN	<input type="checkbox"/>
6 x 8 mm		32	12	6	6			M 12 x 1	Standard	21SF KO08 MXX	<input type="checkbox"/>
									Nickel Plated	21SF KO08 MXN	<input type="checkbox"/>
8 x 10 mm		17	36	9	8			M 16 x 1	Standard	21SF KO10 MXX	<input type="checkbox"/>
									Nickel Plated	21SF KO10 MXN	<input type="checkbox"/>
8 x 12 mm		17	36	9	8			M 16 x 1	Standard	21SF KO12 MXXS	<input type="checkbox"/>
									Nickel Plated	21SF KO12 MXNS	<input type="checkbox"/>
4 x 6 mm	14	43		7	18	12	3	M 10 x 1	Standard	21SF KS06 MXX	<input type="checkbox"/>
									Nickel Plated	21SF KS06 MXN	<input type="checkbox"/>
4 x 6 mm	14	44		7	18	17	4	M 12 x 1	Standard	21SF KS08 MXX	<input type="checkbox"/>
									Nickel Plated	21SF KS08 MXN	<input type="checkbox"/>



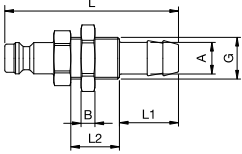
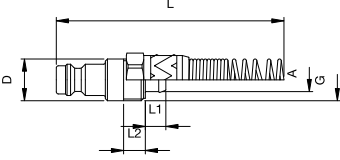
Plastic Hose Connection



Panel Mount, Plastic Hose Connection

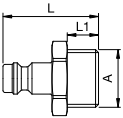
Plugs

RECTUS Series 21SF

	Connection A	Hex SW	L mm	D mm	L1 mm	L2 mm	Hex1 SW	B mm	G mm	Version	Part Number	DS
 <p>Panel Mount Hose Barb</p>	4 mm	14	50		17	14	14	4	M 10 x 1	Standard	21SF TS04 MXX	■
										Nickel Plated	21SF TS04 MXN	■
	5 mm	14	50		17	14	17	4	M 12 x 1	Standard	21SF TS05 MXX	■
										Nickel Plated	21SF TS05 MXN	■
	6 mm	14	50		17	14	17	4	M 12 x 1	Standard	21SF TS06 MXX	■
										Nickel Plated	21SF TS06 MXN	■
	8 mm	14	50		17	14	17	4	M 10 x 1	Standard	21SF TS08 MXX	■
										Nickel Plated	21SF TS08 MXN	■
	9 mm	14	50		17	14	17	4	M 10 x 1	Standard	21SF TS09 MXX	■
										Nickel Plated	21SF TS09 MXN	■
	10 mm	17	50		17	14	19	4	M 14 x 1	Standard	21SF TS10 MXX	■
										Nickel Plated	21SF TS10 MXN	■
 <p>Plastic Hose Connection with Spring Guard</p>	4 x 6 mm		115		6	6		M 10 x 1	Standard	21SF KK06 MXX	■	
									Nickel Plated	21SF KK06 MXN	■	
	6 x 8 mm		120		6	6			M 12 x 1	Standard	21SF KK08 MXX	■
										Nickel Plated	21SF KK08 MXN	■

Plugs

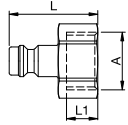
RECTUS Series 21SF

	Connection A	Hex SW	L mm	D mm	L1 mm	L2 mm	Hex1 SW	B mm	G mm	Version	Part Number	DS	
 <p>Male Thread</p>	G 1/8	14	25		7					Standard	21SF AW10 MXX	■	
										Nickel Plated	21SF AW10 MXN	■	
	G 1/4	17	28		9						Standard	21SF AW13 MXX	■
											Nickel Plated	21SF AW13 MXN	■
	G 3/8	19	28		9						Standard	21SF AW17 MXX	■
											Nickel Plated	21SF AW17 MXN	■
	ISO 8434-1	M 10 x 1	14	26		8					Standard	21SF AD10 MXX	■
											Nickel Plated	21SF AD10 MXN	■
	ISO 8434-1	M 12 x 1,5	17	28		10					Standard	21SF AD12 MXX	■
											Nickel Plated	21SF AD12 MXN	■
	ISO 8434-1	M 14 x 1,5	19	28		10					Standard	21SF AD14 MXX	■
											Nickel Plated	21SF AD14 MXN	■

DS = Delivery Status: ■ in stock

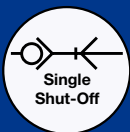
■ on short call

■ medium term delivery



Female Thread

Connection A	Hex SW	L mm	D mm	L1 mm	L2 mm	Hex1 SW1	B mm	G mm	Version	Part Number	DS
G 1/8	17	28		9					Standard	21SF IW10 MXX	■
									Nickel Plated	21SF IW10 MXN	■
G 1/4	17	25		9					Standard	21SF IW13 MXX	■
									Nickel Plated	21SF IW13 MXN	■
G 3/8	17	25		9					Standard	21SF IW17 MXX	■
									Nickel Plated	21SF IW17MXN	■
M 10 x 1	14	26		9					Standard	21SF IM10 MXX	□
									Nickel Plated	21SF IM10 MXN	□
M 12 x 1,5	17	28		10					Standard	21SF IM12 MXX	□
									Nickel Plated	21SF IM12 MXN	□
M 14 x 1,5	19	28		10					Standard	21SF IM14 MXX	■
									Nickel Plated	21SF IM14 MXN	□



Nominal Diameter

5.5 = 25 mm²

RECTUS Series

14KA



actual size



Technical Description

Robust brass coupling. Numerous connection options. Preferred application: compressed air technology and water connections.

Advantages

Single handed operation. Plug design optimised through greater insert depth.

Working Pressure

PB = 35 bar, maximum static working pressure with safety factor of 4 to 1.

Interchangeability

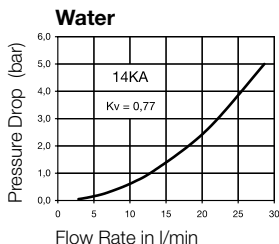
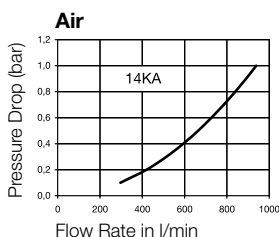
RECTUS 22
ARO 210
PARKER 50
CEJN 300
ORION 44510
JWL 552 + JWL 532
various Swiss Products

Working Temperature*

-20°C up to +100°C (NBR)
-40°C up to +120/150°C (EPDM)
-15°C up to +200°C (FKM)
depending on the medium.

*At a temperature below -20°C and above +100°C special seals are available on request.

Chart



You will find the following alternative versions in our current catalogue on page:

► Safety Self-Venting P. 270

Material

Coupling

Back Body
Valve Body
Sleeve
Valve
Spring and Locking Ring
Pins
Seals

Standard

Brass
Brass
Brass
Brass
AISI 301
AISI 420
NBR

Nickel Plated

Brass, Nickel Plated
Brass, Nickel Plated
Brass, Nickel Plated
Brass
AISI 301
AISI 420
NBR

Plug

Plug

Steel Hardened, Nickel Plated or
Brass and Brass, Nickel Plated

Couplings

RECTUS Series 14KA

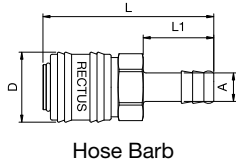
	Connection A	Hex SW	L mm	D mm	L1 mm	L2 mm	Hex1 SW1	B mm	G mm	Version	Part Number	DS
<p>Male Thread</p>	G 1/4	22	43	25	9					Standard	14KA AW13 MPX	■
										Nickel Plated	14KA AW13 MPN	■
	G 3/8	22	43	25	9					Standard	14KA AW17 MPX	■
										Nickel Plated	14KA AW17 MPN	■□
G 1/2	22	46	25	12					Standard	14KA AW21 MPX	■	
									Nickel Plated	14KA AW21 MPN	■□	
<p>Female Thread</p>	G 1/4	22	43	25	9					Standard	14KA IW13 MPX	■
										Nickel Plated	14KA IW13 MPN	■
	G 3/8	22	43	25	9					Standard	14KA IW17 MPX	■
										Nickel Plated	14KA IW17 MPN	■□
	G 1/2	24	46	25	12					Standard	14KA IW21 MPX	■
										Nickel Plated	14KA IW21 MPN	■□

DS = Delivery Status: ■ in stock ■□ on short call □ medium term delivery

Couplings

RECTUS Series 14KA

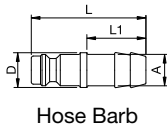
Connection A	Hex SW	L mm	D mm	L1 mm	L2 mm	Hex1 SW1	B mm	G mm	Version	Part Number	DS
6 mm		60	25	25					Standard	14KA TF06 MPX	■
									Nickel Plated	14KA TF06 MPN	■□
8 mm		60	25	25					Standard	14KA TF08 MPX	■
									Nickel Plated	14KA TF08 MPN	■□
9 mm		60	25	25					Standard	14KA TF09 MPX	■
									Nickel Plated	14KA TF09 MPN	■□
10 mm		60	25	25					Standard	14KA TF10 MPX	■
									Nickel Plated	14KA TF10 MPN	■□
13 mm		60	25	25					Standard	14KA TF13 MPX	■□
									Nickel Plated	14KA TF13 MPN	■□



Plugs

RECTUS Series 22SF

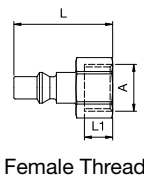
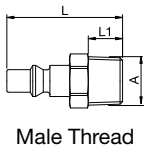
Connection A	Hex SW	L mm	D mm	L1 mm	L2 mm	Hex1 SW1	B mm	G mm	Version	Part Number	DS
6 mm		49	12	25					Standard	22SF TF06 SXN	■
									Brass	22SF TF06 MXX	■
									Nickel Plated	22SF TF06 MXN	■□
8 mm		49	12	25					Standard	22SF TF08 SXN	■
									Brass	22SF TF08 MXX	■
									Nickel Plated	22SF TF08 MXN	■□
10 mm		49	12	25					Standard	22SF TF10 SXN	■
									Brass	22SF TF10 MXX	■
									Nickel Plated	22SF TF10 MXN	■□
13 mm		49	15	25					Standard	22SF TF13 SXN	■
									Brass	22SF TF13 MXX	■
									Nickel Plated	22SF TF13 MXN	■□



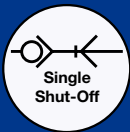
Plugs

RECTUS Series 22SF

Connection A	Hex SW	L mm	D mm	L1 mm	L2 mm	Hex1 SW1	B mm	G mm	Version	Part Number	DS
R 1/4	14	41		12					Standard	22SF AK13 SXN	■
									Brass	22SF AK13 MXX	■
									Nickel Plated	22SF AK13 MXN	■
R 3/8	17	41		12					Standard	22SF AK17 SXN	■
									Brass	22SF AK17 MXX	■
									Nickel Plated	22SF AK17 MXN	■
R 1/2	22	46		17					Standard	22SF AK21 SXN	■
									Brass	22SF AK21 MXX	■
									Nickel Plated	22SF AK21 MXN	■
G 1/4	17	35		9					Standard	22SF IW13 SXN	■
									Brass	22SF IW13 MXX	■
									Nickel Plated	22SF IW13 MXN	■
G 3/8	19	35		10					Standard	22SF IW17 SXN	■
									Brass	22SF IW17 MXX	■
									Nickel Plated	22SF IW17 MXN	■□



⚠ Please consider our security advices on the pages 12/13 ⚠



Nominal Diameter

5.5 = 25 mm²

RECTUS Series

18KA



actual size



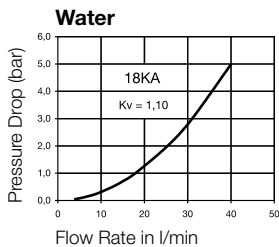
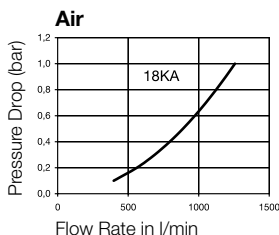
Technical Description

ISO 6150 C industrial coupling with UltraFlo technology. Robust design. The steel sleeve counters oscillating forces. System has limited use for liquids (steel sleeve/zinc die cast valve).

Dust Caps (P. 323) for coupling Part.-No. SK23S



Chart



Advantages

Single handed operation. Innovative valve technology. Plug design optimised through greater insert depth. High flow valve.

Interchangeability

CEJN 291
OETIKER
ISO 6150 C

Working Pressure

PB = 35 bar, maximum static working pressure with safety factor of 4 to 1.

Working Temperature*

-20°C up to +100°C (NBR)
-40°C up to +120/150°C (EPDM)
-15°C up to +200°C (FKM)
depending on the medium.

*At a temperature below -20°C and above +100°C special seals are available on request.

Material

Coupling
Back Body
Valve Body
Sleeve
Valve
Inner Sleeve
Spring Plate
Spring and Locking Ring
Locking Balls
Seals

Standard

Brass, Nickel Plated
Brass, Nickel Plated
Steel Hardened, Nickel Plated
Zinc Diecasting, Nickel Plated
Brass
Brass
AISI 301
AISI 420
NBR

Plug

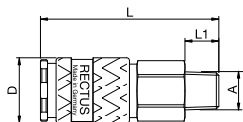
Plug Steel Hardened, Nickel Plated

You will find the following alternative versions in our current catalogue on page:

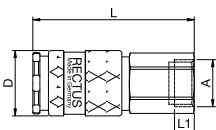
► Safety Self-Venting P. 272

Couplings

RECTUS Series 18KA



Male Thread



Female Thread

Connection A	Hex SW	L mm	D mm	L1 mm	L2 mm	Hex1 SW1	B mm	G mm	Version	Part Number	DS
R 1/4	19	63	23	12					Standard	18KA AK13 MPN	■
R 3/8	19	62	23	12					Standard	18KA AK17 MPN	■ □
R 1/2	22	63	23	17					Standard	18KA AK21 MPN	■
G 1/4	19	58	23	9					Standard	18KA IW13 MPN	■
G 3/8	19	57	23	9					Standard	18KA IW17 MPN	■
G 1/2	24	60	23	12					Standard	18KA IW21 MPN	■ □

DS = Delivery Status: ■ in stock

■ □ on short call

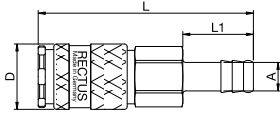
□ medium term delivery

Couplings

RECTUS Series 18KA

Brass/Steel

Low Pressure

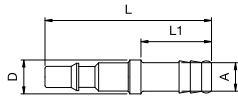


Hose Barb

Connection A	Hex SW	L mm	D mm	L1 mm	L2 mm	Hex1 SW1	B mm	G mm	Version	Part Number	DS
6 mm	19	76	23	25					Standard	18KA TF06 MPN	■
8 mm	19	76	23	25					Standard	18KA TF08 MPN	■
10 mm	19	76	23	25					Standard	18KA TF10 MPN	■
13 mm	19	76	23	25					Standard	18KA TF13 MPN	■

Plugs

RECTUS Series 18KA

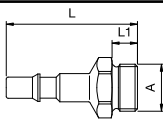


Hose Barb

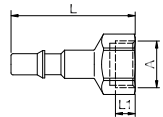
Connection A	Hex SW	L mm	D mm	L1 mm	L2 mm	Hex1 SW1	B mm	G mm	Version	Part Number	DS
6 mm		59	12	25					Standard	18SF TF06 SXN	■
8 mm		59	12	25					Standard	18SF TF08 SXN	■
10 mm		59	12	25					Standard	18SF TF10 SXN	■

Plugs

RECTUS Series 18KA

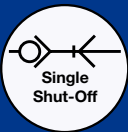


Male Thread



Female Thread

Connection A	Hex SW	L mm	D mm	L1 mm	L2 mm	Hex1 SW1	B mm	G mm	Version	Part Number	DS
G 1/4	17	41		9					Standard	18SF AW13 SXN	■
G 3/8	19	41		9					Standard	18SF AW17 SXN	■
G 1/4	17	43		9					Standard	18SF IW13 SXN	■
G 3/8	19	44		9					Standard	18SF IW17 SXN	■



Nominal Diameter

5.5 = 25 mm²

RECTUS Series

19KA



actual size



Technical Description

English industrial profile with UltraFlo technology. Compact dimensions. Robust coupling for compressed air applications. The steel sleeve counters oscillating forces.

Advantages

Single handed operation. Plug design optimised through greater insert depth. High flow valve.

Working Pressure

PB = 35 bar, maximum static working pressure with safety factor of 4 to 1.

Interchangeability

PCL 60 (UK)

Working Temperature*

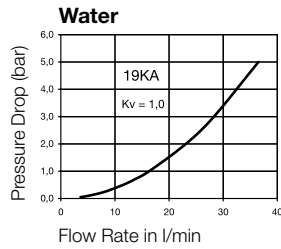
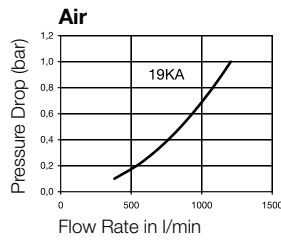
-20°C up to +100°C (NBR)
 -40°C up to +120/150°C (EPDM)
 -15°C up to +200°C (FKM)
 0°C up to +316°C (FFKM)
 depending on the medium.

Dust Caps (P. 323)

for coupling Part.-No. SK23S



Chart



Material

- Coupling
- Back Body
- Valve Body
- Sleeve
- Valve
- Inner Sleeve
- Spring Plate
- Spring and Locking Ring
- Locking Balls
- Seals

Standard

- Brass, Nickel Plated
- Brass, Nickel Plated
- Steel Hardened, Nickel Plated Zinc
- Zinc Diecasting, Nickel Plated
- Brass
- Brass
- AISI 301
- AISI 420
- NBR

Plug

- Plug
- Steel Hardened, Nickel Plated

Couplings

RECTUS Series 19KA

	Connection A	Hex SW	L mm	D mm	L1 mm	L2 mm	Hex1 SW1	B mm	G mm	Version	Part Number	DS
<p>Male Thread</p>	R 1/4	19	63	23	12					Standard	19KA AK13 MPN	■
	R 3/8	19	62	23	12					Standard	19KA AK17 MPN	■
	R 1/2	22	68	23	17					Standard	19KA AK21 MPN	■
<p>Female Thread</p>	G 1/4	19	58	23	9					Standard	19KA IW13 MPN	■
	G 3/8	19	58	23	9					Standard	19KA IW17 MPN	■
	G 1/2	24	60	23	12					Standard	19KA IW21 MPN	■

DS = Delivery Status: ■ in stock

□ on short call

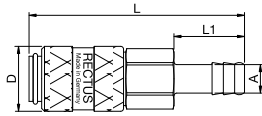
□ medium term delivery

Couplings

RECTUS Series 19KA

Brass/Steel

Low Pressure

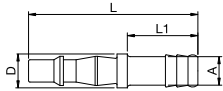


Hose Barb

Connection A	Hex SW	L mm	D mm	L1 mm	L2 mm	Hex1 SW1	B mm	G mm	Version	Part Number	DS
6 mm	19	76	23	25					Standard	19KA TF06 MPN	■
8 mm	19	76	23	25					Standard	19KA TF08 MPN	■
10 mm	19	76	23	25					Standard	19KA TF10 MPN	■
13 mm	19	76	23	25					Standard	19KA TF13 MPN	■

Plugs

RECTUS Series 19KA

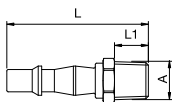


Hose Barb

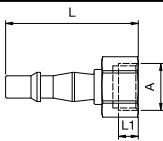
Connection A	Hex SW	L mm	D mm	L1 mm	L2 mm	Hex1 SW1	B mm	G mm	Version	Part Number	DS
6 mm		60	12	25					Standard	19SF TF06 SXN	■
8 mm		60	12	25					Standard	19SF TF08 SXN	■
10 mm		60	12	25					Standard	19SF TF10 SXN	■

Plugs

RECTUS Series 19KA



Male Thread



Female Thread

Connection A	Hex SW	L mm	D mm	L1 mm	L2 mm	Hex1 SW1	B mm	G mm	Version	Part Number	DS
R 1/4	14	50		12					Standard	19SF AK13 SXN	■
R 3/8	17	50		12					Standard	19SF AK17 SXN	■
G 1/4	17	46		9					Standard	19SF IW13 SXN	■
G 3/8	19	47		9					Standard	19SF IW17 SXN	■



Nominal Diameter

5.5 = 25 mm²

RECTUS Series

22KA



actual size

**Technical Description**

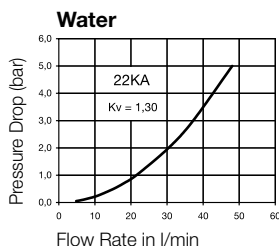
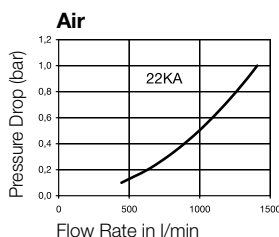
Industrial coupling with high flow performance from UltraFlo technology. Specially suited to use with gaseous media in industry. The steel sleeve counters oscillating forces. Special variant with brass valve for use with liquids.

Dust Caps (P. 323)

for coupling



Part.-No. SK23S

Chart**Advantages**

Single handed operation. Plug design optimised through greater insert depth. High flow valve.

Interchangeability

RECTUS 14
ARO 210
PARKER 50
CEJN 300
ORION 44510
JWL 522 + JWL 532
various Swiss products

Material**Coupling**

Back Body
Valve Body
Sleeve
Valve
Inner Sleeve
Spring Plate
Spring and Locking Ring
Locking Balls
Seals

Plug

Plug

Working Pressure

PB = 35 bar, maximum static working pressure with safety factor of 4 to 1.

Working Temperature*

-20°C up to +100°C (NBR)
-40°C up to +120/150°C (EPDM)
-15°C up to +200°C (FKM)
0°C up to +316°C (FFKM)
depending on the medium.

*At a temperature below -20°C and above +100°C special seals are available on request.

Standard

Brass, Nickel Plated
Brass, Nickel Plated
Steel Hardened, Nickel Plated
Zinc Diecasting, Nickel Plated
Brass
Brass
AISI 301
AISI 420
NBR

Steel Hardened, Nickel Plated or
Brass and Brass, Nickel Plated

Couplings**RECTUS Series 22KA**

	Connection A	Hex SW	L mm	D mm	L1 mm	L2 mm	Hex1 SW1	B mm	G mm	Version	Part Number	DS
<p>Male Thread</p>	R 1/4	19	61	23	12					Standard	22KA AK13 MPN	■□
	R 3/8	19	60	23	12					Standard	22KA AK17 MPN	■
	R 1/2	22	61	23	17					Standard	22KA AK21 MPN	■
<p>Female Thread</p>	G 1/4	19	56	23	9					Standard	22KA IW13 MPN	■
	G 3/8	19	55	23	9					Standard	22KA IW17 MPN	■□
	G 1/2	24	58	23	9					Standard	22KA IW21 MPN	■
<p>Hose Barb</p>	6 mm	19	74	23	25					Standard	22KA TF06 MPN	■
	8 mm	19	74	23	25					Standard	22KA TF08 MPN	■
	9 mm	19	74	23	25					Standard	22KA TF09 MPN	■□
	10 mm	19	74	23	25					Standard	22KA TF10 MPN	■
	13 mm	19	74	23	25					Standard	22KA TF13 MPN	■□

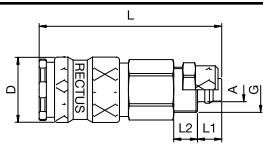
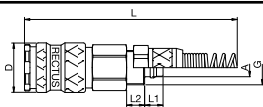
DS = Delivery Status: ■ in stock

■□ on short call

□ medium term delivery

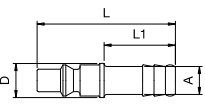
Couplings

RECTUS Series 22KA

	Connection A	Hex SW	L mm	D mm	L1 mm	L2 mm	Hex1 SW1	B mm	G mm	Version	Part Number	DS
 <p>Plastic Hose Connection</p>	6 x 8 mm	19	61	23	7	6			M 12 x 1	Standard	22KA KO08 MPN	■
	8 x 10 mm	19	65	23	9	8			M 16 x 1	Standard	22KA KO10 MPN	■
 <p>Plastic Hose Connection w. Spring Guard</p>	6 x 8 mm	19	126	23	7	6			M 12 x 1	Standard	22KA KK08 MPN	■

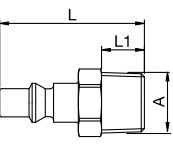
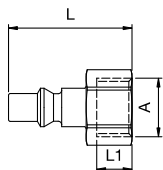
Plugs

RECTUS Series 22KA

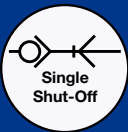
	Connection A	Hex SW	L mm	D mm	L1 mm	L2 mm	Hex1 SW1	B mm	G mm	Version	Part Number	DS	
 <p>Hose Barb</p>	6 mm		49	12	25					Standard	22SF TF06 SXN	■	
										Brass	22SF TF06 MXX	■	
										Brass, Nickel P.	22SF TF06 MXN	■	
	8 mm		49	12	25						Standard	22SF TF08 SXN	■
											Brass	22SF TF08 MXX	■
											Brass, Nickel P.	22SF TF08 MXN	■
	10 mm		49	12	25						Standard	22SF TF10 SXN	■
											Brass	22SF TF10 MXX	■
											Brass, Nickel P.	22SF TF10 MXN	■
13 mm		49	15	25						Standard	22SF TF13 SXN	■	
										Brass	22SF TF13 MXX	■	
										Brass, Nickel P.	22SF TF13 MXN	■	

Plugs

RECTUS Series 22KA

	Connection A	Hex SW	L mm	D mm	L1 mm	L2 mm	Hex1 SW1	B mm	G mm	Version	Part Number	DS
 <p>Male Thread</p>	R 1/4	14	41		12					Standard	22SF AK13 SXN	■
	G 1/4									Brass	22SF AK13 MXX	■
	R 3/8	17	41		12					Standard	22SF AK17 SXN	■
	G 3/8									Brass	22SF AK17 MXX	■
										Brass, Nickel P.	22SF AK17 MXN	■
	R 1/2	22	46		17					Standard	22SF AK21 SXN	■
 <p>Female Thread</p>	G 1/4	17	35		9					Standard	22SF IW13 SXN	■
										Brass	22SF IW13 MXX	■
										Brass, Nickel P.	22SF IW13 MXN	■
	G 3/8	19	35		10					Standard	22SF IW17 SXN	■
										Brass	22SF IW17 MXX	■
										Brass, Nickel P.	22SF IW17 MXN	■
	G 1/2	24	35		12					Standard	22SF IW21 SXN	■

⚠ Please consider our security advices on the pages 12/13 ⚠



Nominal Diameter

5.5 = 25 mm²

RECTUS Series

23KA



actual size



Technical Description

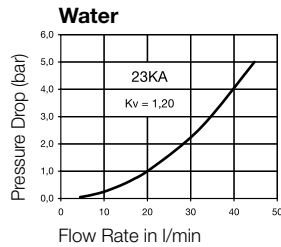
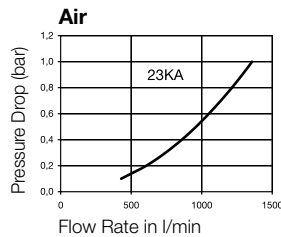
1/4" industrial coupling with UltraFlo technology in accordance with ISO 6150 B and US Mil. Spec. 4109. Especially suitable for use with gaseous media in industry. Steel sleeve counters oscillating forces. Special variants with brass valve for use with liquids.

Dust Caps (P. 323)

for coupling Part.-No. SK23S



Chart



Advantages

High flow performance with low pressure drop and a multitude of connection options.

Interchangeability

INDUSTR. INTERCHANGE 1/4"
US-MIL-SPEC-C-4109
ISO 6150 B
RECTUS 24, RECTUS 1400/1423
TEMA 1400
CEJN 310, HANSEN 3000,
FASTER, GROMELLE 600
PARKER 20 1/4" + 30 1/4"
JWL 521 + JWL 531

Material

Coupling

Back Body
Valve Body
Sleeve
Valve
Inner Sleeve
Spring Plate
Spring and Locking Ring
Locking Balls
Seals

Plug

Plug

Working Pressure

PB = 35 bar, maximum static working pressure with safety factor of 4 to 1.

Working Temperature*

-20°C up to +100°C (NBR)
-40°C up to +120/150°C (EPDM)
-15°C up to +200°C (FKM)
depending on the medium.

*At a temperature below -20°C and above +100°C special seals are available on request.

Standard

Brass, Nickel Plated
Brass, Nickel Plated
Steel Hardened, Nickel Plated
Zinc Diecasting, Nickel Plated
Brass
Brass
AISI 301
AISI 420
NBR

Steel Hardened, Nickel Plated or Brass

You will find the following alternative versions in our current catalogue on page:

► Safety Self-Venting

P. 274

Couplings

RECTUS Series 23KA

	Connection A	Hex SW	L mm	D mm	L1 mm	L2 mm	Hex1 SW1	B mm	G mm	Version	Part Number	DS
<p>Male Thread</p>	R 1/4	19	61	23	12					Standard	23KA AK13 MPN	■
	R 3/8	19	60	23	12					Standard	23KA AK17 MPN	■
	R 1/2	22	61	23	17					Standard	23KA AK21 MPN	■
<p>Female Thread</p>	G 1/4	19	56	23	9					Standard	23KA IW13 MPN	■
	G 3/8	19	55	23	9					Standard	23KA IW17 MPN	■
	G 1/2	24	58	23	9					Standard	23KA IW21 MPN	■
<p>Hose Barb</p>	6 mm	19	74	23	25					Standard	23KA TF06 MPN	■
	8 mm	19	74	23	25					Standard	23KA TF08 MPN	■
	9 mm	19	74	23	25					Standard	23KA TF09 MPN	■□
	10 mm	19	74	23	25					Standard	23KA TF10 MPN	■
	13 mm	19	74	23	25					Standard	23KA TF13 MPN	■

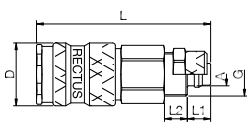
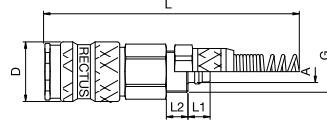
DS = Delivery Status: ■ in stock

■□ on short call

□ medium term delivery

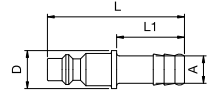
Couplings

RECTUS Series 23KA

	Connection A	Hex SW	L mm	D mm	L1 mm	L2 mm	Hex1 SW1	B mm	G mm	Version	Part Number	DS
 <p>Plastic Hose Connection</p>	8 x 10 mm	19	64	23	9	8			M 16 x 1	Standard	23KA KO10 MPN	■
 <p>Plastic Hose Connection with Spring Guard</p>	9 x 12 mm	19	163	23	9	8			M 16 x 1	Standard	23KA KK12 MPN	■

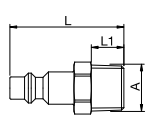
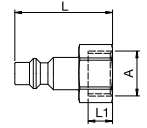
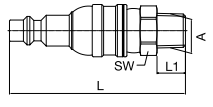
Plugs

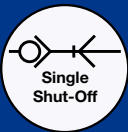
RECTUS Series 23KA

	Connection A	Hex SW	L mm	D mm	L1 mm	L2 mm	Hex1 SW1	B mm	G mm	Version	Part Number	DS
 <p>Hose Barb</p>	4 mm		51	14	25					Brass, Nickel P.	23SF TF04 MXN	■
	6 mm		51	14	25					Standard	23SF TF06 SXN	■
										Brass	23SF TF06 MXX	■
	8 mm		51	14	25					Standard	23SF TF08 SXN	■
										Brass	23SF TF08 MXX	■
	9 mm		51	14	25					Standard	23SF TF09 SXN	■
										Brass	23SF TF09 MXX	■
	10 mm		51	14	25					Standard	23SF TF10 SXN	■
										Brass	23SF TF10 MXX	■
	13 mm		51	14	25					Standard	23SF TF13 SXN	■

Plugs

RECTUS Series 23KA

	Connection A	Hex SW	L mm	D mm	L1 mm	L2 mm	Hex1 SW1	B mm	G mm	Version	Part Number	DS
 <p>Male Thread</p>	R 1/8	13	39		9					Standard	23SF AK10 SXN	■
	R 1/4	14	42		12					Standard	23SF AK13 SXN	■
	G 1/4									Brass	23SF AW13 MXX	■
	R 3/8	17	42		12					Standard	23SF AK17 SXN	■
	G 3/8									Brass	23SF AW17 MXX	■
 <p>Female Thread</p>	R 1/2	22	48		17					Standard	23SF AK21 SXN	■
	G 1/8	14	36		9					Standard	23SF IW10 SXN	■
	G 1/4	17	36		9					Standard	23SF IW13 SXN	■
										Brass	23SF IW13 MXX	■
	G 3/8	19	36		9					Standard	23SF IW17 SXN	■
									Brass	23SF IW17 MXX	■	
 <p>Flex Joint, Male Thread</p>	G 1/2	24	39		12					Standard	23SF IW21 SXN	■
	R 1/4	17	68		11					Brass	23FA AK13 SPN	■



Nominal Diameter

5.5 = 25 mm²

RECTUS Series

1400KA



actual size

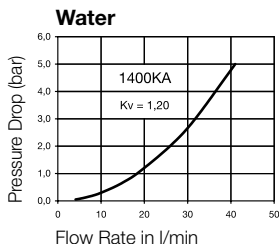
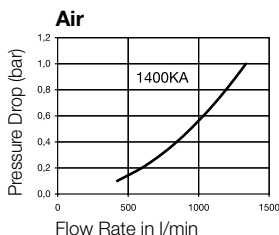


Technical Description

Rectus Tema premium industrial coupling – the know-how from both brands combined in one system. 1/4" coupling conforming to ISO 6150 B with high grade valve technology, optimum flow performance and minimum coupling forces.

Dust Caps (P. 323) Part.-No. SK23S
for coupling

Chart



Advantages

Single handed operation. High flow valve. Minimum coupling forces.

Interchangeability

RECTUS 23 + 24,
RECTUS 1423
TEMA 1400
INDUSTR. INTERCHANGE 1/4"
US-MIL-SPEC-C-4109,
ISO 6150 B
CEJN 310, HANSEN 3000,
FASTER, GROMELLE 600
PARKER 20 1/4" + 30 1/4"
JWL 521 + JWL 531

Material

Coupling

Back Body
Valve Body
Sleeve
Valve
Spring
Locking Ring and
Locking Balls
Seals

Plug

Plug

Working Pressure

PB = 35 bar, maximum static working pressure with safety factor of 4 to 1.

Working Temperature*

-20°C up to +100°C (NBR)
-40°C up to +120/150°C (EPDM)
-15°C up to +200°C (FKM)
depending on the medium.

*At a temperature below -20°C and above +100°C special seals are available on request.

Standard

Brass, Nickel Plated
Steel, QPQ treated
Brass, Nickel Plated
Brass
AISI 301
AISI 420

NBR

Steel Hardened and Nickel Plated

You will find the following alternative versions in our current catalogue on page:

► Safety Self-Venting P. 274

Couplings RECTUS Series 1400KA

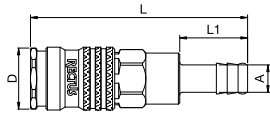
	Connection A	Hex SW	L mm	D mm	L1 mm	L2 mm	Hex1 SW1	B mm	G mm	Version	Part Number	DS
<p>Male Thread</p>	R 1/4	19	65	23	12					Standard	1400KA AK13 SPN	■
	R 3/8	19	65	23	12					Standard	1400KA AK17 SPN	■
	R 1/2	22	59,5	23	17					Standard	1400KA AK21 SPN	■
<p>Female Thread</p>	G 1/4	19	59	23	9					Standard	1400KA IW13 SPN	■
	G 3/8	19	59	23	9					Standard	1400KA IW17 SPN	■
	G 1/2	24	62	23	12					Standard	1400KA IW21 SPN	■

DS = Delivery Status: ■ in stock □ on short call □ medium term delivery

Couplings

RECTUS Series 1400KA

Connection A	Hex SW	L mm	D mm	L1 mm	L2 mm	Hex1 SW1	B mm	G mm	Version	Part Number	DS
6 mm	19	80	23	25					Standard	1400KA TF06 SPN	■
8 mm	19	80	23	25					Standard	1400KA TF08 SPN	■
10 mm	19	80	23	25					Standard	1400KA TF10 SPN	■
13 mm	19	80	23	25					Standard	1400KA TF13 SPN	■

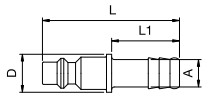


Hose Barb

Plugs

RECTUS Series 23SF

Connection A	Hex SW	L mm	D mm	L1 mm	L2 mm	Hex1 SW1	B mm	G mm	Version	Part Number	DS
4 mm		51	14	25					Brass, Nickel P.	23SF TF04 MXN	■
6 mm									Standard	23SF TF06 SXN	■
									Brass	23SF TF06 MXX	■
8 mm		51	14	25					Standard	23SF TF08 SXN	■
									Brass	23SF TF08 MXX	■
9 mm		51	14	25					Standard	23SF TF09 SXN	■
									Brass	23SF TF09 MXX	■
10 mm		51	14	25					Standard	23SF TF10 SXN	■
									Brass	23SF TF10 MXX	■
13 mm		51	15	25					Standard	23SF TF13 SXN	■

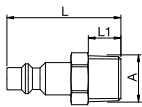


Hose Barb

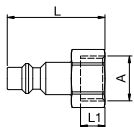
Plugs

RECTUS Series 23SF

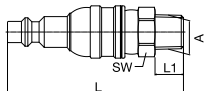
Connection A	Hex SW	L mm	D mm	L1 mm	L2 mm	Hex1 SW1	B mm	G mm	Version	Part Number	DS
R 1/8	13	39		9					Standard	23SF AK10 SXN	■
R 1/4	14	42		12					Standard	23SF AK13 SXN	■
G 1/4									Brass	23SF AW13 MXX	■
R 3/8	17	42		12					Standard	23SF AK17 SXN	■
G 3/8									Brass	23SF AW17 MXX	■
R 1/2	22	48		17					Standard	23SF AK21 SXN	■
G 1/8	14	36		9					Standard	23SF IW10 SXN	■
G 1/4	17	36		9					Standard	23SF IW13 SXN	■
									Brass	23SF IW13 MXX	■
G 3/8	19	36		9					Standard	23SF IW17 SXN	■
									Brass	23SF IW17 MXX	■
G 1/2	24	39		12					Standard	23SF IW21 SXN	■
R 1/4	17	68		11					Standard	23FA AK13 SPN	■



Male Thread



Female Thread



Flex Joint, Male Thread



Nominal Diameter

5.5 = 25 mm²

RECTUS Series

1423KA



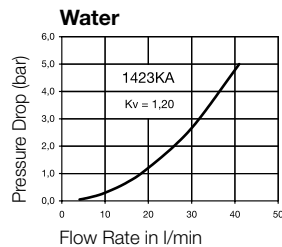
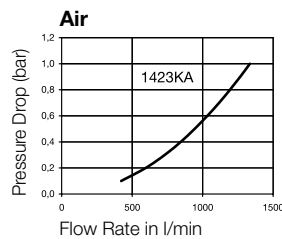
actual size

**Technical Description**

Rectus Tema premium industrial coupling - the know-how from both brands combined in one system. 1/4" coupling conforming to ISO 6150 B with high grade valve technology, optimum flow performance and minimum coupling forces. Especially robust 2-component plastic sleeve.

Dust Caps (P. 323)

for coupling Part.-No. SK23S

**Chart****Advantages**

Single handed operation. High flow valve. Minimum coupling forces.

Interchangeability

RECTUS 23 + 24,
RECTUS 1400
TEMA 1400
INDUSTR. INTERCHANGE 1/4"
US-MIL-SPEC-C-4109,
ISO 6150 B
CEJN 310, HANSEN 3000,
FASTER, GROMELLE 600
PARKER 20 1/4" + 30 1/4"
JWL 521 + JWL 531

Material**Coupling**

Back Body
Valve Body
Sleeve
Valve
Spring
Locking Ring and
Locking Balls
Seals

Plug

Plug

Working Pressure

PB = 35 bar, maximum static working pressure with safety factor of 4 to 1.

Working Temperature*

-20°C up to +80°C (NBR)
-20°C up to +80°C (EPDM)
-20°C up to +80°C (FKM)
depending on the medium.

*At a temperature below -20°C and above +80°C special seals are available on request.

Standard

Brass, Nickel Plated
Steel, QPQ treated
PA6 + TPE
Brass
AISI 301
AISI 420

NBR

Steel Hardened and
Nickel Plated

You will find the following alternative versions in our current catalogue on page:

► Safety Self-Venting

P. 274

Couplings**RECTUS Series 1423KA**

	Connection A	Hex SW	L mm	D mm	L1 mm	L2 mm	Hex1 SW1	B mm	G mm	Version	Part Number	DS
<p>Male Thread</p>	R 1/4	19	65	26	12					Standard	1423KA AK13 SPN	■
	R 3/8	19	65	26	12					Standard	1423KA AK17 SPN	■
	R 1/2	22	59,5	26	17					Standard	1423KA AK21 SPN	■
<p>Female Thread</p>	G 1/4	19	59	26	9					Standard	1423KA IW13 SPN	■
	G 3/8	19	59	26	9					Standard	1423KA IW17 SPN	■
	G 1/2	24	62	26	12					Standard	1423KA IW21 SPN	■

DS = Delivery Status: ■ in stock

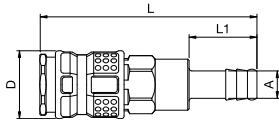
□ on short call

□ medium term delivery

Couplings

RECTUS Series 1423KA

Connection A	Hex SW	L mm	D mm	L1 mm	L2 mm	Hex1 SW1	B mm	G mm	Version	Part Number	DS
6 mm	19	80	26	25					Standard	1423KA TF06 SPN	■
8 mm	19	80	26	25					Standard	1423KA TF08 SPN	■
9 mm	19	80	26	25					Standard	1423KA TF09 SPN	■
10 mm	19	80	26	25					Standard	1423KA TF10 SPN	■
13 mm	19	80	26	25					Standard	1423KA TF13 SPN	■

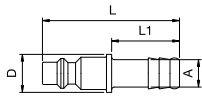


Hose Barb

Plugs

RECTUS Series 23SF

Connection A	Hex SW	L mm	D mm	L1 mm	L2 mm	Hex1 SW1	B mm	G mm	Version	Part Number	DS
4 mm		51	14	25					Brass, Nickel P.	23SF TF04 MXN	■
6 mm									Standard	23SF TF06 SXN	■
									Brass	23SF TF06 MXX	■
8 mm		51	14	25					Standard	23SF TF08 SXN	■
									Brass	23SF TF08 MXX	■
9 mm		51	14	25					Standard	23SF TF09 SXN	■
									Brass	23SF TF09 MXX	■
10 mm		51	14	25					Standard	23SF TF10 SXN	■
									Brass	23SF TF10 MXX	■
13 mm		51	14	25					Standard	23SF TF13 SXN	■

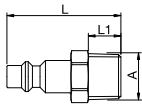


Hose Barb

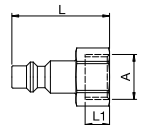
Plugs

RECTUS Series 23SF

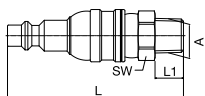
Connection A	Hex SW	L mm	D mm	L1 mm	L2 mm	Hex1 SW1	B mm	G mm	Version	Part Number	DS
R 1/8	13	39		9					Standard	23SF AK10 SXN	■
R 1/4	14	42		12					Standard	23SF AK13 SXN	■
G 1/4									Brass	23SF AW13 MXX	■
R 3/8	17	42		12					Standard	23SF AK17 SXN	■
G 3/8									Brass	23SF AW17 MXX	■
R 1/2	22	48		17					Standard	23SF AK21 SXN	■
G 1/8	14	36		9					Standard	23SF IW10 SXN	■
G 1/4	17	36		9					Standard	23SF IW13 SXN	■
									Brass	23SF IW13 MXX	■
G 3/8	19	36		9					Standard	23SF IW17 SXN	■
									Brass	23SF IW17 MXX	■
G 1/2	24	39		12					Standard	23SF IW21 SXN	■
R 1/4	17	68		11					Standard	23FA AK13 SPN	■



Male Thread



Female Thread



Flex Joint, Male Thread



Nominal Diameter

5.5 = 25 mm²

RECTUS Series

24KA



actual size

**Technical Description**

1/4" Industrial brass coupling conforming to ISO 6150B and US Mil. Spec 4109. Notable for brass mass design and corresponding sleeve design. Hardened steel plug counters vibrations and effects of external forces.

Advantages

Single handed operation.

Working Pressure

PB = 35 bar, maximum static working pressure with safety factor of 4 to 1.

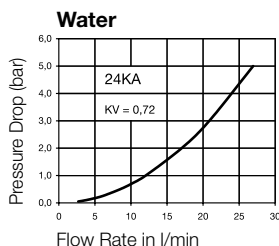
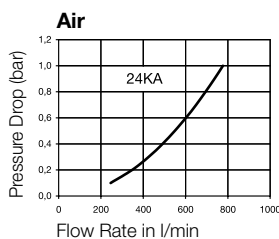
Working Temperature*

-20°C up to +100°C (NBR)
-40°C up to +120/150°C (EPDM)
-15°C up to +200°C (FKM)
depending on the medium.

*At a temperature below -20°C and above +100°C special seals are available on request.

Interchangeability

RECTUS 23
RECTUS 1400/1423
TEMA 1400
INDUSTR. INTERCHANGE 1/4"
US-MIL-SPEC-C-4109,
ISO 6150 B
CEJN 310, HANSEN 3000,
FASTER, GROMELLE 600
PARKER 20 1/4" + 30 1/4"
JWL 521 + JWL 531

Chart

You will find the following alternative versions in our current catalogue on page:

► Safety Self-Venting

P. 276

Material**Coupling**

Back Body
Valve Body
Sleeve
Valve
Spring and Locking Ring
Pins
Seals

Standard

Brass
Brass
Brass
Brass
AISI 301
AISI 420
NBR

Nickel Plated

Brass, Nickel Plated
Brass, Nickel Plated
Brass, Nickel Plated
Brass
AISI 301
AISI 420
NBR

Plug

Plug

Steel Hardened, Nickel Plated or Brass

Couplings**RECTUS Series 24KA**

	Connection A	Hex SW	L mm	D mm	L1 mm	L2 mm	Hex1 SW1	B mm	G mm	Version	Part Number	DS
<p>Male Thread</p>	G 1/4	22	43	25	9					Standard	24KA AW13 MPX	■
										Nickel Plated	24KA AW13 MPN	■□
	G 3/8	22	43	25	9					Standard	24KA AW17 MPX	■
										Nickel Plated	24KA AW17 MPN	■□
<p>Female Thread</p>	G 1/2	22	46	25	12					Standard	24KA AW21 MPX	■
										Nickel Plated	24KA AW21 MPN	■□
	G 1/4	22	43	25	11					Standard	24KA IW13 MPX	■
										Nickel Plated	24KA IW13 MPN	■□
	G 3/8	22	43	25	9					Standard	24KA IW17 MPX	■
										Nickel Plated	24KA IW17 MPN	■□
	G 1/2	22	46	25	12					Standard	24KA IW21 MPX	■
										Nickel Plated	24KA IW21 MPN	■□

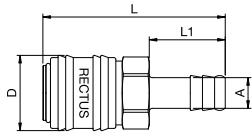
DS = Delivery Status: ■ in stock

■□ on short call

□ medium term delivery

Couplings

RECTUS Series 24KA

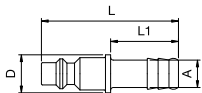


Hose Barb

Connection A	Hex SW	L mm	D mm	L1 mm	L2 mm	Hex1 SW1	B mm	G mm	Version	Part Number	DS
6 mm	21	60	25	25					Standard	24KA TF06 MPX	■
8 mm	21	60	25	25					Standard Nickel Plated	24KA TF08 MPX 24KA TF08 MPN	■ □
9 mm	21	60	25	25					Standard	24KA TF09 MPX	■
10 mm	21	60	25	25					Standard	24KA TF10 MPX	■
13 mm	21	60	25	25					Standard	24KA TF13 MPX	■

Plugs

RECTUS Series 23SF

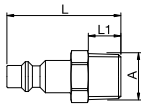


Hose Barb

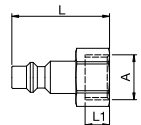
Connection A	Hex SW	L mm	D mm	L1 mm	L2 mm	Hex1 SW1	B mm	G mm	Version	Part Number	DS
4 mm		51	14	25					Brass, Nickel P.	23SF TF04 MXN	□
6 mm		51	14	25					Standard Brass	23SF TF06 SXN 23SF TF06 MXX	■ ■
8 mm		51	14	25					Standard Brass	23SF TF08 SXN 23SF TF08 MXX	■ □
9 mm		51	14	25					Standard Brass	23SF TF09 SXN 23SF TF09 MXX	■ ■
10 mm		51	14	25					Standard Brass	23SF TF10 SXN 23SF TF10 MXX	■ ■
13 mm		51	15	25					Standard	23SF TF13 SXN	■

Plugs

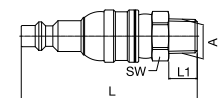
RECTUS Series 23SF



Male Thread



Female Thread



Flex Joint, Male Thread

Connection A	Hex SW	L mm	D mm	L1 mm	L2 mm	Hex1 SW1	B mm	G mm	Version	Part Number	DS
R 1/8	13	39		9					Standard	23SF AK10 SXN	■
R 1/4	14	42		12					Standard	23SF AK13 SXN	■
G 1/4									Brass	23SF AW13 MXX	■
R 3/8	17	42		12					Standard	23SF AK17 SXN	■
G 3/8									Brass	23SF AW17 MXX	■
R 1/2	22	48		17					Standard	23SF AK21 SXN	■
G 1/8	14	36		9					Standard	23SF IW10 SXN	■
G 1/4	17	36		9					Standard Brass	23SF IW13 SXN 23SF IW13 MXX	■ ■
G 3/8	19	36		9					Standard Brass	23SF IW17 SXN 23SF IW17 MXX	■ ■
G 1/2	24	39		12					Standard	23SF IW21 SXN	■
R 1/4	17	68		11					Standard	23FA AK13 SPN	■



Nominal Diameter

6 = 30 mm²

RECTUS Series

31KA



actual size

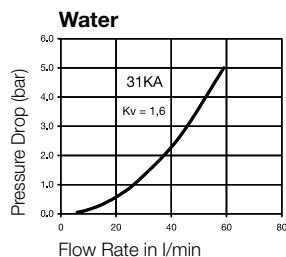
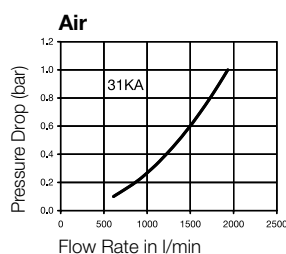
**Technical Description**

Steel industrial coupling with high flow due to UltraFlo technology. Widely used in the Scandinavian market. Specially suited to use with gaseous media in industry.

Dust Caps (P. 323)

for coupling
for plug

Part.-No. SK23S
Part.-No. SK12S

Chart**Advantages**

Single handed operation.
Extremely high flow performance from optimum valve design. High flow valve.

Interchangeability

TEMA 1300 (single shut-off)
Cejn 303

Material**Coupling**

Back Body
Valve Body
Sleeve
Valve
Spring Plate
Spring and Locking
Ring
Locking Balls
Seals

Plug

Plug

Working Pressure

PB = 35 bar, maximum static working pressure with safety factor of 4 to 1.

Working Temperature*

-20°C up to +100°C (NBR)
-40°C up to +120/150°C (EPDM)
-15°C up to +200°C (FKM)
depending on the medium.

*At a temperature below -20°C and above +100°C special seals are available on request.

Standard

Brass, Nickel Plated,
Steel, Black Nitrided
Brass, Nickel Plated
Brass
Brass
AISI 301
AISI 420
NBR

Steel Hardened,
Zinc Chromatized

Couplings**RECTUS Series 31KA**

	Connection A	Hex SW	L mm	D mm	L1 mm	L2 mm	Hex1 SW1	B mm	G mm	Version	Part Number	DS
<p>Male Thread</p>	R 1/4	19	58	22	12					Standard	31KA AK13 SPN	■
	R 3/8	19	56	22	12					Standard	31KA AK17 SPN	■□
	R 1/2	23	57	26	14					Standard	31KA AK21 SPN	■□
<p>Female Thread</p>	G 1/4	19	55	22	11					Standard	31KA IW13 SPN	■□
	G 3/8	20	55	22	10					Standard	31KA IW17 SPN	■

DS = Delivery Status: ■ in stock

■□ on short call

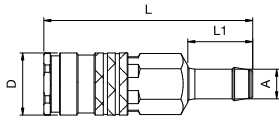
□ medium term delivery

Couplings

RECTUS Series 31KA

Brass/Steel

Low Pressure

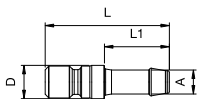


Hose Barb

Connection A	Hex SW	L mm	D mm	L1 mm	L2 mm	Hex1 SW1	B mm	G mm	Version	Part Number	DS
6 mm	19	78	22	23					Standard	31KA TF06 SPN	■
8 mm	19	78	22	23					Standard	31KA TF08 SPN	■
10 mm	19	78	22	23					Standard	31KA TF10 SPN	■
13 mm	19	77	22	24					Standard	31KA TF13 SPN	■

Plugs

RECTUS Series 31KA

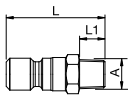


Hose Barb

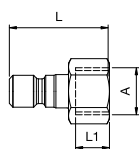
Connection A	Hex SW	L mm	D mm	L1 mm	L2 mm	Hex1 SW1	B mm	G mm	Version	Part Number	DS
6 mm		44	12	23					Standard	31SF TF06 SXZ	■
8 mm		44	12	23					Standard	31SF TF08 SXZ	■
10 mm		44	12	24					Standard	31SF TF10 SXZ	■
13 mm		47	12	24					Standard	31SF TF13 SXZ	■

Plugs

RECTUS Series 31KA



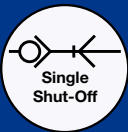
Male Thread



Female Thread

Connection A	Hex SW	L mm	D mm	L1 mm	L2 mm	Hex1 SW1	B mm	G mm	Version	Part Number	DS
R 1/8	13	35		9					Standard	31SF AK10 SXZ	■
R 1/4	14	38		12					Standard	31SF AK13 SXZ	■
R 3/8	17	38		12					Standard	31SF AK17 SXZ	■
R 1/2	22	40		14					Standard	31SF AK21 SXZ	■
G 1/8	13	32		8,5					Standard	31SF IW10 SXZ	■
G 1/4	16	36		10					Standard	31SF IW13 SXZ	■
G 3/8	20	36		10					Standard	31SF IW17 SXZ	■

⚠ Please consider our security advices on the pages 12/13 ⚠



Nominal Diameter

6 = 30 mm²

RECTUS Series

51KB



actual size



Technical Description

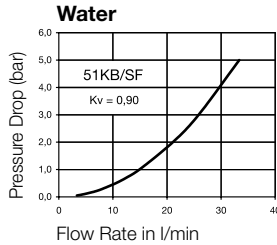
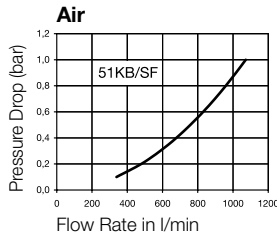
German industrial profile with UltraFlo technology. Small dimensions. Robust steel coupling for compressed air applications, especially with oscillating forces due to the greater insert depth of the plug profile and steel sleeve.

Dust Caps (P. 323)

for coupling Part.-No. SK23S



Chart



Advantages

Single handed operation. Ergonomic design. High flow valve.

Interchangeability

WALTHER SP006

Working Pressure

PB = 50 bar, maximum static working pressure with safety factor of 4 to 1.

Working Temperature*

-20°C up to +100°C (NBR)
-40°C up to +120/150°C (EPDM)
-15°C up to +200°C (FKM)
depending on the medium.

*At a temperature below -20°C and above +100°C special seals are available on request.

Material

Coupling

Back Body
Valve Body
Sleeve
Valve
Spring and Locking Ring
Locking Balls
Seals
Spring Plate

Standard

Brass, Nickel Plated
Steel, Nickel Plated
Steel Hardened, Nickel Plated
Brass, Nickel Plated
AISI 301
AISI 420
NBR
Brass

Plug

Plug

Steel Hardened, Nickel Plated

You will find the following alternative versions in our current catalogue on page:

► Brass/Steel Double Shut-off P. 128

Couplings

RECTUS Series 51KB

	Connection A	Hex SW	L mm	D mm	L1 mm	L2 mm	Hex1 SW1	B mm	G mm	Version	Part Number	DS
<p>Male Thread</p>	G 1/4	22	61	22	9					Standard	51KB AW13 SPN	■
	G 3/8	22	61	22	9					Standard	51KB AW17 SPN	■□
	G 1/2	22	61	22	12					Standard	51KB AW21 SPN	■□
<p>Female Thread</p>	G 1/4	22	63	22	12					Standard	51KB IW13 SPN	■□

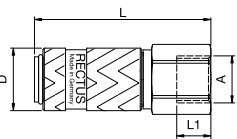
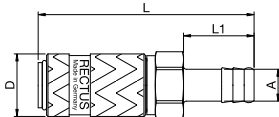
DS = Delivery Status: ■ in stock

■□ on short call

□ medium term delivery

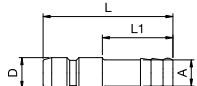
Couplings

RECTUS Series 51KB

	Connection A	Hex SW	L mm	D mm	L1 mm	L2 mm	Hex1 SW1	B mm	G mm	Version	Part Number	DS
 <p>Female Thread</p>	G 3/8	22	63	22	12					Standard	51KB IW17 SPN	■
	G 1/2	24	64	22	13					Standard	51KB IW21 SPN	■
	6 mm	21	78	22	25					Standard	51KB TF06 SPN	■
 <p>Hose Barb</p>	9 mm	21	78	22	25				Standard	51KB TF09 SPN	■	
	13 mm	21	78	22	25					Standard	51KB TF13 SPN	■

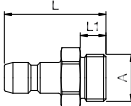
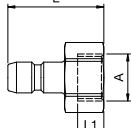
Plugs

RECTUS Series 51KB

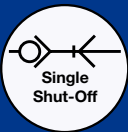
	Connection A	Hex SW	L mm	D mm	L1 mm	L2 mm	Hex1 SW1	B mm	G mm	Version	Part Number	DS
 <p>Hose Barb</p>	6 mm		46	11	25					Standard	51SF TF06 SXN	■
	9 mm		46	11	12					Standard	51SF TF09 SXN	■

Plugs

RECTUS Series 51KB

	Connection A	Hex SW	L mm	D mm	L1 mm	L2 mm	Hex1 SW1	B mm	G mm	Version	Part Number	DS
 <p>Male Thread</p>	G 1/4	17	35		9					Standard	51SF AW13 SXN	■
	G 3/8	19	36		9					Standard	51SF AW17 SXN	■
 <p>Female Thread</p>	G 1/4	17	34		11				Standard	51SF IW13 SXN	■	
	G 3/8	19	34		11					Standard	51SF IW17 SXN	■

⚠ Please consider our security advices on the pages 12/13 ⚠



Nominal Diameter

6 = 30 mm²

RECTUS Series

52KB



actual size



Technical Description

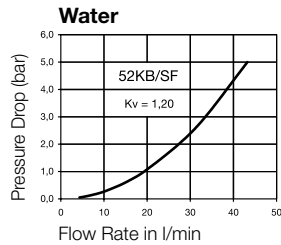
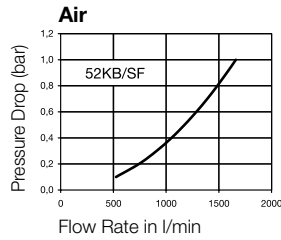
German industrial profile with UltraFlo technology. Small dimensions. Robust steel coupling for compressed air applications, especially with oscillating forces due to the greater insert depth of the plug profile and steel sleeve.

Dust Caps (P. 323)

for coupling Part.-No. SK23S
for plug Part.-No. SK12S



Chart



Advantages

Single handed operation.
Ergonomic design. High flow valve.

Interchangeability

WALTHER LP006

Working Pressure

PB = 50 bar, maximum static working pressure with safety factor of 4 to 1.

Working Temperature*

-20°C up to +100°C (NBR)
-40°C up to +120/150°C (EPDM)
-15°C up to +200°C (FKM)
depending on the medium.

*At a temperature below -20°C and above +100°C special seals are available on request.

Material

Coupling

Back Body
Valve Body
Sleeve
Valve
Spring and Locking Ring
Locking Balls
Seals
Inner Sleeve
Spring Plate

Standard

Brass, Nickel Plated
Steel, Nickel Plated
Steel Hardened, Nickel Plated
Brass, Nickel Plated
AISI 301
AISI 420
NBR
Brass
Brass

Plug

Plug

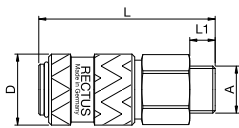
Steel Hardened, Nickel Plated

You will find the following alternative versions in our current catalogue on page:

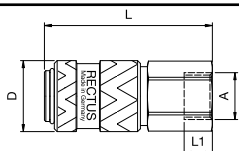
► Brass/Steel Double Shut-off P. 130

Couplings

RECTUS Series 52KB



Male Thread



Female Thread

Connection A	Hex SW	L mm	D mm	L1 mm	L2 mm	Hex1 SW1	B mm	G mm	Version	Part Number	DS
G 1/4	22	62	25	9					Standard	52KB AW13 SPN	■
G 3/8	22	62	25	9					Standard	52KB AW17 SPN	■
G 1/2	22	62	25	12					Standard	52KB AW21 SPN	■
G 1/4	22	62	25	10					Standard	52KB IW13 SPN	■

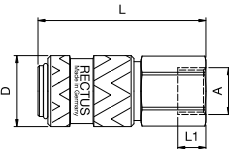
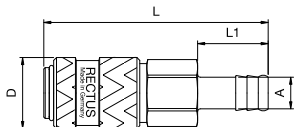
DS = Delivery Status: ■ in stock

□ on short call

□ medium term delivery

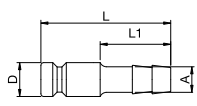
Couplings

RECTUS Series 52KB

	Connection A	Hex SW	L mm	D mm	L1 mm	L2 mm	Hex1 SW1	B mm	G mm	Version	Part Number	DS
 <p>Female Thread</p>	G 3/8	22	60	25	10					Standard	52KB IW17 SPN	■
	G 1/2	22	65	25	13					Standard	52KB IW21 SPN	■
 <p>Hose Barb</p>	6 mm	21	79	25	25					Standard	52KB TF06 SPN	■
	9 mm	21	80	25	25					Standard	52KB TF09 SPN	■
	10 mm	21	80	25	25					Standard	52KB TF110 SPN	□
	11 mm	21	80	25	25					Standard	52KB TF11 SPN	■
	13 mm	21	79	25	25					Standard	52KB TF13 SPN	■

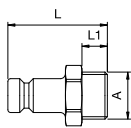
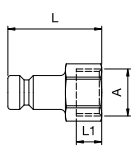
Plugs

RECTUS Series 52KB

	Connection A	Hex SW	L mm	D mm	L1 mm	L2 mm	Hex1 SW1	B mm	G mm	Version	Part Number	DS
 <p>Hose Barb</p>	6 mm		46	12	25					Standard	52SF TF06 SXN	■
	9 mm		46	12	25					Standard	52SF TF09 SXN	■
	11 mm		53	12	30					Standard	52SF TF11 SXN	■
	13 mm		53	12	30					Standard	52SF TF13 SXN	■

Plugs

RECTUS Series 52KB

	Connection A	Hex SW	L mm	D mm	L1 mm	L2 mm	Hex1 SW1	B mm	G mm	Version	Part Number	DS
 <p>Male Thread</p>	G 1/8	14	32		7					Standard	52SF AW10 SXN	■
	G 1/4	17	35		9					Standard	52SF AW13 SXN	■
	G 3/8	19	35		9					Standard	52SF AW17 SXN	■
	G 1/2	24	38		12					Standard	52SF AW21 SXN	■
 <p>Female Thread</p>	G 1/8	14	31		7					Standard	52SF IW10 SXN	■
	G 1/4	17	33		9					Standard	52SF IW13 SXN	■
	G 3/8	19	33		9					Standard	52SF IW17 SXN	■
	G 1/2	24	36		12					Standard	52SF IW21 SXN	□



Nominal Diameter

7.2 = 40 mm²

RECTUS Series

26KA



actual size



Technical Description

European standard industrial profile. Universal brass coupling. Small mass size. Ergonomic sleeve design prevents dirt on the valve body. Series 26 plugs in brass. Series 25 steel plugs recommended for oscillating forces.

Advantages

Single handed operation. European standard.

Working Pressure

PB = 35 bar, maximum static working pressure with safety factor of 4 to 1.

Interchangeability

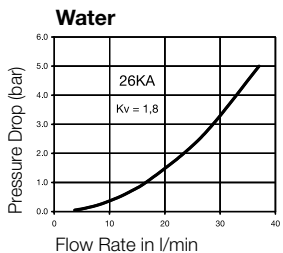
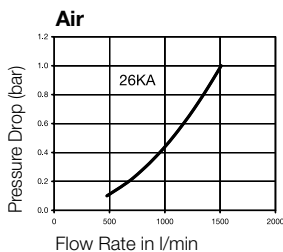
RECTUS 25
RECTUS 1600/1625
TEMA 1600
CEJN 320
JWL 520 + JWL 530
and various German products

Working Temperature*

-20°C up to +100°C (NBR)
-40°C up to +120/150°C (EPDM)
-15°C up to +200°C (FKM)
depending on the medium.

*At a temperature below -20°C and above +100°C special seals are available on request.

Chart



You will find the following alternative versions in our current catalogue on page:

- ▶ Brass/Steel Double Shut-off P. 132
- ▶ Stainless Steel P. 177
- ▶ Safety Self-Venting P. 278

Material

Coupling

Back Body
Valve Body
Sleeve
Valve
Spring and Locking Ring
Locking Pins
Seals

Standard

Brass
Brass
Brass
Brass
AISI 301
AISI 420
NBR

Nickel Plated

Brass, Nickel Plated
Brass, Nickel Plated
Brass, Nickel Plated
Brass
AISI 301
AISI 420
NBR

Plug

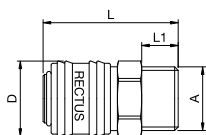
Plug

Brass

Brass, Nickel Plated

Couplings

RECTUS Series 26KA



Male Thread

Connection A	Hex SW	L mm	D mm	L1 mm	L2 mm	Hex1 SW1	B mm	G mm	Version	Part Number	DS
G 1/8	22	43	25	9					Standard	26KA AW10 MPX	■
									Nickel Plated	26KA AW10 MPN	■□
G 1/4	22	39	25	9					Standard	26KA AW13 MPX	■
									Nickel Plated	26KA AW13 MPN	■
G 3/8	22	41	25	9					Standard	26KA AW17 MPX	■
									Nickel Plated	26KA AW17 MPN	■
G 1/2	22	44	25	12					Standard	26KA AW21 MPX	■
									Nickel Plated	26KA AW21 MPN	■
G 1/2	24	42	25	10					Standard	26KA AW21 MPXS36	■□
									Nickel Plated	26KA AW21 MPNS09	■□

DS = Delivery Status: ■ in stock

■□ on short call

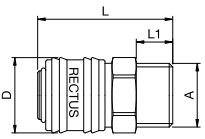
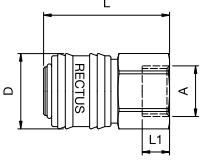
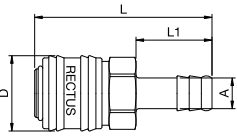
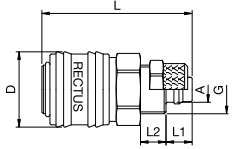
□□ medium term delivery

Couplings

RECTUS Series 26KA

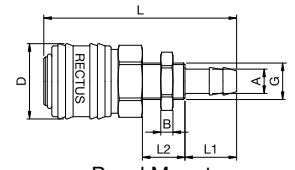
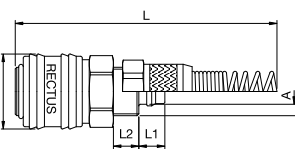
Brass/Steel

Low Pressure

	Connection A	Hex SW	L mm	D mm	L1 mm	L2 mm	Hex1 SW1	B mm	G mm	Version	Part Number	DS
 <p>Male Thread</p>	M 14 x 1,5	22	42	25	10					Standard	26KA AD14 MPX	■
										Nickel Plated	26KA AD14 MPN	■
	M 16 x 1,5	22	43	25	11					Standard	26KA AD16 MPX	■
										Nickel Plated	26KA AD16 MPN	■
	M 18 x 1,5	22	43	25	11					Standard	26KA AD18 MPX	■
										Nickel Plated	26KA AD18 MPN	■
 <p>Female Thread</p>	G 1/4	22	41	25	9					Standard	26KA IW13 MPX	■
										Nickel Plated	26KA IW13 MPN	■
	G 3/8	22	41	25	9					Standard	26KA IW17 MPX	■
										Nickel Plated	26KA IW17 MPN	■
	G 1/2	24	44	25	10					Standard	26KA IW21 MPX	■
										Nickel Plated	26KA IW21 MPN	■
	M 14 x 1,5	22	44	25	9					Standard	26KA IM14 MPX	■
										Nickel Plated	26KA IM14 MPN	■
M 16 x 1,5	22	44	25	9					Standard	26KA IM16 MPX	■	
									Nickel Plated	26KA IM16 MPN	■	
M 18 x 1,5	22	44	25	9					Standard	26KA IM18 MPX	■	
									Nickel Plated	26KA IM18 MPN	■	
 <p>Hose Barb</p>	6 mm	21	58	25	25					Standard	26KA TF06 MPX	■
										Nickel Plated	26KA TF06 MPN	■
	8 mm	21	58	25	25					Standard	26KA TF08 MPX	■
										Nickel Plated	26KA TF08 MPN	■
	9 mm	21	58	25	25					Standard	26KA TF09 MPX	■
										Nickel Plated	26KA TF09 MPN	■
	10 mm	21	58	25	25					Standard	26KA TF10 MPX	■
										Nickel Plated	26KA TF10 MPN	■
	13 mm	21	58	25	25					Standard	26KA TF13 MPX	■
										Nickel Plated	26KA TF13 MPN	■
	6 mm Parker	21	58	25	20,5					Standard	26KA TP06 MPX	■
										Nickel Plated	26KA TP06 MPN	■
10 mm Parker	21	58	25	24					Standard	26KA TP10 MPX	■	
									Nickel Plated	26KA TP10 MPN	■	
13 mm Parker	21	58	25	28					Standard	26KA TP13 MPX	■	
									Nickel Plated	26KA TP13 MPN	■	
 <p>Plastic Hose Connection</p>	4 x 6 mm	21	58	25	7	6		M 10 x 1	Standard	26KA KO06 MPX	■	
										Nickel Plated	26KA KO06 MPN	■
	6 x 8 mm	21	45	25	7	6		M 12 x 1	Standard	26KA KO08 MPX	■	
										Nickel Plated	26KA KO08 MPN	■
	8 x 10 mm	21	49	25	9	8		M 16 x 1	Standard	26KA KO10 MPX	■	
										Nickel Plated	26KA KO10 MPN	■
	9 x 12 mm	21	49	25	9	8		M 16 x 1	Standard	26KA KO12 MPX	■	
										Nickel Plated	26KA KO12 MPN	■

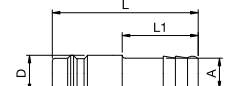
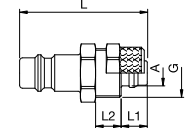
Couplings

RECTUS Series 26KA

	Connection A	Hex SW	L mm	D mm	L1 mm	L2 mm	Hex1 SW1	B mm	G mm	Version	Part Number	DS
 <p>Panel Mount Hose Barb</p>	6 mm	21	60	25	17	10	17	4	M 12 x 1	Standard	26KA TS06 MPX	■
										Nickel Plated	26KA TS06 MPN	□
	8 mm	21	63	25	17	14	17	4	M 12 x 1	Standard	26KA TS08 MPX	■
										Nickel Plated	26KA TS08 MPN	□
	10 mm	21	72	25	25	14	17	4	G 1/4	Standard	26KA TS10 MPX	■
										Nickel Plated	26KA TS10 MPN	□
 <p>Plastic Hose Connection</p>	6 x 8 mm	21	132	25	7	6			M 12 x 1	Standard	26KA KK08 MPX	■
										Nickel Plated	26KA KK08 MPN	□
	8 x 10 mm	21	143	25	9	8			M 16 x 1	Standard	26KA KK10 MPX	■
										Nickel Plated	26KA KK10 MPN	□
	9 x 12 mm	21	150	25	9	8			M 16 x 1	Standard	26KA KK12 MPX	■
										Nickel Plated	26KA KK12 MPN	□

Plugs

RECTUS Series 26KA

	Connection A	Hex SW	L mm	D mm	L1 mm	L2 mm	Hex1 SW1	B mm	G mm	Version	Part Number	DS	
 <p>Hose Barb</p>	4 mm		48	12	25					Standard	26SF TF04 MXX	■	
										Nickel Plated	26SF TF04 MXN	■	
	6 mm		48	12	25						26SF TF06 MXX	■	
										Nickel Plated	26SF TF06 MXN	■	
	8 mm		48	12	25					Standard	26SF TF08 MXX	■	
										Nickel Plated	26SF TF08 MXN	■	
	9 mm		48	12	25					Standard	26SF TF09 MXX	■	
										Nickel Plated	26SF TF09 MXN	■	
	10 mm		48	12	25					Standard	26SF TF10 MXX	■	
										Nickel Plated	26SF TF10 MXN	■	
	13 mm		48	15	25					Standard	26SF TF13 MXX	■	
										Nickel Plated	26SF TF13 MXN	■	
	6 mm Parker		43	16	20,5					Standard	26SF TP06 MXX	■	
										Nickel Plated	26SF TP06 MXN	□	
	10 mm Parker		46	22	24					Standard	26SF TP10 MXX	■	
										Nickel Plated	26SF TP10 MXN	□	
	13 mm Parker		50	24	28					Standard	26SF TP13 MXX	■	
										Nickel Plated	26SF TP13 MXN	□	
 <p>Plastic Hose Connection</p>	4 x 6 mm		34	12	7	6			M 12 x 1	Standard	26SF KO06 MXX	■	
										Nickel Plated	26SF KO06 MXN	■	
	6 x 8 mm		34	12	7	6			M 12 x 1	Standard	26SF KO08 MXX	■	
										Nickel Plated	26SF KO08 MXN	■	
	8 x 10 mm	17	42		9	6			M 16 x 1	Standard	26SF KO10 MXX	■	
										Nickel Plated	26SF KO10 MXN	■	
	9 x 12 mm	17	42		9	8			M 16 x 1	Standard	26SF KO12 MXX	■	
										Nickel Plated	26SF KO12 MXN	■	

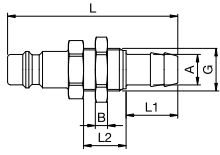
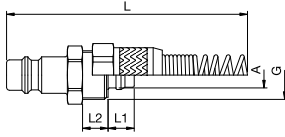
DS = Delivery Status: ■ in stock

□ on short call

□ medium term delivery

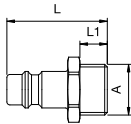
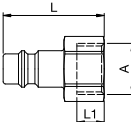
Plugs

RECTUS Series 26KA

	Connection A	Hex SW	L mm	D mm	L1 mm	L2 mm	Hex1 SW1	B mm	G mm	Version	Part Number	DS
 <p>Panel Mount Hose Barb</p>	6 mm	14	56		17	14	17	4	M 12 x 1	Standard	26SF TS06 MXX	■
										Nickel Plated	26SF TS06 MXN	■
	8 mm	17	56		17	14	17	4	M 12 x 1	Standard	26SF TS08 MXX	■
										Nickel Plated	26SF TS08 MXN	■
	10 mm	17	56		17	14	19	4	M 14 x 1	Standard	26SF TS10 MXX	■
										Nickel Plated	26SF TS10 MXN	■
 <p>Plastic Hose Connection with Spring Guard</p>	4 x 6 mm		120	12	7	6			M 10 x 1	Standard	26SF KK06 MXX	■
										Nickel Plated	26SF KK06 MXN	■
	6 x 8 mm		127	12	7	6			M 12 x 1	Standard	26SF KK08 MXX	■
										Nickel Plated	26SF KK08 MXN	■
	8 x 10 mm	17	135		9	8			M 16 x 1	Standard	26SF KK10 MXX	■
									Nickel Plated	26SF KK10 MXN	■	
	9 x 12 mm	17	142		9	8			M 16 x 1	Standard	26SF KK12 MXX	■
										Nickel Plated	26SF KK12 MXN	■

Plugs

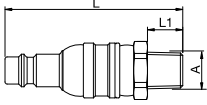
RECTUS Series 26KA

	Connection A	Hex SW	L mm	D mm	L1 mm	L2 mm	Hex1 SW1	B mm	G mm	Version	Part Number	DS
 <p>Male Thread</p>	G 1/8	14	31		7					Standard	26SF AW10 MXX	■
										Nickel Plated	26SF AW10 MXN	■
	G 1/4	17	33		9					Standard	26SF AW13 MXX	■
										Nickel Plated	26SF AW13 MXN	■
	G 3/8	19	33		9					Standard	26SF AW17 MXX	■
										Nickel Plated	26SF AW17 MXN	■
	G 1/2	24	38		12					Standard	26SF AW21 MXX	■
										Nickel Plated	26SF AW21 MXN	■
	M 14 x 1,5	17	35		10					Standard	26SF AD14 MXX	■
										Nickel Plated	26SF AD14 MXN	■
 <p>Female Thread</p>	M 16 x 1,5	19	36		11					Standard	26SF AD16 MXX	■
										Nickel Plated	26SF AD16 MXN	■
	M 18 x 1,5	22	37		11					Standard	26SF AD18 MXX	■
										Nickel Plated	26SF AD18 MXN	■
	G 1/8	14	30		7					Standard	26SF IW10 MXX	■
										Nickel Plated	26SF IW10 MXN	■
	G 1/4	17	33		10					Standard	26SF IW13 MXX	■
										Nickel Plated	26SF IW13 MXN	■
	G 3/8	19	33		10					Standard	26SF IW17 MXX	■
										Nickel Plated	26SF IW17 MXN	■
	G 1/2	24	35		12					Standard	26SF IW21 MXX	■
										Nickel Plated	26SF IW21 MXN	■
	M 14 x 1,5	17	33		10					Standard	26SF IM14 MXX	■
										Nickel Plated	26SF IM14 MXN	■
	M 16 x 1,5	19	33		10					Standard	26SF IM16 MXX	■
										Nickel Plated	26SF IM16 MXN	■
	M 18 x 1,5	22	36		13					Standard	26SF IM18 MXX	■
										Nickel Plated	26SF IM18 MXN	■

⚠ Please consider our security advices on the pages 12/13 ⚠

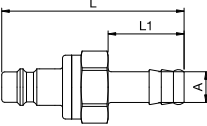
Plugs

RECTUS Series 26KA

	Connection A	Hex SW	L mm	D mm	L1 mm	L2 mm	Hex1 SW1	B mm	G mm	Version	Part Number	DS
 <p>Flex Joint, Male Thread</p>	R 1/4	17	64	11						Nickel Plated	25FA AK13 SPN	■

Recoil Eliminator

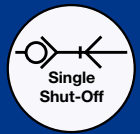
RECTUS Series 26KA

	Connection A	Hex SW	L mm	D mm	L1 mm	L2 mm	Hex1 SW1	B mm	G mm	Version	Part Number	DS	
 <p>Hose Barb</p>	6 mm	21	60	25						Standard	26SR TF06 MXX	■□	
										Nickel Plated	26SR TF06 MXN	■□	
	8 mm	21	60	25							Standard	26SR TF08 MXX	■□
											Nickel Plated	26SR TF08 MXN	■□
	9 mm	21	60	25							Standard	26SR TF09 MXX	■
											Nickel Plated	26SR TF09 MXN	■□
	10 mm	21	60	25							Standard	26SR TF10 MXX	■□
											Nickel Plated	26SR TF10 MXN	■□
	13 mm	21	60	25							Standard	26SR TF13 MXX	■□
											Nickel Plated	26SR TF13 MXN	■□

DS = Delivery Status: ■ in stock

■□ on short call

□□ medium term delivery



Technical Description

Japanese industrial profile. Robust brass coupling with above average flow volumes and structure resistant to the effects of external forces.

Advantages

Single handed operation. Anti-corrosive.

Working Pressure

PB = 35 bar, maximum static working pressure with safety factor of 4 to 1.

Interchangeability

RECTUS 03
NITTO-KOHKI 200
CEJN 314
CEJN 315

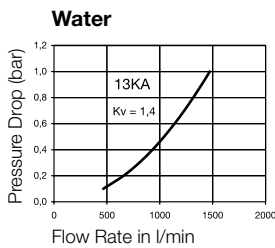
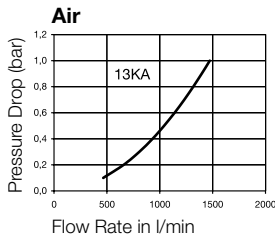
Working Temperature*

-20°C up to +100°C (NBR)
-40°C up to +120/150°C (EPDM)
-15°C up to +200°C (FKM)
depending on the medium.

*At a temperature below -20°C and above +100°C special seals are available on request.



Chart



Material

Coupling

Back Body
Valve Body
Sleeve
Valve
Spring and Locking Ring
Pins
Seals

Standard

Brass
Brass
Brass
Brass
AISI 301
AISI 420
NBR

Nickel Plated

Brass, Nickel Plated
Brass, Nickel Plated
Brass, Nickel Plated
Brass
AISI 301
AISI 420
NBR

Plug

Plug
Steel Hardened, Nickel Plated

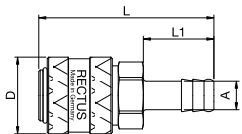
Couplings

RECTUS Series 13KA

	Connection A	Hex SW	L mm	D mm	L1 mm	L2 mm	Hex1 SW1	B mm	G mm	Version	Part Number	DS
<p>Male Thread</p>	R 1/4	22	49	27	12					Standard	13KA AK13 MPX	■
										Nickel Plated	13KA AK13 MPN	■□
	R 3/8	22	49	27	12					Standard	13KA AK17 MPX	■
										Nickel Plated	13KA AK17 MPN	■□
<p>Female Thread</p>	R 1/2	22	53	27	17					Standard	13KA AK21 MPX	■
										Nickel Plated	13KA AK21 MPN	■□
	G 1/4	22	45	27	9					Standard	13KA IW13 MPX	■
										Nickel Plated	13KA IW13 MPN	■□
	G 3/8	22	45	27	9					Standard	13KA IW17 MPX	■
										Nickel Plated	13KA IW17 MPN	■□
	G 1/2	24	48	27	12					Standard	13KA IW21 MPX	■
										Nickel Plated	13KA IW21 MPN	■□

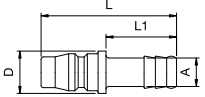
Couplings

RECTUS Series 13KA

	Connection A	Hex SW	L mm	D mm	L1 mm	L2 mm	Hex1 SW1	B mm	G mm	Version	Part Number	DS
 <p>Hose Barb</p>	6 mm	21	62	27	25					Standard	13KA TF06 MPX	■
										Nickel Plated	13KA TF06 MPN	■□
	8 mm	21	62	27	25					Standard	13KA TF08 MPX	■
										Nickel Plated	13KA TF08 MPN	■
	10 mm	21	62	27	25					Standard	13KA TF10 MPX	■
										Nickel Plated	13KA TF10 MPN	■□
13 mm	21	62	27	25					Standard	13KA TF13 MPX	■	
									Nickel Plated	13KA TF13 MPN	■□	

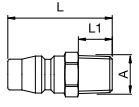
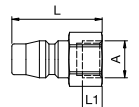
Plugs

RECTUS Series 13KA

	Connection A	Hex SW	L mm	D mm	L1 mm	L2 mm	Hex1 SW1	B mm	G mm	Version	Part Number	DS
 <p>Hose Barb</p>	6 mm		48	15	25					Standard	13SF TF06 SXN	■
										8 mm		48
	10 mm		48	15	25					Standard	13SF TF10 SXN	■
	13 mm		48	15	25					Standard	13SF TF13 SXN	■

Plugs

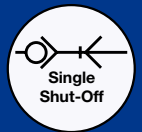
RECTUS Series 13KA

	Connection A	Hex SW	L mm	D mm	L1 mm	L2 mm	Hex1 SW1	B mm	G mm	Version	Part Number	DS
 <p>Male Thread</p>	R 1/4	14	37		12					Standard	13SF AK13 SXN	■
	R 3/8	17	37		12					Standard	13SF AK17 SXN	■
	R 1/2	22	44		17					Standard	13SF AK21 SXN	■
 <p>Female Thread</p>	G 1/4	17	34		9					Standard	13SF IW13 SXN	■
	G 3/8	19	34		9					Standard	13SF IW17 SXN	■

DS = Delivery Status: ■ in stock

■□ on short call

□ medium term delivery



Technical Description

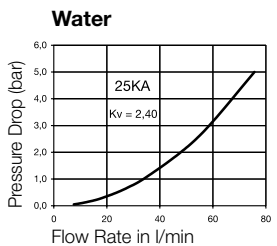
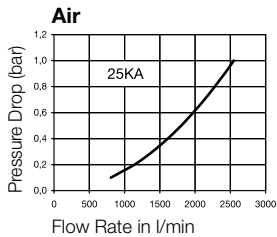
3/8" – 1/2" European industrial profile with UltraFlo technology. High flow performance. Notable for robust design and steel sleeve used with large pneumatic consumers. Also available in brass design.

Dust Caps (P. 323)

for coupling Part.-No. SK23S
for plug Part.-No. SK12S



Chart



Advantages

Single handed operation.
Tough construction.
UltraFlo technology.

Interchangeability

RECTUS 26
RECTUS 1600/1625
TEMA 1600
CEJN 320
JWL 520 + JWL 530
and various German products

Material

Coupling

Back Body
Valve Body
Sleeve
Valve
Inner Sleeve
Spring Plate
Spring and Locking Ring
Locking Balls
Seals

Plug

Plug

Working Pressure

PB = 35 bar, maximum static working pressure with safety factor of 4 to 1.

Working Temperature*

-20°C up to +100°C (NBR)
-40°C up to +120/150°C (EPDM)
-15°C up to +200°C (FKM)
0°C up to +316°C (FFKM)
depending on the medium.

*At a temperature below -20°C and above +100°C special seals are available on request.

Standard

Brass, Nickel Plated
Brass, Nickel Plated
Steel Hardened, Nickel Plated
Zinc Diecasting, Nickel Plated
Brass
Brass
AISI 301
AISI 420
NBR

Steel Hardened, Zinc Plated

actual size



You will find the following alternative versions in our current catalogue on page:

- ▶ Brass/Steel Double Shut-off P. 135
- ▶ Stainless Steel P. 180
- ▶ Safety P. 260
- ▶ Safety Self-Venting P. 280
- ▶ Coded Systems P. 295

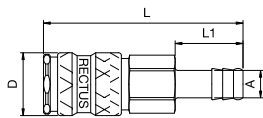
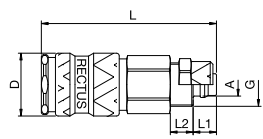
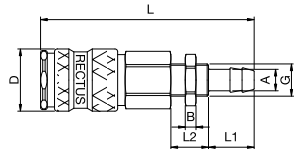
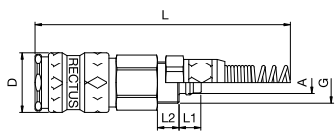
Couplings

RECTUS Series 25KA

	Connection A	Hex SW	L mm	D mm	L1 mm	L2 mm	Hex1 SW1	B mm	G mm	Version	Part Number	DS
<p>Male Thread</p>	R 1/4	19	60	23	12					Standard	25KA AK13 MPN	■
	R 3/8	19	60	23	12					Standard	25KA AK17 MPN	■
	R 1/2	22	61	23	17					Standard	25KA AK21 MPN	■
	M 14 x 1,5	19	59	23	10					Standard	25KA AD14 MPN	■
	M 16 x 1,5	19	60	23	11					Standard	25KA AD16 MPN	■
	M 18 x 1,5	19	60	23	11					Standard	25KA AD18 MPN	■
<p>Female Thread</p>	G 1/4	19	56	23	10					Standard	25KA IW13 MPN	■
	G 3/8	19	55	23	9					Standard	25KA IW17 MPN	■
	G 1/2	24	58	23	12					Standard	25KA IW21 MPN	■
	M 14 x 1,5	19	55	23	9					Standard	25KA IM14 MPN	■
	M 16 x 1,5	19	55	23	9					Standard	25KA IM16 MPN	■
	M 18 x 1,5	22	56	23	9					Standard	25KA IM18 MPN	■

Couplings


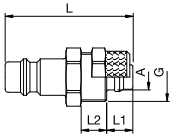
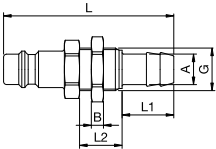
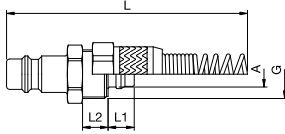
RECTUS Series 25KA

	Connection A	Hex SW	L mm	D mm	L1 mm	L2 mm	Hex1 SW1	B mm	G mm	Version	Part Number	DS
 <p>Hose Barb</p>	6 mm	19	74	23	25					Standard	25KA TF06 MPN	■
	8 mm	19	74	23	25					Standard	25KA TF08 MPN	■
	9 mm	19	74	23	25					Standard	25KA TF09 MPN	■
	10 mm	19	74	23	25					Standard	25KA TF10 MPN	■
	13 mm	19	74	23	25					Standard	25KA TF13 MPN	■
	6 mm Parker	19	69	23	20					Standard	25KA TP06 MPN	■□
	10 mm Parker	19	73	23	24					Standard	25KA TP10 MPN	■□
	13 mm Parker	19	76	23	28					Standard	25KA TP13 MPN	■□
 <p>Plastic Hose Connection</p>	6 x 8 mm	19	61	23	7	6				Standard	25KA KO08 MPN	■
	8 x 10 mm	19	65	23	9	8				Standard	25KA KO10 MPN	■□
	9 x 12 mm	19	65	23	9	8				Standard	25KA KO12 MPN	■□
 <p>Panel Mount, Hose Barb</p>	6 mm	19	76	23	17	10	17	4	M 12 x 1	Standard	25KA TS06 MPN	■□
	8 mm	19	80	23	17	14	17	4	M 12 x 1	Standard	25KA TS08 MPN	■□
	10 mm	19	87	23	25	14	17	4	G 1/4	Standard	25KA TS10 MPN	■□
 <p>Plastic Hose Connection with Spring Guard</p>	6 x 8 mm	19	144	23	7	6				Standard	25KA KK08 MPN	■□
	8 x 10 mm	19	155	23	9	8				Standard	25KA KK10 MPN	■□
	9 x 12 mm	19	162	23	9	8				Standard	25KA KK12 MPN	■□

DS = Delivery Status: ■ in stock

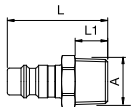
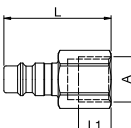
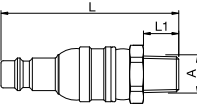
■□ on short call

□□ medium term delivery

	Connection A	Hex SW	L mm	D mm	L1 mm	L2 mm	Hex1 SW1	B mm	G mm	Version	Part Number	DS
 <p>Hose Barb</p>	6 mm		48	12	25					Standard	25SF TF06 SXZ	■
	8 mm		48	12	25					Standard	25SF TF08 SXZ	■
	9 mm		48	12	25					Standard	25SF TF09 SXZ	■
	10 mm		48	12	25					Standard	25SF TF10 SXZ	■
	13 mm		48	15	25					Standard	25SF TF13 SXZ	■
 <p>Plastic Hose Connection</p>	4 x 6 mm		34	12	7	6		M 10 x 1	Standard	26SF KO06 MXX	■	
										Nickel Plated	26SF KO06 MXN	■
	6 x 8 mm		34	12	7	6		M 10 x 1	Standard	26SF KO08 MXX	■	
										Nickel Plated	26SF KO08 MXN	■
	8 x 10 mm	17	42		9	8		M 16 x 1	Standard	26SF KO10 MXX	■	
										Nickel Plated	26SF KO10 MXN	■
 <p>Panel Mount, Hose Barb</p>	6 mm	14	56		17	14	17	4	M 12 x 1	Standard	26SF TS06 MXX	■
										Nickel Plated	26SF TS06 MXN	■
	8 mm	14	56		17	14	17	4	M 12 x 1	Standard	26SF TS08 MXX	■
										Nickel Plated	26SF TS08 MXN	■
 <p>Plastic Hose Connection with Spring Guard</p>	4 x 6 mm		111	12	7	6		M 10 x 1	Standard	26SF KK06 MXX	■	
										Nickel Plated	26SF KK06 MXN	■
	6 x 8 mm		120	12	7	6		M 10 x 1	Standard	26SF KK08 MXX	■	
										Nickel Plated	26SF KK08 MXN	■
	8 x 10 mm	17	132		9	8		M 16 x 1	Standard	26SF KK10 MXX	■	
										Nickel Plated	26SF KK10 MXN	■
	9 x 12 mm	17	139		9	8		M 16 x 1	Standard	26SF KK12 MXX	■	
									Nickel Plated	26SF KK12 MXN	■	

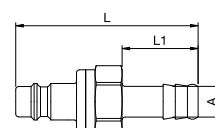
Plugs

RECTUS Series 25KA

	Connection A	Hex SW	L mm	D mm	L1 mm	L2 mm	Hex1 SW1	B mm	G mm	Version	Part Number	DS
 <p>Male Thread</p>	R 1/8	13	33		9					Standard	25SF AK10 SXZ	■
	R 1/4	14	36,5		12					Standard	25SF AK13 SXZ	■
	R 3/8	17	37		12					Standard	25SF AK17 SXZ	□
	R 1/2	22	43		17					Standard	25SF AK21 SXZ	□
	M 14 x 1,5	17	35		10					Standard	25SF AD14 SXZ	■
	M 16 x 1,5	19	36		10					Standard	25SF AD16 SXZ	■
	M 18 x 1,5	22	37		13					Standard	25SF AD18 SXZ	□
 <p>Female Thread</p>	G 1/8	14	30		5					Standard	25SF IW10 SXZ	■
	G 1/4	17	38,5		12					Standard	25SF IW13 SXZ	■
	G 3/8	19	39,5		12					Standard	25SF IW17 SXZ	□
	G 1/2	24	44		14					Standard	25SF IW21 SXZ	■
	M 14 x 1,5	17	33		8					Standard	25SF IM14 SXZ	■
	M 16 x 1,5	19	33		10					Standard	25SF IM16 SXZ	■
	M 18 x 1,5	22	36		13					Standard	25SF IM18 SXZ	□
 <p>Flex Joint, Male Thread</p>	R 1/4	17	64		11					Standard	25FA AK13 SPN	■

Recoil Eliminator

RECTUS Series 25KA

	Connection A	Hex SW	L mm	D mm	L1 mm	L2 mm	Hex1 SW1	B mm	G mm	Version	Part Number	DS	
 <p>Hose Barb</p>	6 mm	21	60	25						Standard	26SR TF06 MXX	□	
										Nickel Plated	26SR TF06 MXN	■	
	8 mm	21	60	25							Standard	26SR TF08 MXX	□
											Nickel Plated	26SR TF08 MXN	■
	9 mm	21	60	25							Standard	26SR TF09 MXX	■
											Nickel Plated	26SR TF09 MXN	■
	10 mm	21	60	25							Standard	26SR TF10 MXX	□
											Nickel Plated	26SR TF10 MXN	■
	13 mm	21	60	25							Standard	26SR TF13 MXX	■
											Nickel Plated	26SR TF13 MXN	■

DS = Delivery Status: ■ in stock

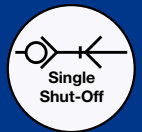
□ on short call

□ medium term delivery

1600KA



48 mm² = 7.8



Technical Description

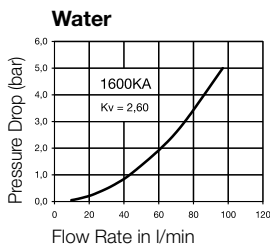
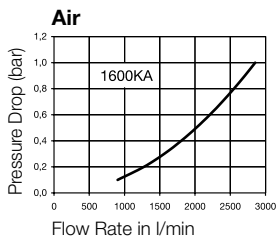
Rectus Tema premium industrial coupling – the know-how from both brands combined in one system. European standard profile. High grade valve technology with optimum flow performance and minimum coupling forces. Suitable for compressed air applications with above average air consumption.

Dust Caps (P. 323)

for coupling Part.-No. SK23S
for plug Part.-No. SK12S



Chart



Advantages

Single handed operation. High flow valve. Minimum coupling forces.

Interchangeability

RECTUS 25 + 26
RECTUS 1625
TEMA 1600
CEJN 320
JWL 520 + JWL 530
various German products

Material

Coupling

Back Body
Valve Body
Sleeve
Valve
Spring
Locking Ring and
Locking Balls
Seals

Plug

Plug

Working Pressure

PB = 35 bar, maximum static working pressure with safety factor of 4 to 1.

Working Temperature*

-20°C bis +100°C (NBR)
-40°C bis +120°C (EPDM)
-15°C bis +200°C (FKM)
depending on the medium.

*At a temperature below -20°C and above +100°C special seals are available on request.

Standard

Brass, Nickel Plated
Steel, QPQ treated
Brass, Nickel Plated
Brass
AISI 301
AISI 420

NBR

Steel Hardened and
Zinc-Plated



actual size

You will find the following alternative versions in our current catalogue on page:

- ▶ Stainless Steel P. 180
- ▶ Safety Self-Venting P. 280

Couplings

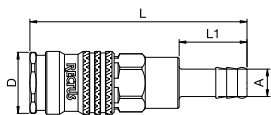
RECTUS Series 1600KA

	Connection A	Hex SW	L mm	D mm	L1 mm	L2 mm	Hex1 SW1	B mm	G mm	Version	Part Number	DS
<p>Male Thread</p>	R 1/4	19	65	23	12					Standard	1600KA AK13 SPN	■
	R 3/8	19	65	23	12					Standard	1600KA AK17 SPN	■
	R 1/2	22	59,5	23	17					Standard	1600KA AK21 SPN	■
<p>Female Thread</p>	G 1/4	19	59	23	9					Standard	1600KA IW13 SPN	■
	G 3/8	19	59	23	9					Standard	1600KA IW17 SPN	■
	G 1/2	24	62	23	12					Standard	1600KA IW21 SPN	■

Couplings

RECTUS Series 1600KA

Connection A	Hex SW	L mm	D mm	L1 mm	L2 mm	Hex1 SW1	B mm	G mm	Version	Part Number	DS
6 mm	19	80	23	25					Standard	1600KA TF06 SPN	■
8 mm	19	80	23	25					Standard	1600KA TF08 SPN	■
9 mm	19	80	23	25					Standard	1600KA TF09 SPN	■
10 mm	19	80	23	25					Standard	1600KA TF10 SPN	■
13 mm	19	80	23	25					Standard	1600KA TF13 SPN	■

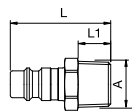


Hose Barb

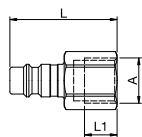
Plugs

RECTUS Series 25SF

Connection A	Hex SW	L mm	D mm	L1 mm	L2 mm	Hex1 SW1	B mm	G mm	Version	Part Number	DS
R 1/8	13	33		9					Standard	25SF AK10 SXZ	■
R 1/4	14	37		12					Standard	25SF AK13 SXZ	■
R 3/8	17	37		12					Standard	25SF AK17 SXZ	□
R 1/2	22	43		17					Standard	25SF AK21 SXZ	□
G 1/8	14	30		7					Standard	25SF IW10 SXZ	■
G 1/4	17	38,5		9					Standard	25SF IW13 SXZ	■
G 3/8	19	39,5		9					Standard	25SF IW17 SXZ	□
G 1/2	24	44		12					Standard	25SF IW21 SXZ	■



Male Thread

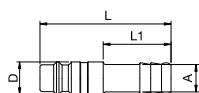


Female Thread

Plugs

RECTUS Series 25SF

Connection A	Hex SW	L mm	D mm	L1 mm	L2 mm	Hex1 SW1	B mm	G mm	Version	Part Number	DS
6 mm		48	12	25					Standard	25SF TF06 SXZ	■
8 mm		48	12	25					Standard	25SF TF08 SXZ	■
9 mm		48	12	25					Standard	25SF TF09 SXZ	■
10 mm		48	12	25					Standard	25SF TF10 SXZ	■
13 mm		48	15	25					Standard	25SF TF13 SXZ	■



Hose Barb

DS = Delivery Status: ■ in stock

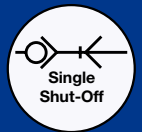
□ on short call

□ medium term delivery

1625KA



48 mm² = 7.8



Technical Description

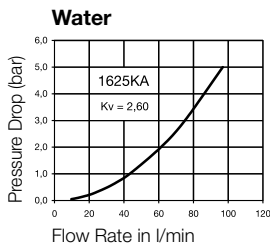
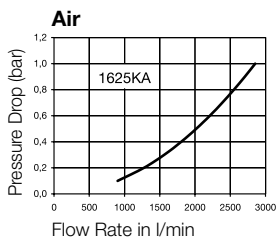
Rectus Tema premium industrial coupling – the know-how from both brands combined in one system. European standard profile. High grade valve technology with optimum flow performance and minimum coupling forces. Extremely robust 2-component thermoplastic sleeve. Suitable for compressed air applications with above average air consumption.

Dust Caps (P. 323)

for coupling Part.-No. SK23S
for plug Part.-No. SK12S



Chart



Advantages

Single handed operation. High flow valve. Minimum coupling forces.

Interchangeability

RECTUS 25 + 26
RECTUS 1600
TEMA 1600
CEJN 320
JWL 520 + JWL 530
various German products

Working Pressure

PB = 35 bar, maximum static working pressure with safety factor of 4 to 1.

Working Temperature*

-20°C bis +40°C (NBR)
-20°C bis +40°C (EPDM)
-20°C bis +40°C (FKM)
depending on the medium.

*At a temperature below -20°C and above 40°C special seals are available on request.

Material

Coupling

Back Body
Valve Body
Sleeve
Valve
Spring
Locking Ring and Locking Balls
Seals

Standard

Brass, Nickel Plated Steel, QPQ treated
PA6 + TPE
Brass
AISI 301
AISI 420

NBR

Plug

Plugs

Steel Hardened and Zinc-Plated

actual size



You will find the following alternative versions in our current catalogue on page:

- ▶ Stainless Steel P. 180
- ▶ Safety Self-Venting P. 280

Couplings

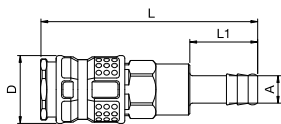
RECTUS Series 1625KA

	Connection A	Hex SW	L mm	D mm	L1 mm	L2 mm	Hex1 SW1	B mm	G mm	Version	Part Number	DS
<p>Male Thread</p>	R 1/4	19	65	26	12					Standard	1625KA AK13 SPN	■
	R 3/8	19	65	26	12					Standard	1625KA AK17 SPN	■
	R 1/2	22	59,5	26	17					Standard	1625KA AK21 SPN	■
<p>Female Thread</p>	G 1/4	19	59	26	9					Standard	1625KA IW13 SPN	■
	G 3/8	19	59	26	9					Standard	1625KA IW17 SPN	■
	G 1/2	24	62	26	12					Standard	1625KA IW21 SPN	■

Couplings

RECTUS Series 1625KA

Connection A	Hex SW	L mm	D mm	L1 mm	L2 mm	Hex1 SW1	B mm	G mm	Version	Part Number	DS
6 mm	19	80	26	25					Standard	1625KA TF06 SPN	■
8 mm	19	80	26	25					Standard	1625KA TF08 SPN	■
9 mm	19	80	26	25					Standard	1625KA TF09 SPN	■
10 mm	19	80	26	25					Standard	1625KA TF10 SPN	■
13 mm	19	80	26	25					Standard	1625KA TF13 SPN	■

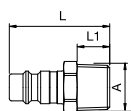


Hose Barb

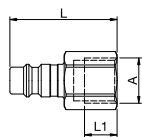
Plugs

RECTUS Series 25SF

Connection A	Hex SW	L mm	D mm	L1 mm	L2 mm	Hex1 SW1	B mm	G mm	Version	Part Number	DS
R 1/8	13	33		9					Standard	25SF AK10 SXZ	■
R 1/4	14	37		12					Standard	25SF AK13 SXZ	■
R 3/8	17	37		12					Standard	25SF AK17 SXZ	□
R 1/2	22	43		17					Standard	25SF AK21 SXZ	□
G 1/8	14	30		7					Standard	25SF IW10 SXZ	■
G 1/4	17	38,5		9					Standard	25SF IW13 SXZ	■
G 3/8	19	39,5		9					Standard	25SF IW17 SXZ	□
G 1/2	24	44		12					Standard	25SF IW21 SXZ	■



Male Thread

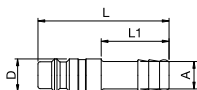


Female Thread

Plugs

RECTUS Series 25SF

Connection A	Hex SW	L mm	D mm	L1 mm	L2 mm	Hex1 SW1	B mm	G mm	Version	Part Number	DS
6 mm		48	12	25					Standard	25SF TF06 SXZ	■
8 mm		48	12	25					Standard	25SF TF08 SXZ	■
9 mm		48	12	25					Standard	25SF TF09 SXZ	■
10 mm		48	12	25					Standard	25SF TF10 SXZ	■
13 mm		48	15	25					Standard	25SF TF13 SXZ	■

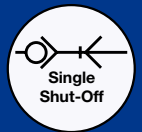


Hose Barb

DS = Delivery Status: ■ in stock

□ on short call

□ medium term delivery



Technical Description

Steel industrial coupling with high flow performance due to UltraFlo technology. Interchangeable with Atlas Copco profile. Specially suited to use with gaseous media in industry.

Advantages

Single handed operation. Extremely high flow performance from optimum valve design.

Working Pressure

PB = 35 bar, maximum static working pressure with safety factor of 4 to 1.

Working Temperature*

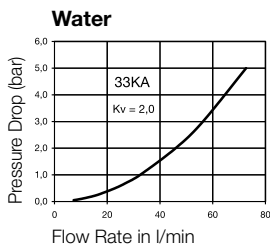
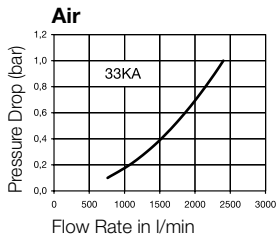
-20°C up to +100°C (NBR)
-40°C up to +120/150°C (EPDM)
-15°C up to +200°C (FKM)
depending on the medium.

* At a temperature below -20°C and above +100°C special seals are available on request.

Interchangeability

Atlas Copco QIC 10

Chart



Material

Coupling

- Back Body
- Valve Body
- Sleeve
- Valve
- Inner Sleeve
- Spring Plate
- Spring and Locking Ring
- Locking Balls
- Seals

Plug

Plug

Standard

- Brass, Nickel Plated
- Steel, Zinc Plated
- Steel Hardened, Nickel Plated
- Brass
- Brass
- Brass
- AISI 301
- AISI 420
- NBR

Steel Hardened, Zinc-Plated

actual size



Couplings

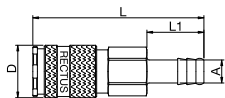
RECTUS Series 33KA

	Connection A	Hex SW	L mm	D mm	L1 mm	L2 mm	Hex1 SW1	B mm	G mm	Version	Part Number	DS
<p>Male Thread</p>	R 1/4	19	60	23	12					Standard	33KA AK13 SPN	■
	R 3/8	19	59	23	12					Standard	33KA AK17 SPN	■
	R 1/2	22	60	23	17					Standard	33KA AK21 SPN	■
<p>Female Thread</p>	G 1/4	19	55	23	10					Standard	33KA IW13 SPN	■
	G 3/8	19	54	23	9					Standard	33KA IW17 SPN	■
	G 1/2	24	57	23	12					Standard	33KA IW21 SPN	■

Couplings

RECTUS Series 33KA

Connection A	Hex SW	L mm	D mm	L1 mm	L2 mm	Hex1 SW1	B mm	G mm	Version	Part Number	DS
6 mm	19	73	23	25					Standard	33KA TF06 SPN	■
8 mm	19	73	23	25					Standard	33KA TF08 SPN	■
10 mm	19	73	23	25					Standard	33KA TF10 SPN	■
13 mm	19	73	23	25					Standard	33KA TF13 SPN	■

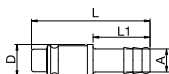


Hose Barb

Plugs

RECTUS Series 33KA

Connection A	Hex SW	L mm	D mm	L1 mm	L2 mm	Hex1 SW1	B mm	G mm	Version	Part Number	DS
6 mm		52	14	25					Standard	33SF TF06 SXN	■
8 mm		52	14	25					Standard	33SF TF08 SXN	■
10 mm		52	15	25					Standard	33SF TF10 SXN	■
13 mm		52	15	25					Standard	33SF TF13 SXN	■

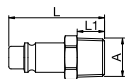


Hose Barb

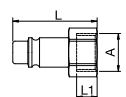
Plugs

RECTUS Series 33KA

Connection A	Hex SW	L mm	D mm	L1 mm	L2 mm	Hex1 SW1	B mm	G mm	Version	Part Number	DS
R 1/8	14	40		9					Standard	33SF AK10 SXN	■
R 1/4	14	42		12					Standard	33SF AK13 SXN	■
R 3/8	17	42		12					Standard	33SF AK17 SXN	■
R 1/2	22	47		17					Standard	33SF AK21 SXN	■
G 1/8	14	34		7					Standard	33SF IW10 SXN	■
G 1/4	17	37		9					Standard	33SF IW13 SXN	■
G 3/8	17	37		9					Standard	33SF IW17 SXN	■
G 1/2	24	42		12					Standard	33SF IW21 SXN	■



Male Thread

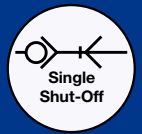


Female Thread

DS = Delivery Status: ■ in stock

□ on short call

□ medium term delivery



Technical Description

Extremely high flow values from UltraFlo technology. Optimum plug design due to greater insert depth and 6-way ball locking.

Advantages

Single handed operation. Optimum plug locking. Limited pressure loss. High flow valve.

Working Pressure

PB = 35 bar, maximum static working pressure with safety factor of 4 to 1.

Working Temperature*

-20°C up to +100°C (NBR) depending on the medium.

* At a temperature below -20°C and above +100°C special seals are available on request.

Dust Caps (P. 323)

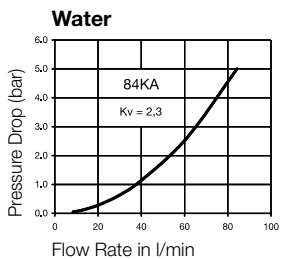
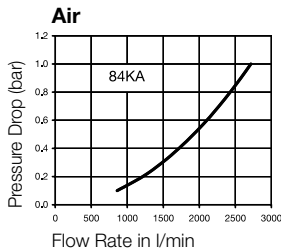
for coupling Part.-No. SK27S
for plug Part.-No. SK12S



Interchangeability

ISO 6150 C

Chart



Material

Coupling

Back Body
Valve Body
Sleeve
Valve
Inner Sleeve
Spring Plate
Spring and Locking Ring
Locking Balls
Seals

Plug

Plug

Standard

Brass, Nickel Plated
Steel, Nickel Plated
Steel Hardened, Nickel Plated
Brass
Brass
Brass
AISI 301
AISI 420
NBR

Steel Hardened, Nickel Plated

80% of actual size



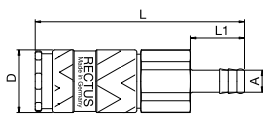
Couplings

RECTUS Series 84KA

	Connection A	Hex SW	L mm	D mm	L1 mm	L2 mm	Hex1 SW1	B mm	G mm	Version	Part Number	DS
<p>Male Thread</p>	G 1/4	27	83	29	12					Standard	84KA AW13 SPN	<input type="checkbox"/>
	G 3/8	27	83	29	12					Standard	84KA AW17 SPN	<input type="checkbox"/>
	G 1/2	27	83	29	15					Standard	84KA AW21 SPN	<input type="checkbox"/>
<p>Female Thread</p>	G 3/8	27	81	29	14					Standard	84KA IW17 SPN	<input type="checkbox"/>

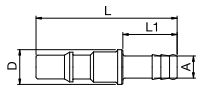
Couplings

RECTUS Series 84KA

	Connection A	Hex SW	L mm	D mm	L1 mm	L2 mm	Hex1 SW1	B mm	G mm	Version	Part Number	DS
 <p>Hose Barb</p>	8 mm	27	97	29	25					Standard	84KA TF08 SPN	☐
	9 mm	27	97	29	25					Standard	84KA TF09 SPN	☐
	10 mm	27	97	29	25					Standard	84KA TF10 SPN	☐
	13 mm	27	97	29	25					Standard	84KA TF13 SPN	☐
	16 mm	27	97	29	25					Standard	84KA TF16 SPN	☐

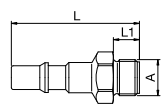
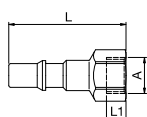
Plugs

RECTUS Series 84KA

	Connection A	Hex SW	L mm	D mm	L1 mm	L2 mm	Hex1 SW1	B mm	G mm	Version	Part Number	DS
 <p>Hose Barb</p>	8 mm		65	16	25					Standard	84SF TF08 SXN	☐
	9 mm		65	16	25					Standard	84SF TF09 SXN	☐
	10 mm		65	16	25					Standard	84SF TF10 SXN	■
	13 mm		65	16	25					Standard	84SF TF13 SXN	■
	16 mm		65	16	25					Standard	84SF TF16 SXN	■

Plugs

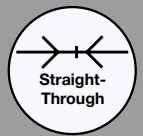
RECTUS Series 84KA

	Connection A	Hex SW	L mm	D mm	L1 mm	L2 mm	Hex1 SW1	B mm	G mm	Version	Part Number	DS
 <p>Male Thread</p>	G 1/4	17	57		12					Standard	84SF AW13 SXN	■
	G 3/8	21	59		12					Standard	84SF AW17 SXN	■
	G 1/2	21	64		15					Standard	84SF AW21 SXN	■
 <p>Female Thread</p>	G 1/4	17	53		9					Standard	84SF IW13 SXN	■
	G 3/8	19	54		9					Standard	84SF IW17 SXN	■

DS = Delivery Status: ■ in stock

☐ on short call

☐ medium term delivery



Technical Description

Modular coupling and plug without an integrated locking system for installation in multi-coupling systems (Series 08). Special coupling body Teflon coating giving greater robustness, lower coupling forces, and resistance to liquid media.

Interchangeability

RECTUS Design

Working Pressure

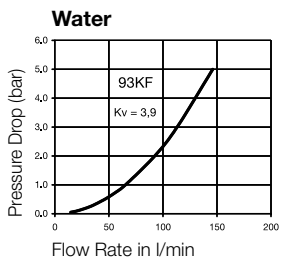
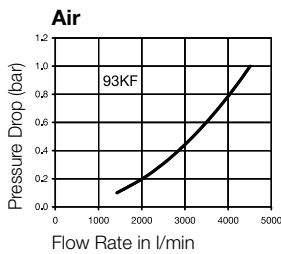
PB = 15 bar, maximum static working pressure with safety factor of 4 to 1.

Working Temperature*

-15°C up to +100°C (NBR)
 -30°C up to +120/150°C (EPDM)
 -15°C up to +200°C (FKM*)
 0°C up to +316°C (FFKM*)
 depending on the medium.

*At a temperature below -15°C and above +200°C special seals are available on request.

Chart



Material

Coupling

Back Body
 Valve Body
 Valve
 Spring and Locking Ring
 Seals

Standard

Brass, Nickel Plated
 Steel Hardened and teflonized
 Brass
 AISI 301
 FKM

Plug

Plug Profile
 Back Body
 Valve
 Spring and Locking Ring
 Seal

Steel Hardened and teflonized
 Brass, Nickel Plated
 Brass
 AISI 301
 FKM



75% of actual size

You will find the following alternative versions in our current catalogue on page:

► Brass/Steel Dry-Break P. 162

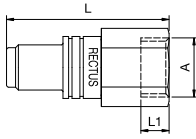
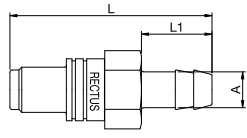
Couplings

RECTUS Series 93KF

	Connection A	Hex SW	L mm	D mm	L1 mm	L2 mm	Hex1 SW1	B mm	G mm	Version	Part Number	DS
<p>Female Thread</p>	G 1/2	24	48		10,1					Standard	93KF IW21 SVN	■
<p>Hose Barb</p>	13 mm	24	62		17					Standard	93KF TF13 SVN	■

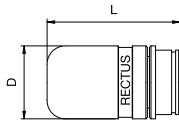
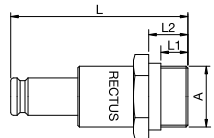
Valved Plugs

RECTUS Series 93KF

	Connection A	Hex SW	L mm	D mm	L1 mm	L2 mm	Hex1 SW1	B mm	G mm	Version	Part Number	DS
 <p>Female Thread</p>	G 1/2	24	57,5		10,1					Standard	93SF IW21 SXN	■
 <p>Hose Barb</p>	13 mm	24	68,5		25					Standard	93SF TF13 SXN	■□

Locking Coupling and Bolt

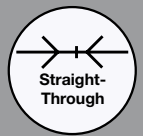
RECTUS Series 93KF

	Connection A	Hex SW	L mm	D mm	L1 mm	L2 mm	Hex1 SW1	B mm	G mm	Version	Part Number	DS
 <p>Locking Couplings</p>			45								94KX	■
 <p>Locking Bolts</p>		24	58		13						94SX	■

DS = Delivery Status: ■ in stock

■□ on short call

□ medium term delivery



Technical Description

Multi-coupling system as plate or individual components for connecting hose combinations. Special coupling body Teflon coating giving greater robustness, lower coupling forces, and resistance to liquid media. The standard version consists of a floating plate fitted with 8 quick connect couplings, 2 handles and 2 locking couplings as well as a fixed plate fitted with 8 plugs and 2 locking bolts. The layout is asymmetrical to avoid mixing up the circulation systems.

Advantages

The safety locking system prevents unintentional disconnection.

Interchangeability

RECTUS Design

Material Coupling

- Plate with 2 Handles
- 8 Multi Couplings
 - Back Body
 - Valve Body
 - Inner Parts
 - Springs
 - Seals
 - Locking Rings
- 2 Locking Couplings

Plug

- Plate
- 8 Multi-Plugs
 - Back Body
 - Plug
 - Inner Parts
 - Springs
 - Seals
 - Locking Rings
- 2 Locking Bolts

Working Pressure

PB = 15 bar, maximum static working pressure with safety factor of 4 to 1.

Working Temperature*

- 20°C up to +100°C (NBR)
- 40°C up to +120/150°C (EPDM)
- 15°C up to +200°C (FKM)
- 0°C up to 316°C (FFKM)

*At a temperature below -15°C and above +200°C special seals are available on request.

Standard

- Aluminium, elox.
- Brass, Nickel Plated
- Steel Hardened DNC-PTFE-coated
- Brass
- AISI 301
- FKM
- AISI 301
- Steel Hardened, Nickel Plated

- Aluminium, elox.
- Brass, Nickel Plated
- Steel Hardened DNC-PTFE-coated
- Brass
- AISI 301
- FKM
- AISI 301
- Steel Hardened, Nickel Plated



You will find the following alternative versions in our current catalogue on page:

► Brass/Steel Dry-Break P. 164

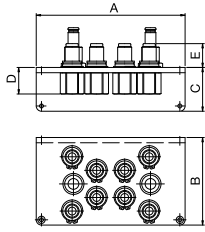
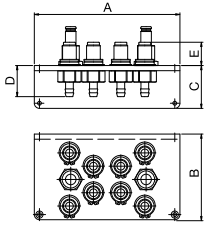
Couplings

RECTUS Series 08KF

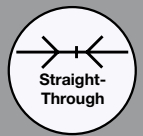
	Connection A	A	B	C	D	E	F	G	H	L	Version	Part Number	DS
		mm	mm	mm	mm	mm	mm	mm	mm	mm			
<p>Female Thread</p>	G 1/2	170	100	50	29	18					Standard	08KF IW21 SVN	<input type="checkbox"/>
<p>Hose Barb</p>	13 mm	170	100	50	42	18					Standard	08KF TF13 SVN	<input type="checkbox"/>

Plugs

RECTUS Series 08KF

	Connection A	A mm	B mm	C mm	D mm	E mm	F mm	G mm	H mm	L mm	Version	Part Number	DS	
 <p>Female Thread</p>	G 1/2	170	100	50	29	46					Standard	08SF IW21 SXN	■ □	
 <p>Hose Barb</p>	13 mm	170	100	50	42	46					Standard	08SF TF13 SXN	■ □	

DS = Delivery Status: ■ in stock ■ □ on short call □ medium term delivery



Technical Description

Brass coupling without valve. Application area for pressures up to 150 bar. Especially suitable for applications with non-aggressive liquids.

Advantages

Anti-corrosive. High flow. Minimum pressure drop.

Working Pressure

PB = 150 bar, maximum static working pressure with safety factor of 4 to 1.

Interchangeability

PARKER
HANSEN

Working Temperature*

-20°C up to +100°C (NBR)
-40°C up to +120/150°C (EPDM)
-15°C up to +200°C (FKM)
depending on the medium.

* At a temperature below -20°C and above +100°C special seals are available on request.


Material

Coupling

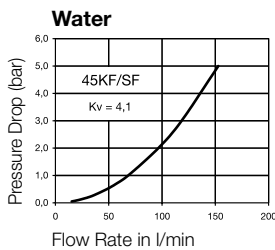
Back Body
Sleeve
Spring and Locking Rings
Locking Balls
Seals

Standard

Brass
Brass
AISI 301
AISI 420
NBR



Chart



Plug

Plug

Steel Hardened, Nickel Plated

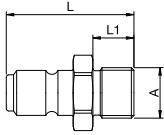
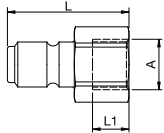
Couplings

RECTUS Series 45KF

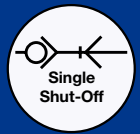
	Connection A	Hex SW	L mm	D mm	L1 mm	L2 mm	Hex1 SW1	B mm	G mm	Version	Part Number	DS
<p>Male Thread</p>	G 1/4	24	43	28	13,5					Standard	45KF AW13 MPX	■
	G 3/8	24	43	28	13,5					Standard	45KF AW17 MPX	■
	G 1/4	24	37	28	13,5					Standard	45KF IW13 MPX	■
<p>Female Thread</p>	G 3/8	24	37	28	14					Standard	45KF IW17 MPX	■

Plugs

RECTUS Series 45KF

	Connection A	Hex SW	L mm	D mm	L1 mm	L2 mm	Hex1 SW1	B mm	G mm	Version	Part Number	DS
 <p>Male Thread</p>	G 1/4	19	42		13,5					Standard	45SF AW13 SXN	■
	G 3/8	22	42		13,5					Standard	45SF AW17 SXN	■
 <p>Female Thread</p>	G 1/4	19	40		14					Standard	45SF IW13 SXN	□
	G 3/8	22	40		14					Standard	45SF IW17 SXN	■

DS = Delivery Status: ■ in stock □ on short call □ medium term delivery



Technical Description

3/8" US steel coupling system conforming to US Mil. Spec 4109. Robust design, steel valve bodies. Optimum plug design due to greater insert depth.

Advantages

Steel valve body for robust applications.

Interchangeability

Industrial. Interchange 3/8"
US-MIL-SPEC-C-4109
ISO 6150 B
GROMELLE 900
ARO
HANSEN 4000
PARKER 30 3/8"

Working Pressure

PB = 35 bar, maximum static working pressure with safety factor of 4 to 1.

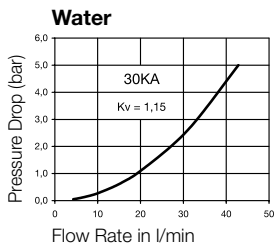
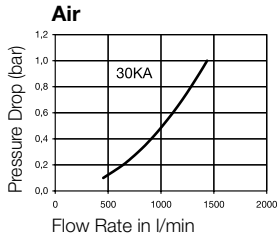
Working Temperature*

-20°C up to +100°C (NBR)
-40°C up to +120/150°C (EPDM)
-15°C up to +200°C (FKM)
depending on the medium.

*At a temperature below -20°C and above +100°C special seals are available on request.



Chart



Material

Coupling

Back Body
Valve Body

Sleeve
Valve

Spring and Locking Ring
Pins
Seals

Plug

Plug

Standard

Brass
Steel, Zinc
Chromatized

Brass
Brass
AISI 301
AISI 420
NBR

Steel Hardened, Nickel Plated

Nickel Plated

Brass, Nickel Plated
Steel, Zinc
Chromatized

Brass, Nickel Plated
Brass
AISI 301
AISI 420
NBR

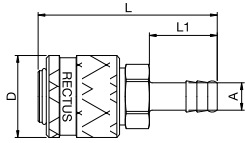
Couplings

RECTUS Series 30KA

	Connection A	Hex SW	L mm	D mm	L1 mm	L2 mm	Hex1 SW1	B mm	G mm	Version	Part Number	DS
<p>Male Thread</p>	G 1/4	22	49	30	9					Standard	30KA AW13 SPX	■
										Nickel Plated	30KA AW13 SPN	■
	G 3/8	22	49	30	9					Standard	30KA AW17 SPX	■
										Nickel Plated	30KA AW17 SPN	■
<p>Female Thread</p>	G 1/2	22	52	30	12					Standard	30KA AW21 SPX	■
										Nickel Plated	30KA AW21 SPN	■
	G 1/4	22	49	30	11					Standard	30KA IW13 SPX	■
										Nickel Plated	30KA IW13 SPN	■
	G 3/8	22	49	30	9					Standard	30KA IW17 SPX	■
										Nickel Plated	30KA IW17 SPN	■
	G 1/2	22	52	30	12					Standard	30KA IW21 SPX	■
										Nickel Plated	30KA IW21 SPN	■

Couplings

RECTUS Series 30KA

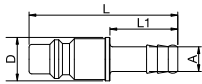


Hose Barb

Connection A	Hex SW	L mm	D mm	L1 mm	L2 mm	Hex1 SW1	B mm	G mm	Version	Part Number	DS
6 mm	21	66	30	25					Standard	30KA TF06 SPX	■ □
									Nickel Plated	30KA TF06 SPN	■ □
8 mm	21	66	30	25					Standard	30KA TF08 SPX	■ □
									Nickel Plated	30KA TF08 SPN	■ □
10 mm	21	66	30	25					Standard	30KA TF10 SPX	■ □
									Nickel Plated	30KA TF10 SPN	■ □
13 mm	21	66	30	25					Standard	30KA TF13 SPX	■ □
									Nickel Plated	30KA TF13 SPN	■ □

Plugs

RECTUS Series 30KA

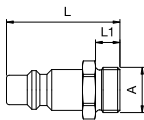


Hose Barb

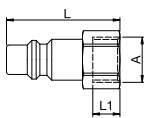
Connection A	Hex SW	L mm	D mm	L1 mm	L2 mm	Hex1 SW1	B mm	G mm	Version	Part Number	DS
6 mm		55	16	25					Standard	30SF TF06 SXN	■
8 mm		55	16	25					Standard	30SF TF08 SXN	■
10 mm		55	16	25					Standard	30SF TF10 SXN	■
13 mm		55	16	25					Standard	30SF TF13 SXN	■

Plugs

RECTUS Series 30KA



Male Thread



Female Thread

Connection A	Hex SW	L mm	D mm	L1 mm	L2 mm	Hex1 SW1	B mm	G mm	Version	Part Number	DS
G 1/4	17	42		9					Standard	30SF AW13 SXN	■
G 3/8	19	42		9					Standard	30SF AW17 SXN	■
G 1/2	24	46		12					Standard	30SF AW21 SXN	■
G 1/4	17	40		10					Standard	30SF IW13 SXN	■
G 3/8	19	42		10					Standard	30SF IW17 SXN	■
G 1/2	24	43		12					Standard	30SF IW21 SXN	■

DS = Delivery Status: ■ in stock

□ on short call

□ medium term delivery



Technical Description

Brass coupling system produced for raw applications. Ergonomic sleeve design prevents dirt on the valve body. The system is suitable for use with non-aggressive liquid media.

Advantages

Single handed operation.
Anti-corrosive.

Working Pressure

PB = 35 bar, maximum static working pressure with safety factor of 4 to 1.

Interchangeability

ARO 310
ORION 44520
ORION 44530

Working Temperature*

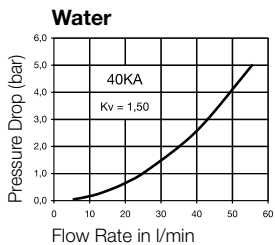
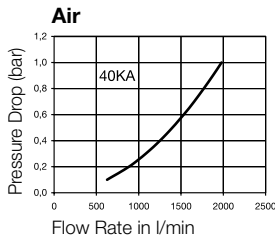
-20°C up to +100°C (NBR)
-40°C up to +120/150°C (EPDM)
-15°C up to +200°C (FKM)
depending on the medium

*At a temperature below -20°C and above +100°C special seals are available on request.

90% of actual size



Chart



Material

Coupling

Back Body
Valve Body
Sleeve
Valve
Spring and Locking Ring
Pins
Seals

Standard

Brass
Brass
Brass
Brass
AISI 301
AISI 420
NBR

Nickel Plated

Brass, Nickel Plated
Brass, Nickel Plated
Brass, Nickel Plated
Brass
AISI 301
AISI 420
NBR

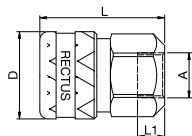
Plug

Plug
Steel Hardened, Nickel Plated

Couplings

RECTUS Series 40KA

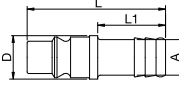
Connection A	Hex SW	L mm	D mm	L1 mm	L2 mm	Hex1 SW1	B mm	G mm	Version	Part Number	DS
G 3/8	27	46	32	10					Standard	40KA IW17 MPX	■
									Nickel Plated	40KA IW17 MPN	■□
G 1/2	27	46	32	11					Standard	40KA IW21 MPX	■
									Nickel Plated	40KA IW21 MPN	■



Female Thread

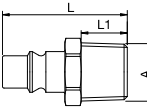
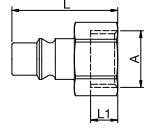
Plugs

RECTUS Series 40KA

	Connection A	Hex SW	L mm	D mm	L1 mm	L2 mm	Hex1 SW1	B mm	G mm	Version	Part Number	DS
 <p>Hose Barb</p>	6 mm		51	16	25					Standard	40SF TF06 SXN	■
	8 mm		51	16	25					Standard	40SF TF08 SXN	■
	10 mm		51	16	25					Standard	40SF TF10 SXN	■
	13 mm		51	16	25					Standard	40SF TF13 SXN	■
	19 mm		51	21	25					Standard	40SF TF19 SXN	■

Plugs

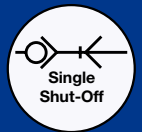
RECTUS Series 40KA

	Connection A	Hex SW	L mm	D mm	L1 mm	L2 mm	Hex1 SW1	B mm	G mm	Version	Part Number	DS
 <p>Male Thread</p>	R 3/8	16	40		12					Standard	40SF AK17 SXN	■
	R 1/2	16	46		17					Standard	40SF AK21 SXN	■
	R 3/4	16	51		19					Standard	40SF AK26 SXN	■
 <p>Female Thread</p>	G 3/8	19	35		9					Standard	40SF IW17 SXN	■
	G 1/2	24	39		12					Standard	40SF IW21 SXN	■

DS = Delivery Status: ■ in stock

■ on short call

■ medium term delivery



Technical Description

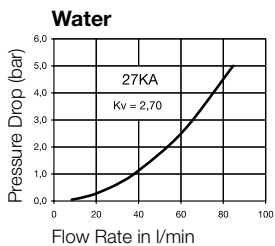
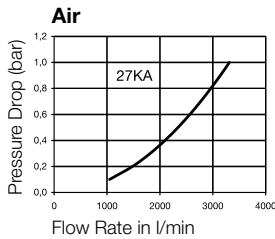
1/2" European industrial profile with UltraFlo technology. High flow performance. Notable for robust design with steel sleeve in use with large pneumatic consumers. Also available in brass.

Dust Caps (P. 323)

for coupling Part.-No. SK27S
for plug Part.-No. SK16S



Chart



Advantages

Single handed operation. Low pressure drop. No damage to the valve body from binding design. High flow valve.

Interchangeability

RECTUS 41
RECTUS 1700
RECTUS 1727
TEMA 1700
CEJN 410

Material

Coupling

Back Body
Valve Body
Sleeve
Valve
Inner Sleeve
Spring Plate
Spring and Locking Ring
Locking Balls
Seals

Plug

Plug

Working Pressure

PB = 35 bar, maximum static working pressure with safety factor of 4 to 1.

Working Temperature*

-20°C up to +100°C (NBR)
-40°C up to +120/150°C (EPDM)
-15°C up to +200°C (FKM*)
0°C up to +316°C (FFKM*)
depending on the medium.

*At a temperature below -20°C and above +100°C special seals are available on request.

Standard

Brass, Nickel Plated
Brass, Nickel Plated
Steel Hardened, Nickel Plated
Brass
Brass
Brass
AISI 301
AISI 420
NBR

Steel Hardened, Nickel Plated



You will find the following alternative versions in our current catalogue on page:

- ▶ Brass/Steel Double Shut-off P. 139
- ▶ Stainless Steel P. 184
- ▶ Safety Self-Venting P. 282

Couplings

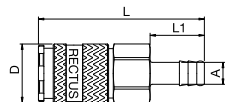
RECTUS Series 27KA

	Connection A	Hex SW	L mm	D mm	L1 mm	L2 mm	Hex1 SW1	B mm	G mm	Version	Part Number	DS
<p>Male Thread</p>	R 1/4	24	63	27	12					Standard	27KA AK13 MPN	■
	R 3/8	24	63	27	12					Standard	27KA AK17 MPN	■
	R 1/2	24	65	27	17					Standard	27KA AK21 MPN	■
	R 3/4	27	65	27	17					Standard	27KA AK26 MPN	■
<p>Female Thread</p>	G 1/4	24	56	27	10					Standard	27KA IW13 MPN	■
	G 3/8	24	56	27	11					Standard	27KA IW17 MPN	■
	G 1/2	24	56	27	12					Standard	27KA IW21 MPN	■
	G 3/4	27	60	27	16					Standard	27KA IW26 MPN	■

Couplings

RECTUS Series 27KA

Connection A	Hex SW	L mm	D mm	L1 mm	L2 mm	Hex1 SW1	B mm	G mm	Version	Part Number	DS
6 mm	24	76	27	25					Standard	27KA TF06 MPN	■ □
8 mm	24	76	27	25					Standard	27KA TF08 MPN	■ □
9 mm	24	76	27	25					Standard	27KA TF09 MPN	■
10 mm	24	76	27	25					Standard	27KA TF10 MPN	■
13 mm	24	76	27	25					Standard	27KA TF13 MPN	■
16 mm	24	76	27	20					Standard	27KA TF16 MPN	■
19 mm	24	76	27	25					Standard	27KA TF19 MPN	■

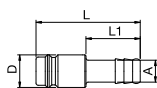


Hose Barb

Plugs

RECTUS Series 27KA

Connection A	Hex SW	L mm	D mm	L1 mm	L2 mm	Hex1 SW1	B mm	G mm	Version	Part Number	DS
6 mm		48	15	25					Standard	27SF TF06 SXN	■
8 mm		48	15	25					Standard	27SF TF08 SXN	■
9 mm		48	15	25					Standard	27SF TF09 SXN	■
10 mm		48	15	25					Standard	27SF TF10 SXN	■
13 mm		48	15	25					Standard	27SF TF13 SXN	■
16 mm		48	18	25					Standard	27SF TF16 SXN	■
19 mm		49	21	25					Standard	27SF TF19 SXN	■

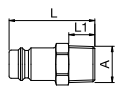


Hose Barb

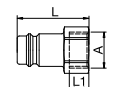
Plugs

RECTUS Series 27KA

Connection A	Hex SW	L mm	D mm	L1 mm	L2 mm	Hex1 SW1	B mm	G mm	Version	Part Number	DS
R 1/4	17	40		12					Standard	27SF AK13 SXN	■
R 3/8	17	40		12					Standard	27SF AK17 SXN	■
R 1/2	22	45		17					Standard	27SF AK21 SXN	■
R 3/4	27	48		19					Standard	27SF AK26 SXN	■
G 1/4	17	33		9					Standard	27SF IW13 SXN	■
G 3/8	19	33		12					Standard	27SF IW17 SXN	■
G 1/2	24	37		12					Standard	27SF IW21 SXN	■
G 3/4	32	42		16					Standard	27SF IW26 SXN	■



Male Thread

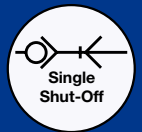


Female Thread

DS = Delivery Status: ■ in stock

■ □ on short call

□ medium term delivery



Technical Description

Premium industrial coupling in nominal diameter 10 with high grade valve technology and unprecedented flow values and minimum coupling forces. Especially suited to compressed air applications with above average air consumption.

Dust Caps (P. 323)

for coupling Part.-No. SK27S
for plug Part.-No. SK16S



Advantages

Single handed operation.
High flow valve. Minimum coupling forces.

Interchangeability

RECTUS 27
RECTUS 1727
TEMA 1700
CEJN 410

Working Pressure

PB = 35 bar, maximum static working pressure with safety factor of 4 to 1.

Working Temperature*

-20°C up to +100°C (NBR)
-40°C up to +120°C (EPDM)
-15°C up to +200°C (FKM)
depending on the medium.

*At a temperature below -20°C and above +100°C special seals are available on request.

Material

Coupling

Back Body
Valve Body
Sleeve
Valve
Spring
Locking Ring and Locking Balls
Seals

Standard

Brass, Nickel Plated
Steel, QPQ treated
Brass, Nickel Plated
Brass
AISI 301
AISI 420

NBR

Plug

Plug
Steel Hardened, Zinc-Plated

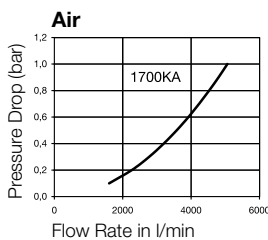
80% of actual size



You will find the following alternative versions in our current catalogue on page:

- ▶ Brass/Steel Double Shut-off P. 141
- ▶ Stainless Steel P. 184
- ▶ Safety Self-Venting P. 282

Chart



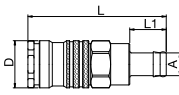
Couplings

RECTUS Series 1700KA

	Connection A	Hex SW	L mm	D mm	L1 mm	L2 mm	Hex1 SW1	B mm	G mm	Version	Part Number	DS
<p>Male Thread</p>	R 3/8	24	70	27	12					Standard	1700KA AK17 SPN	■
	R 1/2	24	75	27	17					Standard	1700KA AK21 SPN	■
	R 3/4	27	64	27	17					Standard	1700KA AK26 SPN	■
<p>Female Thread</p>	G 3/8	24	64,5	27	10					Standard	1700KA IW17 SPN	■
	G 1/2	24	68	27	11					Standard	1700KA IW21 SPN	■
	G 3/4	32	69	27	14					Standard	1700KA IW26 SPN	■

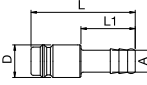
Couplings

RECTUS Series 1700KA

	Connection A	Hex SW	L mm	D mm	L1 mm	L2 mm	Hex1 SW1	B mm	G mm	Version	Part Number	DS
 <p>Hose Barb</p>	10 mm	24	80	27	21					Standard	1700KA TF10 SPN	■
	13 mm	24	80	27	21					Standard	1700KA TF13 SPN	■
	16 mm	24	80	27	21					Standard	1700KA TF16 SPN	■

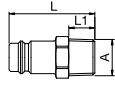

Plugs

RECTUS Series 27SF

	Connection A	Hex SW	L mm	D mm	L1 mm	L2 mm	Hex1 SW1	B mm	G mm	Version	Part Number	DS
 <p>Hose Barb</p>	6 mm		48	15	25					Standard	27SF TF06 SXN	■
	8 mm		48	15	25					Standard	27SF TF08 SXN	■
	9 mm		48	15	25					Standard	27SF TF09 SXN	■
	10 mm		48	15	25					Standard	27SF TF10 SXN	■
	13 mm		48	15	25					Standard	27SF TF13 SXN	■
	16 mm		48	18	25					Standard	27SF TF16 SXN	■
	19 mm		49	21	25					Standard	27SF TF19 SXN	■

Plugs

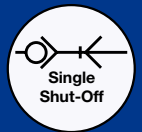
RECTUS Series 27SF

	Connection A	Hex SW	L mm	D mm	L1 mm	L2 mm	Hex1 SW1	B mm	G mm	Version	Part Number	DS
 <p>Male Thread</p>	R 1/4	17	40		12					Standard	27SF AK13 SXN	■
	R 3/8	17	40		12					Standard	27SF AK17 SXN	■
	R 1/2	22	45		17					Standard	27SF AK21 SXN	■
	R 3/4	27	48		19					Standard	27SF AK26 SXN	■
 <p>Female Thread</p>	G 1/4	17	33		9					Standard	27SF IW13 SXN	■
	G 3/8	19	33		12					Standard	27SF IW17 SXN	■
	G 1/2	24	37		12					Standard	27SF IW21 SXN	■
	G 3/4	32	42		16					Standard	27SF IW26 SXN	■

DS = Delivery Status: ■ in stock

□ on short call

□ medium term delivery



Technical Description

Premium industrial coupling in nominal diameter 10 with high grade, resistant 2-component thermoplastic sleeve. Valve technology with unprecedented flow values and minimum coupling forces. Especially suited to compressed air applications with above average air consumption.

Dust Caps (P. 323)

for coupling Part.-No. SK27S
for plug Part.-No. SK16S



Advantages

Single handed operation. High flow valve. Minimum coupling forces. Ergonomic thermo-plastic sleeve.

Interchangeability

RECTUS 27
RECTUS 1700
TEMA 1700
CEJN 410

Working Pressure

PB = 35 bar, maximum static working pressure with safety factor of 4 to 1.

Working Temperature*

-20°C up to +40°C (NBR)
-20°C up to +40°C (EPDM)
-20°C up to +40°C (FKM)
depending on the medium.

*At a temperature below -20°C and above +40°C special seals are available on request.

Material

Coupling

Back Body
Valve Body
Sleeve
Valve
Spring
Locking Ring and
Locking Balls
Seals

Standard

Brass, Nickel Plated
Steel, QPQ treated
PA6 + TPE
Brass
AISI 301
AISI 420

NBR

Plug

Plug

Steel Hardened and
Zinc-Plated

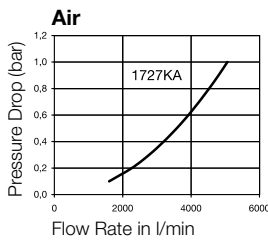
80% of actual size



You will find the following alternative versions in our current catalogue on page:

- ▶ Brass/Steel Double Shut-off P. 139
- ▶ Stainless Steel P. 184
- ▶ Safety Self-Venting P. 282

Chart



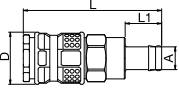
Couplings

RECTUS Series 1727KA

	Connection A	Hex SW	L mm	D mm	L1 mm	L2 mm	Hex1 SW1	B mm	G mm	Version	Part Number	DS
<p>Male Thread</p>	R 3/8	24	70	30	12					Standard	1727KA AK17 SPN	■
	R 1/2	24	75	30	17					Standard	1727KA AK21 SPN	■
	R 3/4	27	64	30	17					Standard	1727KA AK26 SPN	■
<p>Female Thread</p>	G 3/8	24	64,5	30	10					Standard	1727KA IW17 SPN	■
	G 1/2	24	68	30	12					Standard	1727KA IW21 SPN	■
	G 3/4	32	69	30	14					Standard	1727KA IW26 SPN	■

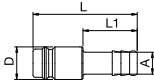
Couplings

RECTUS Series 1727KA

	Connection A	Hex SW	L mm	D mm	L1 mm	L2 mm	Hex1 SW1	B mm	G mm	Version	Part Number	DS
 <p>Hose Barb</p>	10 mm	24	80	30	21					Standard	1727KA TF10 SPN	■□
	13 mm	24	80	30	21					Standard	1727KA TF13 SPN	■
	16 mm	24	80	30	21					Standard	1727KA TF16 SPN	■□

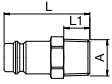

Plugs

RECTUS Series 27SF

	Connection A	Hex SW	L mm	D mm	L1 mm	L2 mm	Hex1 SW1	B mm	G mm	Version	Part Number	DS
 <p>Hose Barb</p>	6 mm		48	15	25					Standard	27SF TF06 SXN	■
	8 mm		48	15	25					Standard	27SF TF08 SXN	■
	9 mm		48	15	25					Standard	27SF TF09 SXN	■
	10 mm		48	15	25					Standard	27SF TF10 SXN	■
	13 mm		48	15	25					Standard	27SF TF13 SXN	■
	16 mm		48	18	25					Standard	27SF TF16 SXN	■
	19 mm		49	21	25					Standard	27SF TF19 SXN	■

Plugs

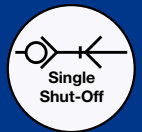
RECTUS Series 27SF

	Connection A	Hex SW	L mm	D mm	L1 mm	L2 mm	Hex1 SW1	B mm	G mm	Version	Part Number	DS
 <p>Male Thread</p>	R 1/4	17	40		12					Standard	27SF AK13 SXN	■
	R 3/8	17	40		12					Standard	27SF AK17 SXN	■
	R 1/2	22	45		17					Standard	27SF AK21 SXN	■
	R 3/4	27	48		19					Standard	27SF AK26 SXN	■
 <p>Female Thread</p>	G 1/4	17	33		9					Standard	27SF IW13 SXN	■
	G 3/8	19	33		12					Standard	27SF IW17 SXN	■
	G 1/2	24	37		12					Standard	27SF IW21 SXN	■
	G 3/4	32	42		16					Standard	27SF IW26 SXN	■

DS = Delivery Status: ■ in stock

■□ on short call

□ medium term delivery



Technical Description

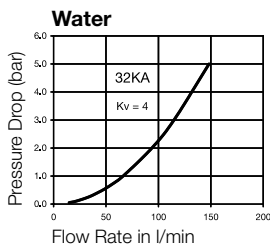
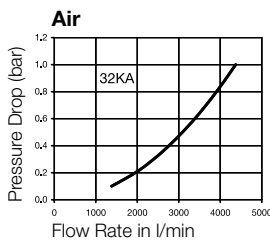
Industrial coupling with UltraFlo technology demonstrates high flow performance. Used widely in the Scandinavian market. Especially suitable for use with liquid and gaseous media in the industrial area.

Dust Caps (P. 323)

for coupling Part.-No. SK27S
for plug Part.-No. SK16S



Chart



Advantages

Single handed operation.
Extremely high flow performance.

Interchangeability

TEMA 1800 (Single Shut-Off)
CEJN 408

Material

Coupling

- Back Body
- Valve Body
- Sleeve
- Valve
- Inner Sleeve
- Spring Plate
- Spring and Locking Ring
- Pins
- Seals

Plug

Plug

Working Pressure

PB = 35 bar, maximum static working pressure with safety factor of 4 to 1.

Working Temperature*

- 20°C up to +100°C (NBR)
 - 40°C up to +120/150°C (EPDM)
 - 15°C up to +200°C (FKM)
- depending on the medium.

*At a temperature below -20°C and above +100°C special seals are available on request.

Standard

- Brass, Nickel Plated
- Brass, Nickel Plated
- Brass, Nickel Plated
- Brass
- Brass
- Brass
- AISI 301
- AISI 420 C
- NBR

Steel Hardened,
Zinc Chromated

85% of actual size



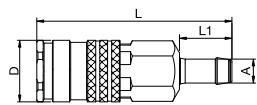
Couplings

RECTUS Series 32KA

	Connection A	Hex SW	L mm	D mm	L1 mm	L2 mm	Hex1 SW1	B mm	G mm	Version	Part Number	DS
<p>Male Thread</p>	R 1/2	23	69	27	13					Standard	32KA AK21 MPN	■
	G 3/8	23	65	27	10					Standard	32KA IW17 MPN	■
<p>Female Thread</p>	G 1/2	25	65	27	7					Standard	32KA IW21 MPN	■

Couplings

RECTUS Series 32KA

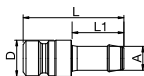


Hose Barb

Connection A	Hex SW	L mm	D mm	L1 mm	L2 mm	Hex1 SW1	B mm	G mm	Version	Part Number	DS
10 mm	24	82	27	23					Standard	32KA TF10 MPN	■
13 mm	24	82	27	24					Standard	32KA TF13 MPN	■□
16 mm	24	82	27	24					Standard	32KA TF16 MPN	■□
19 mm	24	82	27	24					Standard	32KA TF19 MPN	■

Plugs

RECTUS Series 32KA



Hose Barb

Connection A	Hex SW	L mm	D mm	L1 mm	L2 mm	Hex1 SW1	B mm	G mm	Version	Part Number	DS
6 mm		44	16	23					Standard	32SF TF06 SXZ	■□
8 mm		44	16	23					Standard	32SF TF08 SXZ	■
10 mm		44	16	23					Standard	32SF TF10 SXZ	■
13 mm		44	16	24					Standard	32SF TF13 SXZ	■□
16 mm		44	18	24					Standard	32SF TF16 SXZ	■
19 mm		44	21	24					Standard	32SF TF19 SXZ	■

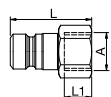
Plugs

RECTUS Series 32KA



Male Thread

Connection A	Hex SW	L mm	D mm	L1 mm	L2 mm	Hex1 SW1	B mm	G mm	Version	Part Number	DS
R 1/4	16	39		12					Standard	32SF AK13 SXZ	■
R 3/8	17	38		12					Standard	32SF AK17 SXZ	■
R 1/2	22	40		14					Standard	32SF AK21 SXZ	■□
R 3/4	27	43		16					Standard	32SF AK26 SXZ	■□
G 1/4	16	36		10					Standard	32SF IW13 SXZ	■
G 3/8	20	36		10					Standard	32SF IW17 SXZ	■
G 1/2	25	39		12					Standard	32SF IW21 SXZ	■

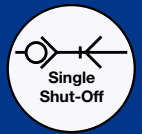


Female Thread

DS = Delivery Status: ■ in stock

■□ on short call

□ medium term delivery



Technical Description

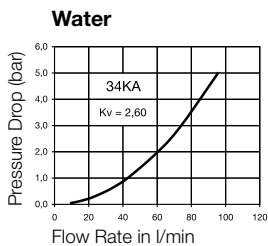
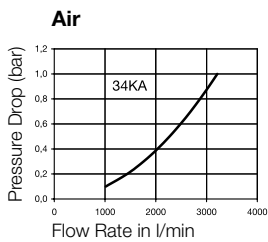
Industrial profile with UltraFlo technology. Interchangeable with Atlas Copco profiles. High flow performance. The robust design and steel sleeve make it optimal for use with large pneumatic consumers.

Dust Caps (P. 323)

for coupling Part.-No. SK27S



Chart



Advantages

Single handed operation.
Low pressure drop. No damage to the valve body from binding design.

Interchangeability

Atlas Copco QIC 15

Working Pressure

PB = 35 bar, maximum static working pressure with safety factor of 4 to 1.

Working Temperature*

-20°C up to +100°C (NBR)
-40°C up to +120/150°C (EPDM)
-15°C up to +200°C (FKM)
depending on the medium.

*At a temperature below -20°C and above +100°C special seals are available on request.

Material

Coupling

Back Body
Valve Body
Sleeve
Valve
Inner Sleeve
Spring Plate
Spring and Locking Ring
Locking Balls
Seals

Plug

Plug

Standard

Brass, Nickel Plated
Steel, Nickel Plated
Steel Hardened, Nickel Plated
Brass
Brass
Brass
AISI 301
AISI 420
NBR

Steel Hardened, Nickel Plated

85% of actual size



Couplings

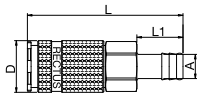
RECTUS Series 34KA

	Connection A	Hex SW	L mm	D mm	L1 mm	L2 mm	Hex1 SW1	B mm	G mm	Version	Part Number	DS
<p>Male Thread</p>	R 1/2	24	70	28	12					Standard	34KA AK13 SPN	▣
	R 3/8	24	70	28	12					Standard	34KA AK17 SPN	▣
	R 1/2	24	72	28	12					Standard	34KA AK21 SPN	▣
	R 3/4	27	72	28	12					Standard	34KA AK26 SPN	▣
<p>Female Thread</p>	G 1/4	24	64	28	9					Standard	34KA IW13 SPN	▣
	G 3/8	24	64	28	12					Standard	34KA IW17 SPN	▣
	G 1/2	24	64	28	12					Standard	34KA IW21 SPN	▣

Couplings

RECTUS Series 34KA

Connection A	Hex SW	L mm	D mm	L1 mm	L2 mm	Hex1 SW1	B mm	G mm	Version	Part Number	DS
6 mm	24	84	28	25					Standard	34KA TF06 SPN	■ □
8 mm	24	84	28	25					Standard	34KA TF08 SPN	■ □
10 mm	24	84	28	25					Standard	34KA TF10 SPN	■
13 mm	24	84	28	25					Standard	34KA TF13 SPN	■
16 mm	24	84	28	25					Standard	34KA TF16 SPN	■ □
19 mm	24	84	28	25					Standard	34KA TF19 SPN	■ □

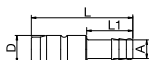


Hose Barb

Plugs

RECTUS Series 34KA

Connection A	Hex SW	L mm	D mm	L1 mm	L2 mm	Hex1 SW1	B mm	G mm	Version	Part Number	DS
6 mm		55	15	25					Standard	34SF TF06 SXN	■
10 mm		55	15	25					Standard	34SF TF10 SXN	■
13 mm		55	15	25					Standard	34SF TF13 SXN	■
16 mm		55	18	25					Standard	34SF TF16 SXN	■



Hose Barb

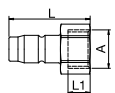
Plugs

RECTUS Series 34KA

Connection A	Hex SW	L mm	D mm	L1 mm	L2 mm	Hex1 SW1	B mm	G mm	Version	Part Number	DS
R 1/4	17	46		12					Standard	34SF AK13 SXN	■
R 3/8	19	46		12					Standard	34SF AK17 SXN	■
R 1/2	22	52		17					Standard	34SF AK21 SXN	■
G 3/8		40		9					Standard	34SF IW17 SXN	■
G 1/2	24			12					Standard	34SF IW21 SXN	■



Male Thread



Female Thread

DS = Delivery Status: ■ in stock

□ on short call

□ medium term delivery



Technical Description

Brass coupling without valve. Application area for pressures up to 35 bar. Especially suitable for applications with non-aggressive liquids.

Advantages

Anti-corrosive. High flow. Minimum pressure drop.

Working Pressure

PB = 35 bar, maximum static working pressure with safety factor of 4 to 1.

Working Temperature*

-20°C up to +100°C (NBR)
-40°C up to +120/150°C (EPDM)
-15°C up to +200°C (FKM)
depending on the medium.

*At a temperature below -20°C and above +100°C special seals are available on request.

Interchangeability

RECTUS 27
CEJN 417

Material

Coupling

Back Body
Sleeve
Spring and Locking Ring
Locking balls
Seals

Standard

Brass, Nickel Plated
Brass, Nickel Plated
AISI 301
AISI 420
NBR

Plug

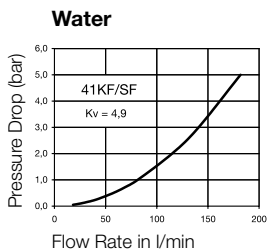
Plug

Brass, Nickel Plated

85% of actual size



Chart



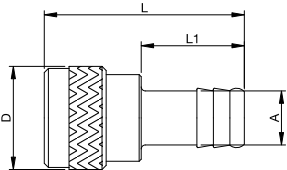
Couplings

RECTUS Series 41KF

	Connection A	Hex SW	L mm	D mm	L1 mm	L2 mm	Hex1 SW1	B mm	G mm	Version	Part Number	DS
<p>Male Thread</p>	G 1/2		31	25	8					Standard	41KF AW21 MPN	■
	G 3/4		32,5	25	9					Standard	41KF AW26 MPN	■
<p>Female Thread</p>	G 1/2	24	32,5	25	10					Standard	41KF IW21 MPN	■
	G 3/4	30	32,5	25	10					Standard	41KF IW26 MPN	■
	M 22 x 1	24	32,5	25	10					Standard	41KF IM22 MPN	■

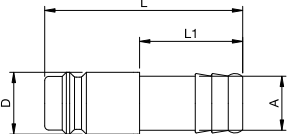
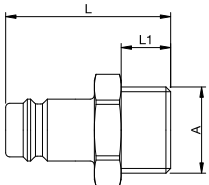
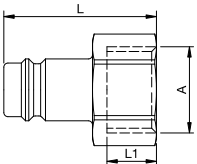
Couplings

RECTUS Series 41KF

	Connection A	Hex SW	L mm	D mm	L1 mm	L2 mm	Hex1 SW1	B mm	G mm	Version	Part Number	DS
 <p>Hose Barb</p>	10 mm		48,5	25	25					Standard	41KF TF10 MPN	■□
	13 mm		48,5	25	25					Standard	41KF TF13 MPN	■
	16 mm		48,5	25	25					Standard	41KF TF16 MPN	■□
	19 mm		48,5	25	25					Standard	41KF TF19 MPN	■

Plugs

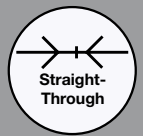
RECTUS Series 41KF

	Connection A	Hex SW	L mm	D mm	L1 mm	L2 mm	Hex1 SW1	B mm	G mm	Version	Part Number	DS
 <p>Hose Barb</p>	8 mm		48	15	25					Standard	41SF TF08 MXN	■
	10 mm		48	15	25					Standard	41SF TF10 MXN	■
	13 mm		48	15	25					Standard	41SF TF13 MXN	■
	16 mm		48	18	25					Standard	41SF TF16 MXN	■
	19 mm		48	21	25					Standard	41SF TF19 MXN	■
 <p>Male Thread</p>	G 1/2	24	40	12						Standard	41SF AW21 MXN	■
	G 3/4	32	45	16						Standard	41SF AW26 MXN	■
 <p>Female Thread</p>	G 1/2	24	37	12						Standard	41SF IW21 MXN	■
	G 3/4	32	42	16						Standard	41SF IW26 MXN	■□
	M 22 x 1	24	36	12						Standard	41SF IM22 MXN	■

DS = Delivery Status: ■ in stock

■□ on short call

□ medium term delivery



Technical Description

Brass coupling without valve. Application area for pressures up to 35 bar. Especially suitable for applications with non-aggressive liquids. Chrome plated standard design.

Advantages

Anti-corrosive. High flow. Minimum pressure drop.

Working Pressure

PB = 35 bar, maximum static working pressure with safety factor of 4 to 1.

Interchangeability

ABA

Working Temperature*

-20°C up to +100°C (NBR)
-40°C up to +120/150°C (EPDM)
-15°C up to +200°C (FKM)
depending on the medium.

*At a temperature below -20°C and above +100°C special seals are available on request.

Material

Coupling

Back Body
Sleeve
Spring and Locking Ring
Locking Pins
Seals

Standard

Brass, Chrome Plated
Brass, Chrome Plated
AISI 301
AISI 304
NBR

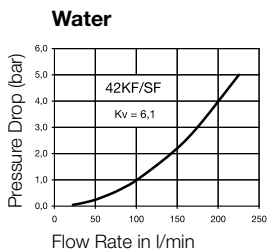
Plug

Plug

Brass, Chrome Plated



Chart



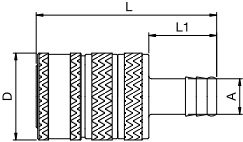
Couplings

RECTUS Series 42KF

	Connection A	Hex SW	L mm	D mm	L1 mm	L2 mm	Hex1 SW1	B mm	G mm	Version	Part Number	DS
<p>Male Thread</p>	G 1/2		49	32	7,5					Standard	42KF AW21 MPC	■
	G 3/4		49	32	7,5					Standard	42KF AW26 MPC	■
<p>Female Thread</p>	G 1/2		34	32	8					Standard	42KF IW21 MPC	■
	G 3/4		34	32	8					Standard	42KF IW26 MPC	■

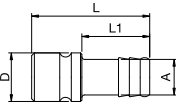
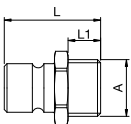
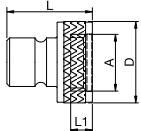
Couplings

RECTUS Series 42KF

	Connection A	Hex SW	L mm	D mm	L1 mm	L2 mm	Hex1 SW1	B mm	G mm	Version	Part Number	DS
 <p>Hose Barb</p>	9 mm		55	32	25					Standard	42KF TF09 MPC	■□
	13 mm		55	32	25					Standard	42KF TF13 MPC	■
	19 mm		55	32	25					Standard	42KF TF19 MPC	■□

Plugs

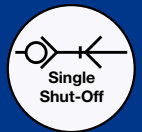

RECTUS Series 42KF

	Connection A	Hex SW	L mm	D mm	L1 mm	L2 mm	Hex1 SW1	B mm	G mm	Version	Part Number	DS
 <p>Hose Barb</p>	9 mm		48	15	25					Standard	42SF TF09 MXC	■
	13 mm		48	15	25					Standard	42SF TF13 MXC	■
	19 mm		48	15	25					Standard	42SF TF19 MXC	■
 <p>Male Thread</p>	G 1/2	24	35,5	12						Standard	42SF AW21 MXC	■
	G 3/4	32	42,5	16						Standard	42SF AW26 MXC	■
 <p>Female Thread</p>	G 1/2		31,5	30	8					Standard	42SF IW21 MXC	■
	G 3/4		31,5	30	8					Standard	42SF IW26 MXC	■

DS = Delivery Status: ■ in stock

■□ on short call

□ medium term delivery



Technical Description

1/2" Coupling-System according to US-MIL-Spec. C-4109 made of brass. Plug design optimised through greater insert depth.

Advantages

Single handed operation.
Tough construction.

Working Pressure

PB = 35 bar, maximum static working pressure with safety factor of 4 to 1.

Interchangeability

Industrial Interchange 1/2"
US-MIL-Spec. C-4109 1/2"
ISO 6150-B-17
GROMELLE 1300
HANSEN 5000

Working Temperature*

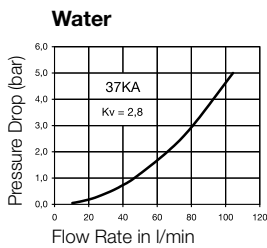
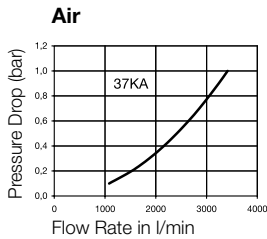
-20°C up to +100°C (NBR)
-40°C up to +120/150°C (EPDM)
-15°C up to +200°C (FKM)
depending on the medium.

*At a temperature below -20°C and above +100°C special seals are available on request.

70% of actual size



Chart



Material

Coupling

Back Body
Valve Body
Sleeve
Valve
Spring and Locking Ring
Pins
Seals

Standard

Brass
Brass
Brass
Brass
AISI 301
AISI 420
NBR

Nickel Plated

Brass, Nickel Plated
Brass, Nickel Plated
Brass, Nickel Plated
Brass
AISI 301
AISI 420
NBR

Plug

Plug

Steel Hardened, Nickel Plated

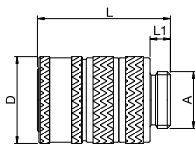
You will find the following alternative versions in our current catalogue on page:

► Safety Self-Venting

P. 284

Couplings

RECTUS Series 37KA

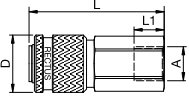
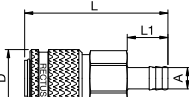


Male Thread

Connection A	Hex SW	L mm	D mm	L1 mm	L2 mm	Hex1 SW1	B mm	G mm	Version	Part Number	DS
1/4 NPT	30	76	35	12					Standard	37KA AN13 MPX	■
									Nickel Plated	37KA AN13 MPN	■
G 3/8									Standard	37KA AW17 MPX	■
									Nickel Plated	37KA AW17 MPN	■
1/2 NPT	30	79	35	17					Standard	37KA AN21 MPX	■
									Nickel Plated	37KA AN21 MPN	■
G 1/2									Standard	37KA AW21 MPX	■
									Nickel Plated	37KA AW21 MPN	■
3/4 NPT	30	81	35	19					Standard	37KA AN26 MPX	■
									Nickel Plated	37KA AN26 MPN	■
G 3/4									Standard	37KA AW26 MPX	■
									Nickel Plated	37KA AW26 MPN	■

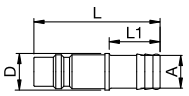
Couplings

RECTUS Series 37KA

	Connection A	Hex SW	L mm	D mm	L1 mm	L2 mm	Hex1 SW1	B mm	G mm	Version	Part Number	DS	
 <p>Female Thread</p>	1/4 NPSF	30	77	35	13					Standard	37KA IN13 MPX	■□	
										Nickel Plated	37KA IN13 MPN	■□	
	3/8 NPSF	30	76	35	14						Standard	37KA IN17 MPX	■□
											Nickel Plated	37KA IN17 MPN	■□
	1/2 NPSF	30	83	35	23						Standard	37KA IN21 MPX	■□
											Nickel Plated	37KA IN21 MPN	■□
	3/4 NPSF	32	84	35	24						Standard	37KA IN26 MPX	■□
											Nickel Plated	37KA IN26 MPN	■□
 <p>Hose Barb</p>	10 mm	30	86	35	25					Standard	37KA TF10 MPX	■□	
										Nickel Plated	37KA TF10 MPN	■□	
	13 mm	30	86	35	25						Standard	37KA TF13 MPX	■□
											Nickel Plated	37KA TF13 MPN	■□
	16 mm	30	86	35	25						Standard	37KA TF16 MPX	■□
											Nickel Plated	37KA TF16 MPN	■□
	19 mm	30	86	35	25						Standard	37KA TF19 MPX	■□
											Nickel Plated	37KA TF19 MPN	■□

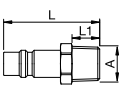
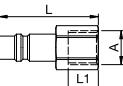
Plugs

RECTUS Series 37KA

	Connection A	Hex SW	L mm	D mm	L1 mm	L2 mm	Hex1 SW1	B mm	G mm	Version	Part Number	DS
 <p>Hose Barb</p>	10 mm		62	17	25					Standard	37SF TF10 SXG	■
	13 mm		62	17	25					Standard	37SF TF13 SXG	■
	16 mm		62	18	25					Standard	37SF TF16 SXG	■
	19 mm		72	21	35					Standard	37SF TF19 SXG	■

Plugs

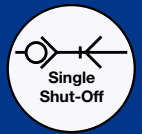
RECTUS Series 37KA

	Connection A	Hex SW	L mm	D mm	L1 mm	L2 mm	Hex1 SW1	B mm	G mm	Version	Part Number	DS
 <p>Male Thread</p>	R 3/8	17	53		12					Standard	37SF AK17 SXG	■
	R 1/2	22	60		17					Standard	37SF AK21 SXG	■
	R 3/4	27	61		19					Standard	37SF AK26 SXG	■
 <p>Female Thread</p>	R 3/8	19	56		19					Standard	37SF IN17 SXN	■
	R 1/2	24	50		10					Standard	37SF IW21 SXG	■
	R 3/4	32	57		14					Standard	37SF IW26 SXG	■

DS = Delivery Status: ■ in stock

□ on short call

□ medium term delivery



Technical Description

German industrial profile with UltraFlo technology. Optimum structure with respect to size and performance. Robust coupling in compressed air applications, especially for oscillating forces due to steel sleeve and steel valve bodies.

Advantages

Single handed operation. Low pressure drop. UltraFlo technology. No damage to the valve body from binding design. High flow valve.

Interchangeability

WALTHER LP012

Working Pressure

PB = 35 bar, maximum static working pressure with safety factor of 4 to 1.

Working Temperature*

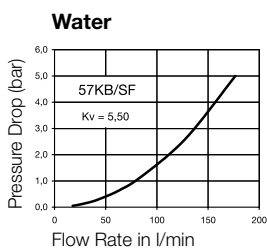
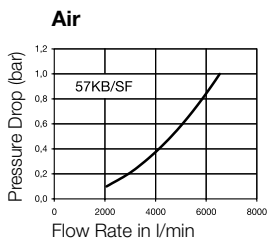
-20°C up to +100°C (NBR)
-40°C up to +120/150°C (EPDM)
-15°C up to +200°C (FKM)
depending on the medium.

*At a temperature below -20°C and above +100°C special seals are available on request.

55% of actual size



Chart



Material

Coupling

Back Body
Valve Body
Sleeve
Valve
Spring Plate
Spring and Locking Ring
Locking Balls
Seals

Plug

Plug

Standard

Brass, Nickel Plated
Steel Hardened, Nickel Plated
Steel Hardened, Nickel Plated
Brass, Nickel Plated
Brass, Nickel Plated
AISI 301
AISI 420
NBR

Steel Nickel Plated

You will find the following alternative versions in our current catalogue on page:

► Brass/Steel Double Shut-off P. 144

Couplings

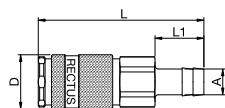
RECTUS Series 57KB

	Connection A	Hex SW	L mm	D mm	L1 mm	L2 mm	Hex1 SW1	B mm	G mm	Version	Part Number	DS
<p>Male Thread</p>	G 1/2	34	98	40	12					Standard	57KB AW21 SPN	■
	G 3/4	34	100	40	16					Standard	57KB AW26 SPN	■
	G 1	41	100	40	19					Standard	57KB AW33 SPN	■
<p>Female Thread</p>	G 1/2	34	100	40	19					Standard	57KB IW21 SPN	■
	G 3/4	34	100	40	16					Standard	57KB IW26 SPN	■
	G 1	41	101	40	20					Standard	57KB IW33 SPN	■

Couplings

RECTUS Series 57KB

Connection A	Hex SW	L mm	D mm	L1 mm	L2 mm	Hex1 SW1	B mm	G mm	Version	Part Number	DS
16 mm	34	122	40	36					Standard	57KB TF16 SPN	■□
19 mm	34	122	40	36					Standard	57KB TF19 SPN	■

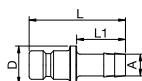


Hose Barb

Plugs

RECTUS Series 57SF

Connection A	Hex SW	L mm	D mm	L1 mm	L2 mm	Hex1 SW1	B mm	G mm	Version	Part Number	DS
13 mm		63	28	28					Standard	57SF TF13 SXN	■
16 mm		71	28	36					Standard	57SF TF16 SXN	■
19 mm		71	28	36					Standard	57SF TF19 SXN	■

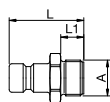


Hose Barb

Plugs

RECTUS Series 57SF

Connection A	Hex SW	L mm	D mm	L1 mm	L2 mm	Hex1 SW1	B mm	G mm	Version	Part Number	DS
G 3/8	27	49		12					Standard	57SF AW17 SXN	■
G 1/2	27	52		15					Standard	57SF AW21 SXN	■
G 3/4	32	55		17					Standard	57SF AW26 SXN	■□
G 1	41	60		20					Standard	57SF AW33 SXN	■
G 1/2	27	48		15					Standard	57SF IW21 SXN	■
G 3/4	32	54		20					Standard	57SF IW26 SXN	■



Male Thread

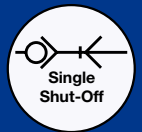


Female Thread

DS = Delivery Status: ■ in stock

■□ on short call

□ medium term delivery



Technical Description

Extremely robust steel coupling system with UltraFlo technology. Especially suitable in building or mining. Compact design prevents extreme dirtying on the sleeve and plug profile.

Advantages

Single handed operation. Low pressure drop. High flow valve.

Working Pressure

PB = 35 bar, maximum static working pressure with safety factor of 4 to 1.

Interchangeability

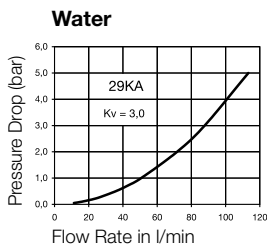
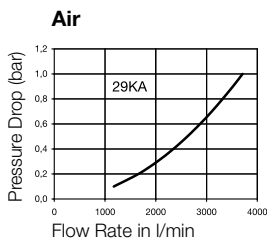
RECTUS Design

Working Temperature*

-20°C up to +100°C (NBR)
-40°C up to +120/150°C (EPDM)
-15°C up to +200°C (FKM)
depending on the medium.

*At a temperature below -20°C and above +100°C special seals are available on request.

Chart



Material

Coupling

Back Body
Sleeve
Valve
Spring and Locking Ring
Locking Balls
Seals

Standard

Steel, Zinc Plated
Steel Hardened, Zinc Plated
Brass
AISI 301
AISI 420
NBR

Plug

Plug

Steel Hardened, Zinc Plated

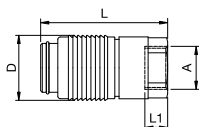
65% of actual size



Couplings

RECTUS Series 29KA

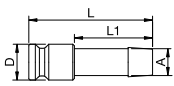
Connection A	Hex SW	L mm	D mm	L1 mm	L2 mm	Hex1 SW1	B mm	G mm	Version	Part Number	DS
G 1/2	32	78	40	13					Standard	29KA IW21 SPZ	■
G 3/4	32	78	40	16					Standard	29KA IW26 SPZ	■



Female Thread

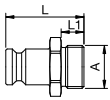
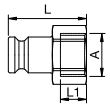
Plugs

RECTUS Series 29KA

	Connection A	Hex SW	L mm	D mm	L1 mm	L2 mm	Hex1 SW1	B mm	G mm	Version	Part Number	DS
 <p>Hose Barb</p>	13 mm		76	22	49					Standard	29SF TF13 SPZ	■
	19 mm	34	122	40	36					Standard	29SF TF19 SPZ	■

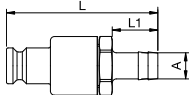
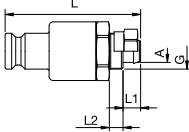
Plugs

RECTUS Series 29KA

	Connection A	Hex SW	L mm	D mm	L1 mm	L2 mm	Hex1 SW1	B mm	G mm	Version	Part Number	DS
 <p>Male Thread</p>	G 1/2	24	48		13					Standard	29SF AW21 SPZ	■
	G 3/4	32	48		14					Standard	29SF AW26 SPZ	□
 <p>Female Thread</p>	G 1/2	27	44		12				Standard	29SF IW21 SPZ	■	
	G 3/4	32	48		16					Standard	29SF IW26 SPZ	■

Recoil Eliminator

RECTUS Series 29KA

	Connection A	Hex SW	L mm	D mm	L1 mm	L2 mm	Hex1 SW1	B mm	G mm	Version	Part Number	DS
 <p>Hose Barb</p>	13 mm	32	93		28					Standard	29SR TF13 SPZ	□
	19 mm	32	101		36					Standard	29SR TF19 SPZ	□
 <p>Plastic Hose Connection</p>	13 x 16 mm	32	83		11	8	24	M 22 x 1	Standard	29SR KO16 SPZ	□	

DS = Delivery Status: ■ in stock

□ on short call

□ medium term delivery



Technical Description

Brass industrial profile with UltraFlo technology. Compact dimensions with high performance characteristics. Coupling can be used with numerous gaseous and liquid media.

Advantages

Compact construction. Extremely high flow performance due to the Rectus UltraFlo valve.

Working Pressure

PB = 35 bar, maximum static working pressure with safety factor of 4 to 1.

Working Temperature*

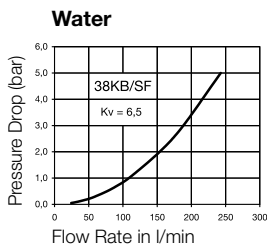
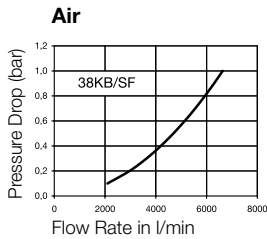
-20°C up to +100°C (NBR)
 -40°C up to +120/150°C (EPDM)
 -15°C up to +200°C (FKM)
 0°C up to +316°C (FFKM)
 depending on the medium.

*At a temperature below -20°C and above +100°C special seals are available on request.

Interchangeability

HANSEN 6000

Chart



Material

Coupling

Back Body
 Valve Body
 Sleeve
 Valve
 Inner Sleeve
 Spring Plate
 Spring and Locking Ring
 Locking Balls
 Seals

Standard

Brass
 Brass
 Brass
 Brass
 Brass
 Brass
 Brass
 AISI 301
 AISI 420
 NBR

Nickel Plated

Brass, Nickel Plated
 Brass, Nickel Plated
 Brass, Nickel Plated
 Brass
 Brass
 Brass
 AISI 301
 AISI 420
 NBR

Plug

Plug

Brass

Brass, Nickel Plated

60% of actual size



You will find the following alternative versions in our current catalogue on page:

► Brass/Steel Double Shut-off P. 146

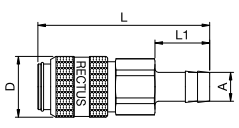
Couplings

RECTUS Series 38 KB

	Connection A	Hex SW	L mm	D mm	L1 mm	L2 mm	Hex1 SW1	B mm	G mm	Version	Part Number	DS
<p>Male Thread</p>	G 1/2	34	89	40	12					Standard	38KB AW21 MPX	■
										Nickel Plated	38KB AW21 MPN	■
	G 3/4	34	91	40	16					Standard	38KB AW26 MPX	■
										Nickel Plated	38KB AW26 MPN	■
<p>Female Thread</p>	G 1	41	91	40	19					Standard	38KB AW33 MPX	■
										Nickel Plated	38KB AW33 MPN	■
	G 1/2	34	95	40	20					Standard	38KB IW21 MPX	■
										Nickel Plated	38KB IW21 MPN	■
	G 3/4	34	91	40	14					Standard	38KB IW26 MPX	■
										Nickel Plated	38KB IW26 MPN	■
	G 1	41	92	40	20					Standard	38KB IW33 MPX	■
										Nickel Plated	38KB IW33 MPN	■

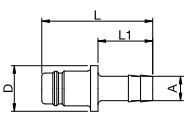
Couplings

RECTUS Series 38KB

	Connection A	Hex SW	L mm	D mm	L1 mm	L2 mm	Hex1 SW1	B mm	G mm	Version	Part Number	DS	
 <p>Hose Barb</p>	13 mm	34	105	40	28					Standard	38KB TF13 MPX	■□	
										Nickel Plated	38KB TF13 MPN	■□	
	16 mm	34	113	40	36						Standard	38KB TF16 MPX	■□
											Nickel Plated	38KB TF16 MPN	■□
	19 mm	34	113	40	36						Standard	38KB TF19 MPX	■□
											Nickel Plated	38KB TF19 MPN	■□
25 mm	34	109	40	36						Standard	38KB TF25 MPX	■□	
										Nickel Plated	38KB TF25 MPN	■□	

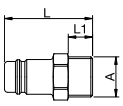
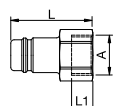
Plugs

RECTUS Series 38SF

	Connection A	Hex SW	L mm	D mm	L1 mm	L2 mm	Hex1 SW1	B mm	G mm	Version	Part Number	DS	
 <p>Hose Barb</p>	13 mm		65	30	28					Standard	38SF TF13 MXX	■	
										Nickel Plated	38SF TF13 MXN	■□	
	16 mm		73	30	36						Standard	38SF TF16 MXX	■
											Nickel Plated	38SF TF16 MXN	■□
	19 mm		73	30	36						Standard	38SF TF19 MXX	■
											Nickel Plated	38SF TF19 MXN	■□
25 mm		76	30	36						Standard	38SF TF25 MXX	■	
										Nickel Plated	38SF TF25 MXN	■□	

Plugs

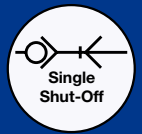
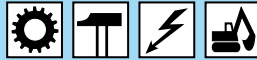
RECTUS Series 38SF

	Connection A	Hex SW	L mm	D mm	L1 mm	L2 mm	Hex1 SW1	B mm	G mm	Version	Part Number	DS	
 <p>Male Thread</p>	G 1/2	24	54	12						Standard	38SF AW21 MXX	■	
										Nickel Plated	38SF AW21 MXN	■□	
	G 3/4	27	58	16							Standard	38SF AW26 MXX	■
											Nickel Plated	38SF AW26 MXN	■
	G 1	36	63	19							Standard	38SF AW33 MXX	■□
											Nickel Plated	38SF AW33 MXN	■□
 <p>Female Thread</p>	G 1/2	24	49	12						Standard	38SF IW21 MXX	■	
										Nickel Plated	38SF IW21 MXN	■□	
	G 3/4	30	54	18							Standard	38SF IW26 MXX	■
											Nickel Plated	38SF IW26 MXN	■
	G 1	41	61	24							Standard	38SF IW33 MXX	■
											Nickel Plated	38SF IW33 MXN	■□

DS = Delivery Status: ■ in stock

■□ on short call

□ medium term delivery



Technical Description

Brass industrial profile with UltraFlo technology. Compact dimensions with high performance characteristics. Coupling can be used with numerous gaseous and liquid media.

Advantages

Compact construction. Extremely high flow performance due to the Rectus UltraFlo valve.

Working Pressure

PB = 35 bar, maximum static working pressure with safety factor of 4 to 1.

Interchangeability

HANSEN 7000

Working Temperature*

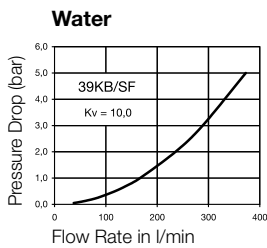
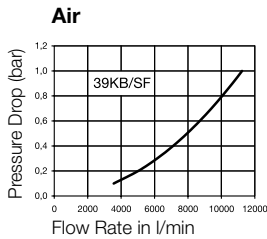
-20°C up to +100°C (NBR)
 -40°C up to +120/150°C (EPDM)
 -15°C up to +200°C (FKM)
 0°C up to +316°C (FFKM)
 depending on the medium.

*At a temperature below -20°C and above +100°C special seals are available on request.

50% of actual size



Chart



Material

Back Body
 Valve Body
 Sleeve
 Valve
 Inner Sleeve
 Spring Plate
 Spring and Locking Ring
 Locking Balls
 Seals

Standard

Brass
 Brass
 Brass
 Brass
 Brass
 Brass
 Brass
 AISI 301
 AISI 420
 NBR

Nickel Plated

Brass, Nickel Plated
 Brass, Nickel Plated
 Brass, Nickel Plated
 Brass
 Brass
 Brass
 AISI 301
 AISI 420
 NBR

Plug

Plug

Brass

Brass, Nickel Plated

You will find the following alternative versions in our current catalogue on page:

- ▶ Brass/Steel Double Shut-off P. 148
- ▶ Brass/Steel Dry-Break P. 168

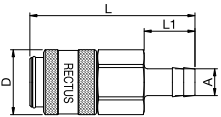
Couplings

RECTUS Series 39KB

	Connection A	Hex SW	L mm	D mm	L1 mm	L2 mm	Hex1 SW1	B mm	G mm	Version	Part Number	DS
<p>Male Thread</p>	G 3/4	41	95	46	16					Standard	39KB AW26 MPX	■
										Nickel Plated	39KB AW26 MPN	■
	G 1	41	98	46	19					Standard	39KB AW33 MPX	■
										Nickel Plated	39KB AW33 MPN	■
<p>Female Thread</p>	G 1 1/4	46	98	46	19					Standard	39KB AW42 MPX	■
										Nickel Plated	39KB AW42 MPN	■
	G 3/4	41	99	46	20					Standard	39KB IW26 MPX	■
										Nickel Plated	39KB IW26 MPN	■
	G 1	41	100	46	22					Standard	39KB IW33 MPX	■
										Nickel Plated	39KB IW33 MPN	■
	G 1 1/4	50	105	46	22					Standard	39KB IW42 MPX	■
										Nickel Plated	39KB IW42 MPN	■

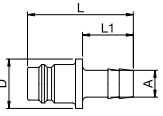
Couplings

RECTUS Series 39KB

	Connection A	Hex SW	L mm	D mm	L1 mm	L2 mm	Hex1 SW1	B mm	G mm	Version	Part Number	DS	
 <p>Hose Barb</p>	19 mm	41	115	46	36					Standard	39KB TF19 MPX	■	
										Nickel Plated	39KB TF19 MPN	■□	
	25 mm	41	125	46	48						Standard	39KB TF25 MPX	■□
											Nickel Plated	39KB TF25 MPN	■□

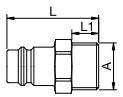
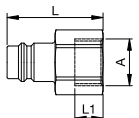
Plugs

RECTUS Series 39SF

	Connection A	Hex SW	L mm	D mm	L1 mm	L2 mm	Hex1 SW1	B mm	G mm	Version	Part Number	DS	
 <p>Hose Barb</p>	19 mm		75	35	36					Standard	39SF TF19 MXX	■	
										Nickel Plated	39SF TF19 MXN	■□	
	25 mm		87	35	48						Standard	39SF TF25 MXX	■
											Nickel Plated	39SF TF25 MXN	■□

Plugs

RECTUS Series 39SF

	Connection A	Hex SW	L mm	D mm	L1 mm	L2 mm	Hex1 SW1	B mm	G mm	Version	Part Number	DS	
 <p>Male Thread</p>	G 3/4	30	60		16					Standard	39SF AW26 MXX	■	
										Nickel Plated	39SF AW26 MXN	■□	
	G 1	34	65		19						Standard	39SF AW33 MXX	■
											Nickel Plated	39SF AW33 MXN	■□
	G 1 1/4	46	68		19						Standard	39SF AW42 MXX	■□
											Nickel Plated	39SF AW42 MXN	■□
 <p>Female Thread</p>	G 3/4	32	58		16					Standard	39SF IW26 MXX	■	
										Nickel Plated	39SF IW26 MXN	■□	
	G 1	41	68		24						Standard	39SF IW33 MXX	■
											Nickel Plated	39SF IW33 MXN	■□
	G 1 1/4	50	70		26						Standard	39SF IW42 MXX	■□
											Nickel Plated	39SF IW42 MXN	■□


DS = Delivery Status: ■ in stock

■□ on short call

□ medium term delivery



Life is already hard enough.



The design of RectusTema series 1600KA and 1625KA allows operation of the coupling systems with very little exertion. The innovative high-flow valve also ensures optimum flow.





Nominal Diameter

2.7 = 5 mm²

RECTUS Series

20KB



actual size



Technical Description

Mini industrial coupling, internationally used profile. Notable for a high flow and numerous application options with various media. Frequent use in medical technology and chemistry/pharmacy.

Advantages

Single handed operation.
Small dimensions.
Minimal pressure drop.

Working Pressure

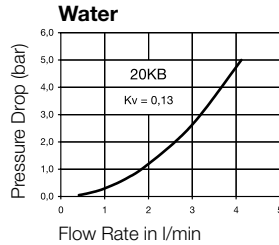
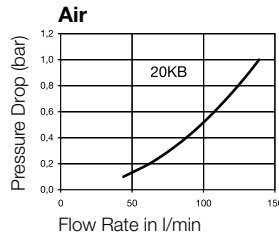
PB = 35 bar, maximum static working pressure with safety factor of 4 to 1.

Working Temperature*

-20°C up to +100°C (NBR)
-40°C up to +120/150°C (EPDM)
-15°C up to +200°C (FKM)
depending on the medium.

*At a temperature below -20°C and above +100°C special seals are available on request.

Chart



You will find the following alternative versions in our current catalogue on page:

- ▶ Brass/Steel Single Shut-off P. 26
- ▶ Stainless Steel P. 188

Material

Coupling

Back Body
Valve Body
Sleeve
Valve
Spring and Locking Ring
Locking Balls
Seals
(Sleeve made of Aluminium, elox. on request)

Standard

Brass
Brass
Brass
Brass
AISI 301
AISI 420
NBR

Nickel Plated

Brass, Nickel Plated
Brass, Nickel Plated
Brass, Nickel Plated
Brass
AISI 301
AISI 420
NBR

Plug

Plug Profile
Back Body
Valve
Spring
Seal

Brass
Brass
Brass
AISI 301
NBR

Brass, Nickel Plated
Brass, Nickel Plated
Brass
AISI 301
NBR

Couplings

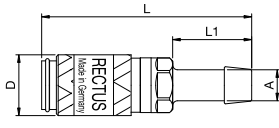
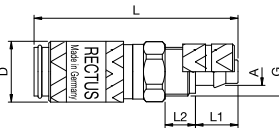
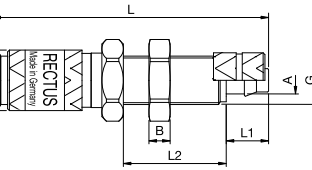
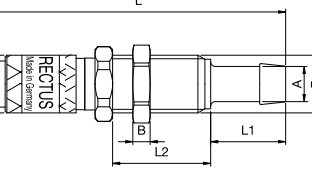
RECTUS Series 20KB

	Connection A	Hex SW	L mm	D mm	L1 mm	L2 mm	Hex1 SW1	B mm	G mm	Version	Part Number	DS
<p>Male Thread</p>	M5	9	26	10	5					Standard	20KB AM05 MPX	■
										Nickel Plated	20KB AM05 MPN	■□
	G 1/8	11	28	10	7					Standard	20KB AW10 MPX	■
										Nickel Plated	20KB AW10 MPN	■
<p>Female Thread</p>	M5	9	26	10	5					Standard	20KB IM05 MPX	■□
										Nickel Plated	20KB IM05 MPN	■□
	G 1/8	12	28	10	7					Standard	20KB IW10 MPX	■
										Nickel Plated	20KB IW10 MPN	■□

DS = Delivery Status: ■ in stock ■□ on short call □ medium term delivery

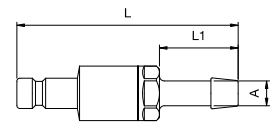
Couplings

RECTUS Series 20KB

	Connection A	Hex SW	L mm	D mm	L1 mm	L2 mm	Hex1 SW1	B mm	G mm	Version	Part Number	DS
 <p>Hose Barb</p>	3 mm		35	10	13					Standard	20KB TF03 MPX	<input type="checkbox"/>
										Nickel Plated	20KBTF03MPN	<input type="checkbox"/>
	4 mm		35	10	13					Standard	20KB TF04 MPX	<input type="checkbox"/>
										Nickel Plated	20KB TF04 MPN	<input type="checkbox"/>
	5 mm		34	10	13					Standard	20KB TF05 MPX	<input type="checkbox"/>
										Nickel Plated	20KB TF05 MPN	<input type="checkbox"/>
 <p>Plastic Hose Connection</p>	3 x 4 mm	9	34	10	7	5				Standard	20KB KO04 MPX	<input type="checkbox"/>
										Nickel Plated	20KB KO04 MPN	<input type="checkbox"/>
	3 x 5 mm	9	34	10	7	5				Standard	20KB KO05 MPX	<input type="checkbox"/>
										Nickel Plated	20KB KO05 MPN	<input type="checkbox"/>
	4 x 6 mm	9	34	10	7	5				Standard	20KB KO06 MPX	<input type="checkbox"/>
										Nickel Plated	20KB KO06 MPN	<input type="checkbox"/>
 <p>Panel Mount, Plastic Hose Connection</p>	3 x 4 mm	12	45	10	7	17	11	3	M 7 x 0,5	Standard	20KB KS04 MPX	<input type="checkbox"/>
										Nickel Plated	20KB KS04 MPN	<input type="checkbox"/>
	3 x 5 mm	12	45	10	7	17	11	3	M 7 x 0,5	Standard	20KB KS05 MPX	<input type="checkbox"/>
										Nickel Plated	20KB KS05 MPN	<input type="checkbox"/>
	4 x 6 mm	12	45	10	7	17	12	3,5	M 8 x 0,5	Standard	20KB KS06 MPX	<input type="checkbox"/>
										Nickel Plated	20KB KS06 MPN	<input type="checkbox"/>
 <p>Panel Mount, Hose Barb</p>	3 mm	12	51	10	13	17	11	3	M 7 x 0,5	Standard	20KB TS03 MPX	<input type="checkbox"/>
										Nickel Plated	20KB TS03 MPN	<input type="checkbox"/>
	4 mm	12	51	10	13	17	11	3	M 7 x 0,5	Standard	20KB TS04 MPX	<input type="checkbox"/>
										Nickel Plated	20KB TS04 MPN	<input type="checkbox"/>

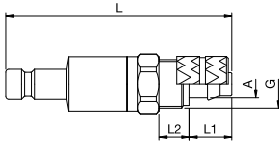
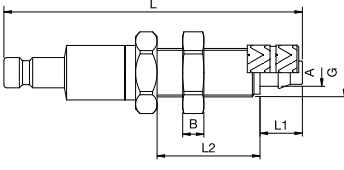
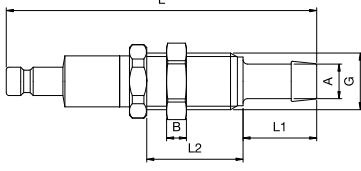
Valved Plugs

RECTUS Series 20KB

	Connection A	Hex SW	L mm	D mm	L1 mm	L2 mm	Hex1 SW1	B mm	G mm	Version	Part Number	DS
 <p>Hose Barb</p>	3 mm	8	36		13					Standard	20SB TF03 MPX	<input type="checkbox"/>
										Nickel Plated	20SB TF03 MPN	<input type="checkbox"/>
	4 mm	8	36		13					Standard	20SB TF04 MPX	<input type="checkbox"/>
										Nickel Plated	20SB TF04 MPN	<input type="checkbox"/>
	5 mm	8	36		13					Standard	20SB TF05 MPX	<input type="checkbox"/>
										Nickel Plated	20SB TF05 MPN	<input type="checkbox"/>

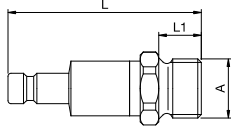
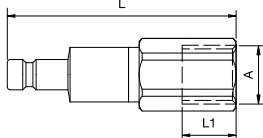
Valved Plugs

RECTUS Series 20KB

	Connection A	Hex SW	L mm	D mm	L1 mm	L2 mm	Hex1 SW1	B mm	G mm	Version	Part Number	DS
 <p>Plastic Hose Connection</p>	3 x 4 mm	9	30,5		7	5			M 7 x 0,5	Standard	20SB KO04 MPX	■
										Nickel Plated	20SB KO04 MPN	■□
	3 x 5 mm	9	30,5		7	5			M 7 x 0,5	Standard	20SB KO05 MPX	■□
										Nickel Plated	20SB KO05 MPN	■□
	4 x 6 mm	9	30,5		7	5			M 8 x 0,5	Standard	20SB KO06 MPX	■
										Nickel Plated	20SB KO06 MPN	■
 <p>Panel Mount, Plastic Hose Connection</p>	3 x 4 mm	12	46,5		7	17	11	3	M 7 x 0,5	Standard	20SB KS04 MPX	■□
										Nickel Plated	20SB KS04 MPN	■□
	3 x 5 mm	12	46,5		7	17	11	3	M 7 x 0,5	Standard	20SB KS05 MPX	■□
										Nickel Plated	20SB KS05 MPN	■□
	4 x 6 mm	12	46,5		7	17	12	3,5	M 8 x 0,5	Standard	20SB KS06 MPX	■□
										Nickel Plated	20SB KS06 MPN	■□
 <p>Panel Mount, Hose Barb</p>	3 mm	12	52,5		13	17	11	3	M 7 x 0,5	Standard	20SB TS03 MPX	■□
										Nickel Plated	20SB TS03 MPN	■□
	4 mm	12	52,5		13	17	11	3	M 7 x 0,5	Standard	20SB TS04 MPX	■□
										Nickel Plated	20SB TS04 MPN	■□
	6 mm	12	46,5		13	17	12	3	M 10 x 1	Standard	20SB TS06 MPX	■□
										Nickel Plated	20SB TS06 MPN	■□

Valved Plugs


RECTUS Series 20KB

	Connection A	Hex SW	L mm	D mm	L1 mm	L2 mm	Hex1 SW1	B mm	G mm	Version	Part Number	DS
 <p>Male Thread</p>	M 5	9	28		5					Standard	20SB AM05 MPX	■
										Nickel Plated	20SB AM05 MPN	■□
	G 1/8	11	30		7					Standard	20SB AW10 MPX	■
										Nickel Plated	20SB AW10 MPN	■□
 <p>Female Thread</p>	M 5	9	26		5					Standard	20SB IM05 MPX	■□
										Nickel Plated	20SB IM05 MPN	■□
	G 1/8	12	30		7					Standard	20SB IW10 MPX	■
										Nickel Plated	20SB IW10 MPN	■□

DS = Delivery Status: ■ in stock

■□ on short call

□ medium term delivery



Technical Description

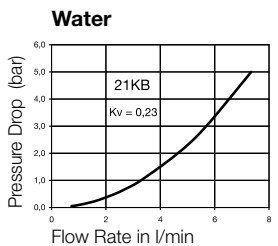
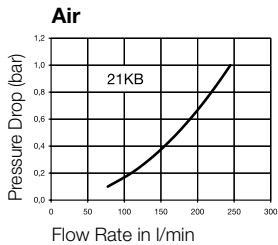
Mini industrial coupling, internationally the most common profile for this nominal diameter, in double shut-off design. Above average flow performance for liquid and gaseous media. Large band width in materials and valve variants.

Dust Caps (P. 323)

for coupling Part.-No. SK16S



Chart



Advantages

Single handed operation. Small dimensions. Reliable design.

Working Pressure

PB = 35 bar, maximum static working pressure with safety factor of 4 to 1.

Working Temperature*

-20°C up to +100°C (NBR)
 -40°C up to +120/150°C (EPDM)
 -15°C up to +200°C (FKM)
 0°C up to +316°C (FFKM)
 depending on the medium.

*At a temperature below -20°C and above +100°C special seals are available on request.

Materials

Coupling

Back Body
 Valve Body
 Sleeve
 Valve
 Spring and Locking Ring
 Locking Balls
 Seals

Standard

Brass
 Brass
 Brass
 Brass
 AISI 301
 AISI 420
 NBR

Nickel Plated

Brass, Nickel Plated
 Brass, Nickel Plated
 Brass, Nickel Plated
 Brass
 AISI 301
 AISI 420
 NBR

Plug

Plug Profile
 Back Body
 Valve
 Spring
 Seal

Brass
 Brass
 Brass
 AISI 301
 NBR

Brass, Nickel Plated
 Brass, Nickel Plated
 Brass
 AISI 301
 NBR



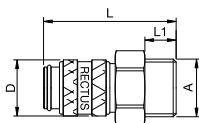
actual size

You will find the following alternative versions in our current catalogue on page:

- ▶ Brass/Steel Single Shut-off P. 34
- ▶ Brass/Steel Dry-Break P. 152
- ▶ Stainless Steel P. 193
- ▶ Thermoplastics P. 232
- ▶ Safety P. 266
- ▶ Coded Systems P. 292

Couplings

RECTUS Series 21KB

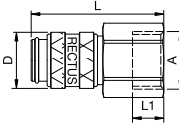
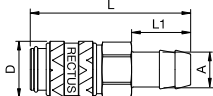
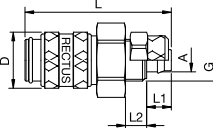
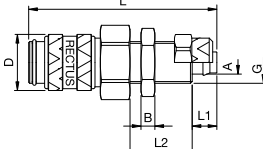


Male Thread

Connection A	Hex SW	L mm	D mm	L1 mm	L2 mm	Hex1 SW1	B mm	G mm	Version	Part Number	DS
G 1/8	14	36	16	7					Standard	21KB AW10 MPX	■
									Nickel Plated	21KB AW10 MPN	■
G 1/4	17	38	16	9					Standard	21KB AW13 MPX	■
									Nickel Plated	21KB AW13 MPN	■
G 3/8	19	38	16	9					Standard	21KB AW17 MPX	■
									Nickel Plated	21KB AW17 MPN	■
M 10 x 1	14	37	16	8					Standard	21KB AD10 MPX	■
									Nickel Plated	21KB AD10 MPN	■
M 12 x 1,5	17	39	16	10					Standard	21KB AD12 MPX	■
									Nickel Plated	21KB AD12 MPN	■
M 14 x 1,5	17	39	16	10					Standard	21KB AD14 MPX	■
									Nickel Plated	21KB AD14 MPN	■

Couplings

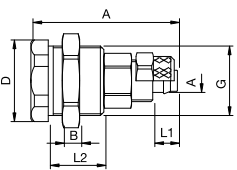
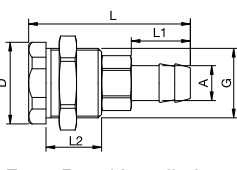
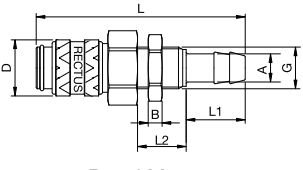
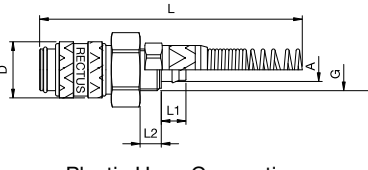
RECTUS Series 21KB

	Connection A	Hex SW	L mm	D mm	L1 mm	L2 mm	Hex1 SW1	B mm	G mm	Version	Part Number	DS		
 <p>Female Thread</p>	G 1/8	14	36	16	9					Standard	21KB IW10 MPX	■		
										Nickel Plated	21KB IW10 MPN	■□		
	G 1/4	17	38	16	9						Standard	21KB IW13 MPX	■	
											Nickel Plated	21KB IW13 MPN	■	
	G 3/8	19	38	16	9						Standard	21KB IW17 MPX	■	
											Nickel Plated	21KB IW17 MPN	■□	
	M 12 x 1,5	17	38	16	6						Standard	21KB IM12 MPX	■□	
											Nickel Plated	21KB IM12 MPN	■□	
	M 14 x 1,5	17	38	16	6						Standard	21KB IM14 MPX	■□	
											Nickel Plated	21KB IM14 MPN	■□	
	 <p>Hose Barb</p>	4 mm	14	46	16	17					Standard	21KB TF04 MPX	■□	
											Nickel Plated	21KB TF04 MPN	■	
5 mm		14	46	16	17						Standard	21KB TF05 MPX	■□	
											Nickel Plated	21KB TF05 MPN	■□	
6 mm		14	46	16	17						Standard	21KB TF06 MPX	■	
											Nickel Plated	21KB TF06 MPN	■	
8 mm		14	46	16	17						Standard	21KB TF08 MPX	■	
											Nickel Plated	21KB TF08 MPN	■□	
9 mm		14	46	16	17						Standard	21KB TF09 MPX	■□	
											Nickel Plated	21KB TF09 MPN	■□	
10 mm		14	46	16	17						Standard	21KB TF10 MPX	■□	
											Nickel Plated	21KB TF10 MPN	■□	
6 mm Parker		14	46	16	17						Standard	21KB TP06 MPX	■□	
											Nickel Plated	21KB TP06 MPN	■□	
 <p>Plastic Hose Connection</p>		4 x 6 mm	14	42	16	7	6			M 10 x 1	Standard	21KB KO06 MPX	■	
											Nickel Plated	21KB KO06 MPN	■	
		6 x 8 mm	14	42	16	7	6				M 12 x 1	Standard	21KB KO08 MPX	■□
												Nickel Plated	21KB KO08 MPN	■
 <p>Panel Mount, Plastic Hose Connection</p>		4 x 6 mm	14	54	16	7	18	14	4	M 10 x 1	Standard	21KB KS06 MPX	■□	
											Nickel Plated	21KB KS06 MPN	■□	
		6 x 8 mm	17	54	16	7	18	17	4	M 12 x 1	Standard	21KB KS08 MPX	■□	
											Nickel Plated	21KB KS08 MPN	■□	

DS = Delivery Status: ■ in stock

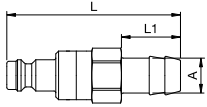
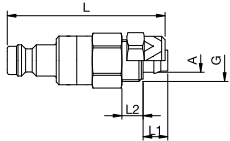
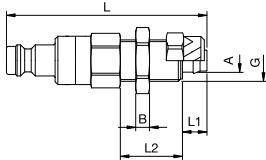
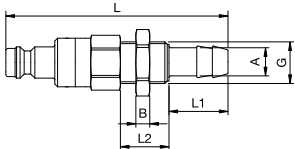
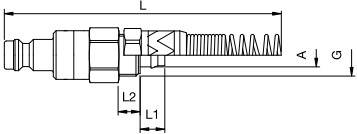
■□ on short call

□ medium term delivery

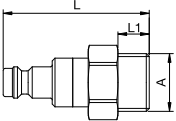
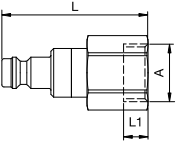
	Connection A	Hex SW	L mm	D mm	L1 mm	L2 mm	Hex1 SW1	B mm	G mm	Version	Part Number	DS
 <p>Front Panel Installation Plastic Hose Panel Mount</p>	4 x 6 mm	22	42	24	7	16	24	5	M 20 x 1	Standard	21KB KE06 MPX	■
										Nickel Plated	21KB KE06 MPN	■
	6 x 8 mm	22	42	24	7	16	24	5	M 20 x 1	Standard	21KB KE08 MPX	■
										Nickel Plated	21KB KE08 MPN	■
 <p>Front Panel Installation, Hose Barb Panel Mount</p>	4 mm	22	46	24	17	16	24	5	M 20 x 1	Standard	21KB TE04 MPX	■
										Nickel Plated	21KB TE04 MPN	■
	6 mm	22	46	24	17	16	24	5	M 20 x 1	Standard	21KB TE06 MPX	■
										Nickel Plated	21KB TE06 MPN	■
	9 mm	22	46	24	17	16	24	5	M 20 x 1	Standard	21KB TE09 MPX	■
										Nickel Plated	21KB TE09 MPN	■
 <p>Panel Mount, Hose Barb</p>	4 mm	14	60	16	17	14	14	4	M 10 x 1	Standard	21KB TS04 MPX	■
										Nickel Plated	21KB TS04 MPN	■
	5 mm	17	60	16	17	14	17	4	M 12 x 1	Standard	21KB TS05 MPX	■
										Nickel Plated	21KB TS05 MPN	■
	6 mm	17	60	16	17	14	17	4	M 12 x 1	Standard	21KB TS06 MPX	■
										Nickel Plated	21KB TS06 MPN	■
 <p>Plastic Hose Connection with Spring Guard</p>	4 x 6 mm	14	125	16	7	6			M 10 x 1	Standard	21KB KK06 MPX	■
										Nickel Plated	21KB KK06 MPN	■
	6 x 8 mm	14	130	16	7	6			M 10 x 1	Standard	21KB KK08 MPX	■
										Nickel Plated	21KB KK08 MPN	■

Valved Plugs

RECTUS Series 21KB

	Connection A	Hex SW	L	D	L1	L2	Hex1 SW1	B	G	Version	Part Number	DS	
 <p>Hose Barb</p>	4 mm	14	50	17						Standard	21SB TF04 MPX	■	
										Nickel Plated	21SB TF04 MPN	■	
	5 mm	14	50	17						Standard	21SB TF05 MPX	■	
										Nickel Plated	21SB TF05 MPN	■	
	6 mm	14	50	17						Standard	21SB TF06 MPX	■	
										Nickel Plated	21SB TF06 MPN	■	
	8 mm	14	50	17						Standard	21SB TF08 MPX	■	
										Nickel Plated	21SB TF08 MPN	■	
	9 mm	14	50	17						Standard	21SB TF09 MPX	■	
										Nickel Plated	21SB TF09 MPN	■	
	10 mm	14	50	17						Standard	21SB TF10 MPX	■	
										Nickel Plated	21SB TF10 MPN	■	
 <p>Plastic Hose Connection</p>	4 x 6 mm	14	46	7	6			M 10 x 1	Standard	21SB KO06 MPX	■		
										Nickel Plated	21SB KO06 MPN	■	
	6 x 8 mm	14	46	7	6			M 12 x 1	Standard	21SB KO08 MPX	■		
										Nickel Plated	21SB KO08 MPN	■	
	 <p>Panel Mount, Plastic Hose Connection</p>	4 x 6 mm	14	58	7	18	12	3	M 10 x 1	Standard	21SB KS06 MPX	■	
											Nickel Plated	21SB KS06 MPN	■
		6 x 8 mm	17	58	7	18	17	4	M 12 x 1	Standard	21SB KS08 MPX	■	
											Nickel Plated	21SB KS08 MPN	■
	 <p>Panel Mount, Hose Barb</p>	4 mm	14	64	17	14	14	4	M 10 x 1	Standard	21SB TS04 MPX	■	
											Nickel Plated	21SB TS04 MPN	■
6 mm		14	64	17	14	17	4	M 12 x 1	Standard	21SB TS06 MPX	■		
										Nickel Plated	21SB TS06 MPN	■	
8 mm		14	64	17	14	17	4	M 12 x 1	Standard	21SB TS08 MPX	■		
										Nickel Plated	21SB TS08 MPN	■	
10 mm		14	64	17	14	19	4	M 14 x 1	Standard	21SB TS10 MPX	■		
										Nickel Plated	21SB TS10 MPN	■	
 <p>Plastic Hose Connection with Spring Guard</p>		4 x 6 mm	14	130	7	6			M 10 x 1	Standard	21SB KK06 MPX	■	
											Nickel Plated	21SB KK06 MPN	■
	6 x 8 mm	14	135	7	6			M 12 x 1	Standard	21SB KK08 MPX	■		
										Nickel Plated	21SB KK08 MPN	■	

DS = Delivery Status: ■ in stock ■ on short call ■ medium term delivery

	Connection A	Hex SW	L	D	L1	L2	Hex1 SW1	B	G	Version	Part Number	DS	
 <p>Male Thread</p>	G 1/8	14	40		7					Standard	21SB AW10 MPX	■	
										Nickel Plated	21SB AW10 MPN	■	
	G 1/4	17	42		9						Standard	21SB AW13 MPX	■
											Nickel Plated	21SB AW13 MPN	■
	G 3/8	19	42		9						Standard	21SB AW17 MPX	■□
											Nickel Plated	21SB AW17 MPN	■□
	M 10 x 1	14	41		8						Standard	21SB AD10 MPX	■
											Nickel Plated	21SB AD10 MPN	■□
	M 12 x 1,5	17	43		10						Standard	21SB AD12 MPX	■□
											Nickel Plated	21SB AD12 MPN	■□
	M 14 x 1,5	17	43		10						Standard	21SB AD14 MPX	■□
											Nickel Plated	21SB AD14 MPN	■□
 <p>Female Thread</p>	G 1/8	14	40		7					Standard	21SB IW10 MPX	■	
										Nickel Plated	21SB IW10 MPN	■□	
	G 1/4	17	42		7						Standard	21SB IW13 MPX	■
											Nickel Plated	21SB IW13 MPN	■
	G 3/8	19	42		7						Standard	21SB IW17 MPX	■
											Nickel Plated	21SB IW17 MPN	■□
	M 12 x 1,5	17	42		7						Standard	21SB IM12 MPX	■□
											Nickel Plated	21SB IM12 MPN	■□
	M 14 x 1,5	17	42		7						Standard	21SB IM14 MPX	■□
											Nickel Plated	21SB IM14 MPN	■□



Nominal Diameter

6 = 30 mm²

RECTUS Series

51KB



actual size

Technical Description

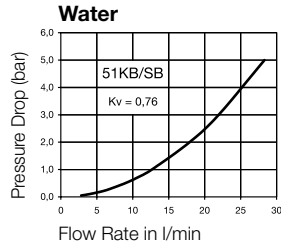
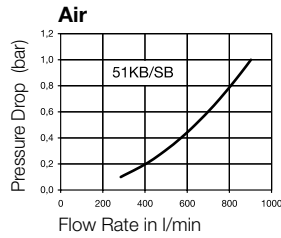
German industrial profile with UltraFlo technology. Slim design. Robust steel coupling for compressed air applications – especially for oscillating forces, due to greater insert depth of plug profile and steel sleeve.

Dust Caps (P. 323)

for coupling Part.-No. SK23S



Chart



Advantages

Single handed operation. Ergonomic design. High flow valve.

Working Pressure

PB = 50 bar, maximum static working pressure with safety factor of 4 to 1.

Working Temperature*

-20°C up to +100°C (NBR)
-40°C up to +120/150°C (EPDM)
-15°C up to +200°C (FKM)
depending on the medium

*At a temperature below -20°C and above +100°C special seals are available on request.

Material

Coupling
Back Body
Valve Body
Sleeve
Valve
Spring and Locking Ring
Locking Balls
Seals
Spring Plate

Standard

Brass, Nickel Plated
Brass, Nickel Plated
Steel Hardened, Nickel Plated
Brass, Nickel Plated
AISI 301
AISI 420
NBR
Brass

Plug

Plug Profile
Back Body
Valve
Spring
Seal
Spring Plate

Steel Hardened, Nickel Plated
Brass, Nickel Plated
Brass, Nickel Plated
AISI 301
NBR
Brass

You will find the following alternative versions in our current catalogue on page:

► Brass/Steel Single Shut-off P. 62

Couplings

RECTUS Series 51KB

	Connection A	Hex SW	L mm	D mm	L1 mm	L2 mm	Hex1 SW1	B mm	G mm	Version	Part Number	DS
<p>Male Thread</p>	G 1/4	22	61	22	9					Standard	51KB AW13 SPN	■ □
	G 3/8	22	61	22	9					Standard	51KB AW17 SPN	■ □
	G 1/2	22	61	22	12					Standard	51KB AW21 SPN	■ □
<p>Female Thread</p>	G 1/4	22	61	22	12					Standard	51KB IW13 SPN	■ □
	G 3/8	22	61	22	12					Standard	51KB IW17 SPN	■ □
	G 1/2	22	61	22	13					Standard	51KB IW21 SPN	■ □

DS = Delivery Status: ■ in stock

□ on short call

□ medium term delivery

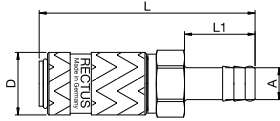
Couplings

RECTUS Series 51KB

Brass/Steel

Low Pressure

Connection A	Hex SW	L mm	D mm	L1 mm	L2 mm	Hex1 SW1	B mm	G mm	Version	Part Number	DS
6 mm	21	78	22	25					Standard	51KB TF06 SPN	<input type="checkbox"/>
9 mm	21	78	22	25					Standard	51KB TF09 SPN	<input type="checkbox"/>
13 mm	21	78	22	25					Standard	51KB TF13 SPN	<input type="checkbox"/>

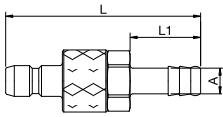


Hose Barb

Valved Plugs

RECTUS Series 51KB

Connection A	Hex SW	L mm	D mm	L1 mm	L2 mm	Hex1 SW1	B mm	G mm	Version	Part Number	DS
6 mm	21	65,5		25					Standard	51SB TF06 SPN	<input type="checkbox"/>
9 mm	21	65,5		25					Standard	51SB TF09 SPN	<input type="checkbox"/>
13 mm	21	65,5		25					Standard	51SB TF13 SPN	<input type="checkbox"/>

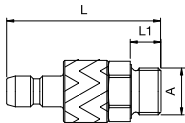


Hose Barb

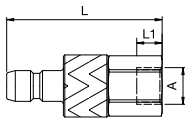
Valved Plugs

RECTUS Series 51KB

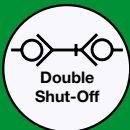
Connection A	Hex SW	L mm	D mm	L1 mm	L2 mm	Hex1 SW1	B mm	G mm	Version	Part Number	DS
G 1/4	19	54		8					Standard	51SB AW13 SPN	<input type="checkbox"/>
G 3/8	22	49,5		9					Standard	51SB AW17 SPN	<input type="checkbox"/>
G 1/2	22	49,5		12					Standard	51SB AW21 SPN	<input type="checkbox"/>
G 1/4	22	51,5		12					Standard	51SB IW13 SPN	<input type="checkbox"/>
G 3/8	22	51,5		12					Standard	51SB IW17 SPN	<input type="checkbox"/>



Male Thread



Female Thread



Nominal Diameter

6 = 30 mm²

RECTUS Series

52KB



actual size

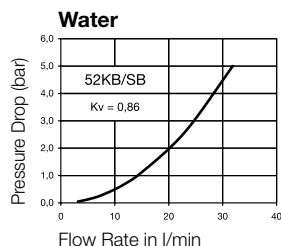
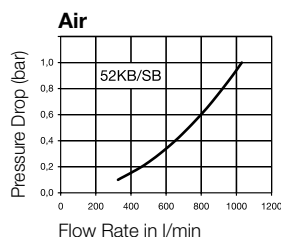
**Technical Description**

German industrial profile with UltraFlo technology. Slim design. Robust steel coupling for compressed air applications – especially for oscillating forces, due to greater insert depth of plug profile and steel sleeve.

Dust Caps (P. 325)

for coupling
for plug

Part.-No. SK23S
Part.-No. SK12S

Chart**Advantages**

Single handed operation.
Ergonomic design. High flow valve.

Working Pressure

PB = 50 bar, maximum static working pressure with safety factor of 4 to 1.

Working Temperature*

-20°C up to +100°C (NBR)
-40°C up to +120/150°C (EPDM)
-15°C up to +200°C (FKM)
depending on the medium.

*At a temperature below -20°C and above +100°C special seals are available on request.

Material**Coupling**

Back Body
Valve Body
Sleeve
Valve
Spring and Locking Ring
Locking Balls
Seals
Inner Sleeve
Spring Plate

Standard

Brass, Nickel Plated
Brass, Nickel Plated
Steel Hardened, Nickel Plated
Brass, Nickel Plated
AISI 301
AISI 420
NBR
Brass
Brass

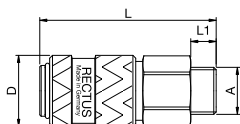
Plug

Plug Profile
Back Body
Valve
Spring
Seal

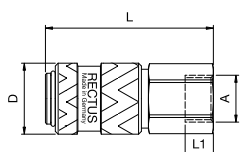
Steel Hardened, Nickel Plated
Brass, Nickel Plated
Brass, Nickel Plated
AISI 301
NBR

You will find the following alternative versions in our current catalogue on page:

► Brass/Steel Single Shut-off P. 64

Couplings**RECTUS Series 52KB**

Male Thread



Female Thread

Connection A	Hex SW	L mm	D mm	L1 mm	L2 mm	Hex1 SW1	B mm	G mm	Version	Part Number	DS
G 1/4	22	62	25	9					Standard	52KB AW13 SPN	■
G 3/8	22	62	25	9					Standard	52KB AW17 SPN	■
G 1/2	22	65	25	12					Standard	52KB AW21 SPN	■
G 1/4	22	62	25	10					Standard	52KB IW13 SPN	■
G 3/8	22	60	25	10					Standard	52KB IW17 SPN	■
G 1/2	22	65	25	13					Standard	52KB IW21 SPN	■

DS = Delivery Status: ■ in stock

□ on short call

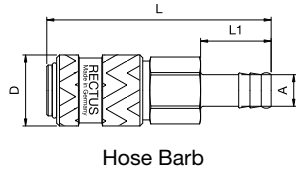
□ medium term delivery

Couplings

RECTUS Series 52KB

Brass/Steel

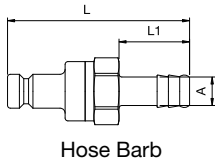
Low Pressure



Connection A	Hex SW	L mm	D mm	L1 mm	L2 mm	Hex1 SW1	B mm	G mm	Version	Part Number	DS
6 mm	21	79	25	25					Standard	52KB TF06 SPN	■
9 mm	21	80	25	25					Standard	52KB TF09 SPN	■
10 mm	21	80	25	25					Standard	52KB TF10 SPN	■
11 mm	21	80	25	25					Standard	52KB TF11 SPN	■
13 mm	21	79	25	25					Standard	52KB TF13 SPN	■

Valved Plugs

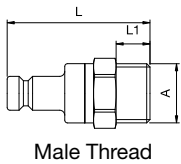
RECTUS Series 52KB



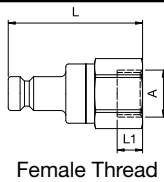
Connection A	Hex SW	L mm	D mm	L1 mm	L2 mm	Hex1 SW1	B mm	G mm	Version	Part Number	DS
6 mm	21	77,5		25					Standard	52SB TF06 SPN	■□
8 mm	21	77,5		25					Standard	52SB TF08 SPN	■□
9 mm	21	77,5		25					Standard	52SB TF09 SPN	■
10 mm	21	77,5		25					Standard	52SB TF10 SPN	■□
	21	77,5		25					Standard	52SB TF13 SPN	■□

Valved Plugs

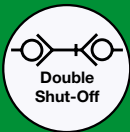
RECTUS Series 52KB



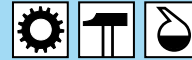
Connection A	Hex SW	L mm	D mm	L1 mm	L2 mm	Hex1 SW1	B mm	G mm	Version	Part Number	DS
G 1/4	22	48		9					Standard	52SB AW13 SPN	■
G 3/8	22	48		9					Standard	52SB AW17 SPN	■□
G 1/2	22	48		12					Standard	52SB AW21 SPN	■



G 1/4	22	48		9					Standard	52SB IW13 SPN	■
G 3/8	22	48		9					Standard	52SB IW17 SPN	■□



Nominal Diameter

7.2 = 40 mm²

RECTUS Series

26KB

actual size

**Technical Description**

European standard industrial profile. Universal brass coupling. Small massive design. Ergonomic sleeve design prevents dirt on the valve body.

Advantages

Single handed operation. European standard.

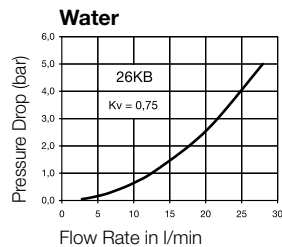
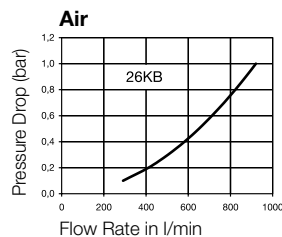
Working Pressure

PB = 35 bar, maximum static working pressure with safety factor of 4 to 1.

Working Temperature*

-20°C up to +100°C (NBR)
-40°C up to +120/150°C (EPDM)
-15°C up to +200°C (FKM)
depending on the medium.

*At a temperature below -20°C and above +100°C special seals are available on request.

Chart

You will find the following alternative versions in our current catalogue on page:

- ▶ Brass/Steel Single Shut-off P. 66
- ▶ Stainless Steel P. 177
- ▶ Safety Self-Venting P. 278

Material**Coupling**

Back Body
Valve Body
Sleeve
Valve
Spring and Locking Ring
Pins
Seals
(Sleeves made of thermoplastic on request)

Standard

Brass
Brass
Brass
Brass
AISI 301
AISI 420
NBR

Nickel Plated

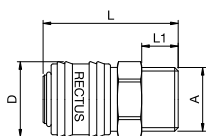
Brass, Nickel Plated
Brass, Nickel Plated
Brass, Nickel Plated
Brass
AISI 301
AISI 420
NBR

Plug

Plug Profile
Back Body
Valve
Spring
Seal

Brass
Brass
Brass
AISI 301
NBR

Brass, Nickel Plated
Brass, Nickel Plated
Brass
AISI 301
NBR

Couplings**RECTUS Series 26KB**

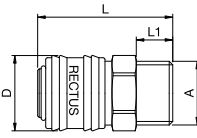
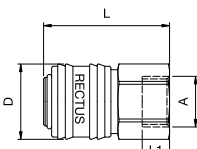
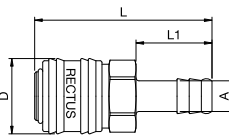
Male Thread

Connection A	Hex SW	L mm	D mm	L1 mm	L2 mm	Hex1 SW1	B mm	G mm	Version	Part Number	DS
G 1/8	22	43	25	9					Standard	26KB AW10 MPX	■ □
									Nickel Plated	26KB AW10 MPN	■ □
G 1/4	22	39	25	9					Standard	26KB AW13 MPX	■ ■
									Nickel Plated	26KB AW13 MPN	■ ■
G 3/8	22	41	25	9					Standard	26KB AW17 MPX	■ ■
									Nickel Plated	26KB AW17 MPN	■ ■
G 1/2	24	42	25	10					Standard	26KB AW21 MPX	■ ■
									Nickel Plated	26KB AW21 MPN	■ □

DS = Delivery Status: ■ in stock

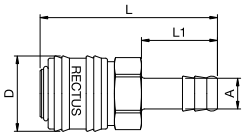
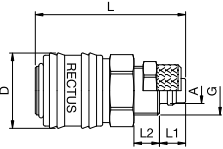
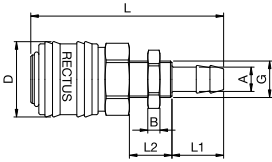
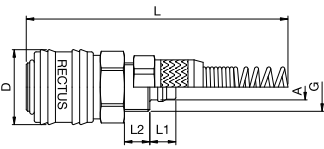
■ □ on short call

■ □ medium term delivery

	Connection A	Hex SW	L mm	D mm	L1 mm	L2 mm	Hex1 SW1	B mm	G mm	Version	Part Number	DS	
 <p>Male Thread</p>	M 16 x 1,5	22	43	25	11					Standard	26KB AD16 MPX	■	
										Nickel Plated	26KB AD16 MPN	■	
	M 18 x 1,5	22	43	25	11					Standard	26KB AD18 MPX	■	
										Nickel Plated	26KB AD18 MPN	■	
 <p>Female Thread</p>	G 1/4	22	41	25	9					Standard	26KB IW13 MPX	■	
										Nickel Plated	26KB IW13 MPN	■	
	G 3/8	22	41	25	9					Standard	26KB IW17 MPX	■	
										Nickel Plated	26KB IW17 MPN	■	
	G 1/2	24	44	25	10					Standard	26KB IW21 MPX	■	
										Nickel Plated	26KB IW21 MPN	■	
	M 16 x 1,5	22	44	25	9					Standard	26KB IM16 MPX	■	
										Nickel Plated	26KB IM16 MPN	■	
	M 18 x 1,5	22	44	25	9					Standard	26KB IM18 MPX	■	
										Nickel Plated	26KB IM18 MPN	■	
 <p>Hose Barb</p>	6 mm	21	58	25	25					Standard	26KB TF06 MPX	■	
										Nickel Plated	26KB TF06 MPN	■	
	8 mm	21	58	25	25					Standard	26KB TF08 MPX	■	
										Nickel Plated	26KB TF08 MPN	■	
	9 mm	21	58	25	25					Standard	26KB TF09 MPX	■	
										Nickel Plated	26KB TF09 MPN	■	
	10 mm	21	58	25	25					Standard	26KB TF10 MPX	■	
										Nickel Plated	26KB TF10 MPN	■	
	13 mm	21	58	25	25					Standard	26KB TF13 MPX	■	
										Nickel Plated	26KB TF13 MPN	■	
	6 mm Parker	21	58	25	25					Standard	26KB TP06 MPX	■	
										Nickel Plated	26KB TP06 MPN	■	

Couplings

RECTUS Series 26KB

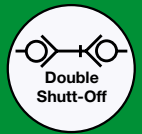

	Connection A	Hex SW	L mm	D mm	L1 mm	L2 mm	Hex1 SW1	B mm	G mm	Version	Part Number	DS	
 <p>Hose Barb</p>	10 mm Parker	21	58	25	24					Standard	26KB TP10 MPX	■ □	
										Nickel Plated	26KB TP10 MPN	■ □	
	13 mm Parker	21	58	25	28					Standard	26KB TP13 MPX	■ □	
										Nickel Plated	26KB TP13 MPN	■ □	
 <p>Plastic Hose Connection</p>	6 x 8 mm	21	45	25	7	6			M 12 x 1	Standard	26KB KO08 MPX	■ □	
										Nickel Plated	26KB KO08 MPN	■ □	
	8 x 10 mm	21	49	25	9	8			M 16 x 1	Standard	26KB KO10 MPX	■ □	
										Nickel Plated	26KB KO10 MPN	■ □	
	9 x 12 mm	21	49	25	9	8			M 16 x 1	Standard	26KB KO12 MPX	■ □	
										Nickel Plated	26KB KO12 MPN	■ □	
 <p>Panel Mount, Hose Barb</p>	6 mm	21	60	25	17	10	17	4	M 12 x 1	Standard	26KB TS06 MPX	■ □	
										Nickel Plated	26KB TS06 MPN	■ □	
	8 mm	21	63	25	17	14	17	4	M 12 x 1	Standard	26KB TS08 MPX	■ □	
										Nickel Plated	26KB TS08 MPN	■ □	
	10 mm	21	72	25	25	14	17	4	G 1/4	Standard	26KB TS10 MPX	■ □	
										Nickel Plated	26KB TS10 MPN	■ □	
 <p>Plastic Hose Connection with Spring Guard</p>	6 x 8 mm	21	132	25	7	6			M 12 x 1	Standard	26KB KK08 MPX	■ □	
										Nickel Plated	26KB KK08 MPN	■ □	
	8 x 10 mm	21	143	25	9	8			M 16 x 1	Standard	26KB KK10 MPX	■ □	
										Nickel Plated	26KB KK10 MPN	■ □	
	9 x 12 mm	21	150	25	9	8			M 16 x 1	Standard	26KB KK12 MPX	■ □	
										Nickel Plated	26KB KK12 MPN	■ □	

Valved Plugs for all 26 KB Series (same as 25KB Series!) see page 137.

DS = Delivery Status: ■ in stock

■ □ on short call

□ □ medium term delivery



Technical Description

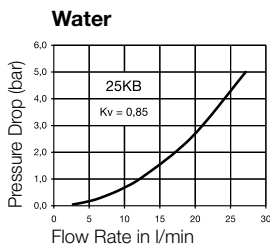
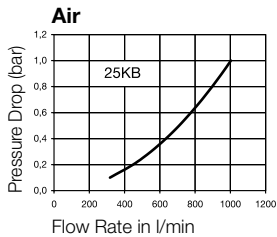
3/8" - 1/2" brass coupling system with UltraFlo technology. High flow performance. Notable for robust design and steel sleeve used with large pneumatic consumers.

Dust Caps (P. 323)

for coupling Part.-No. SK23S
for plug Part.-No. SK12S



Chart



Advantages

Single handed operation. Robust design. High flow valve. No damage to the valve body due to collar design.

Working Pressure

PB = 35 bar, maximum static working pressure with safety factor of 4 to 1.

Working Temperature*

-20°C up to +100°C (NBR)
-40°C up to +120/150°C (EPDM)
-15°C up to +200°C (FKM)
0°C up to +316°C (FFKM)
depending on the medium.

*At a temperature below -20°C and above +100°C special seals are available on request.

actual size



Material

Coupling

Back Body
Valve Body
Sleeve
Valve
Spring and Locking Ring
Locking Balls
Seals
Inner Sleeve
Spring Plate

Standard

Brass
Brass
Brass
Brass
AISI 301
AISI 420
NBR
Brass
Brass

Nickel Plated

Brass, Nickel Plated
Brass, Nickel Plated
Brass, Nickel Plated
Brass
AISI 301
AISI 420
NBR
Brass
Brass

Plug

Plug Profile
Back Body
Valve
Spring
Seal

Brass
Brass
Brass
AISI 301
NBR

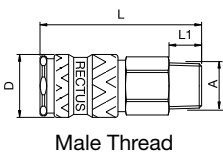
Brass, Nickel Plated
Brass, Nickel Plated
Brass
AISI 301
NBR

You will find the following alternative versions in our current catalogue on page:

- ▶ Brass/Steel Single Shut-off P. 73
- ▶ Brass/Steel Dry-Break P. 159
- ▶ Stainless Steel P. 197
- ▶ Safety P. 268
- ▶ Safety Self-Venting P. 280
- ▶ Safety Coded P. 295

Couplings

RECTUS Series 25KB



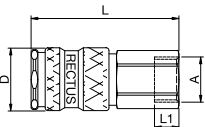
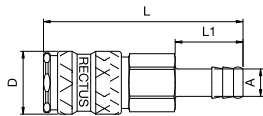
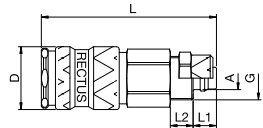
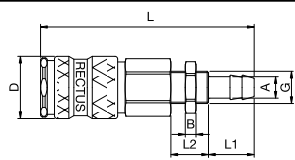
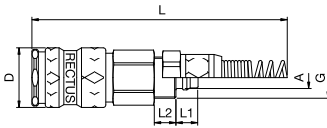
Male Thread

ISO 8434-1

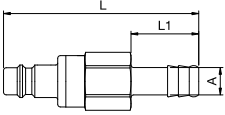
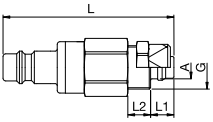
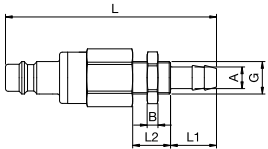
Connection A	Hex SW	L mm	D mm	L1 mm	L2 mm	Hex1 SW1	B mm	G mm	Version	Part Number	DS
R 1/4	19	60	23	12					Standard	25KB AK13 BPX	■
									Nickel Plated	25KB AK13 BPN	■
R 3/8	19	59	23	10,5					Standard	25KB AK17 BPX	■
									Nickel Plated	25KB AK17 BPN	■
R 1/2	22	57,5	23	9					Standard	25KB AK21 BPX	■
									Nickel Plated	25KB AK21 BPN	■
M 14 x 1,5	19	59	23	10					Standard	25KB AD14 BPX	■
									Nickel Plated	25KB AD14 BPN	■
M 16 x 1,5	19	60	23	11					Standard	25KB AD16 BPX	■
									Nickel Plated	25KB AD16 BPN	■
M 18 x 1,5	19	60	23	11					Standard	25KB AD18 BPX	■
									Nickel Plated	25KB AD18 BPN	■

Couplings

RECTUS Series 25KB

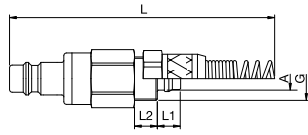
	Connection A	Hex SW	L mm	D mm	L1 mm	L2 mm	Hex1 SW1	B mm	G mm	Version	Part Number	DS	
 <p>Female Thread</p>	G 1/4	19	56	23	10					Standard	25KB IW13 BPX	■ □	
										Nickel Plated	25KB IW13 BPN	■ □	
	G 3/8	19	55	23	9						Standard	25KB IW17 BPX	■ □
											Nickel Plated	25KB IW17 BPN	■ □
	G 1/2	24	58	23	12						Standard	25KB IW21 BPX	■ □
											Nickel Plated	25KB IW21 BPN	■ □
M 16 x 1,5	19	55	23	9						Standard	25KB IM16 BPX	■ □	
										Nickel Plated	25KB IM16 BPN	■ □	
M 18 x 1,5	22	56	23	9						Standard	25KB IM18 BPX	■ □	
										Nickel Plated	25KB IM18 BPN	■ □	
 <p>Hose Barb</p>	6 mm	19	74	23	25					Standard	25KB TF06 BPX	■ □	
										Nickel Plated	25KB TF06 BPN	■ □	
	8 mm	19	74	23	25						Standard	25KB TF08 BPX	■ □
											Nickel Plated	25KB TF08 BPN	■ □
	9 mm	19	74	23	25						Standard	25KB TF09 BPX	■ □
											Nickel Plated	25KB TF09 BPN	■ □
	10 mm	19	74	23	25						Standard	25KB TF10 BPX	■ □
											Nickel Plated	25KB TF10 BPN	■ □
	13 mm	19	74	23	25						Standard	25KB TF13 BPX	■ □
											Nickel Plated	25KB TF13 BPN	■ □
	10 mm Parker	19	73	23	24						Standard	25KB TP10 BPX	■ □
											Nickel Plated	25KB TP10 BPN	■ □
	13 mm Parker	19	76	23	28						Standard	25KB TP13 BPX	■ □
											Nickel Plated	25KB TP13 BPN	■ □
 <p>Plastic Hose Connection</p>	8 x 10 mm	19	65	23	9	8			M 16 x 1	Standard	25KB KO10 BPX	■ □	
										Nickel Plated	25KB KO10 BPN	■ □	
	9 x 12 mm	19	65	23	9	8				M 16 x 1	Standard	25KB KO12 BPX	■ □
											Nickel Plated	25KB KO12 BPN	■ □
 <p>Panel Mount, Hose Barb</p>	6 mm	19	76	23	17	10	17	4	M 12 x 1	Standard	25KB TS06 BPX	■ □	
										Nickel Plated	25KB TS06 BPN	■ □	
	8 mm	19	80	23	17	14	17	4	M 12 x 1	Standard	25KB TS08 BPX	■ □	
										Nickel Plated	25KB TS08 BPN	■ □	
	10mm	19	76	23	17	10	17	4	M 12 x 1	Standard	25KB TS10 BPX	■ □	
										Nickel Plated	25KB TS10 BPN	■ □	
 <p>Platic Hose Connection with Spring Guard</p>	6 x 8 mm	19	144	23	7	6			M 12 x 1	Standard	25KB KK08 BPX	■ □	
										Nickel Plated	25KB KK08 BPN	■ □	
	9 x 12 mm	19	162	23	9	8				M 16 x 1	Standard	25KB KK12 BPX	■ □
											Nickel Plated	25KB KK12 BPN	■ □

DS = Delivery Status: ■ in stock □ on short call □ medium term delivery

	Connection A	Hex SW	L mm	D mm	L1 mm	L2 mm	Hex1 SW1	B mm	G mm	Version	Part Number	DS
 <p>Hose Barb</p>	6 mm	21	60	25						Standard	25SB TF06 MPX	■
										Nickel Plated	25SB TF06 MPN	■
	8 mm	21	60	25						Standard	25SB TF08 MPX	■
										Nickel Plated	25SB TF08 MPN	■
	9 mm	21	60	25						Standard	25SB TF09 MPX	■
										Nickel Plated	25SB TF09 MPN	■
	10 mm	21	60	25						Standard	25SB TF10 MPX	■
										Nickel Plated	25SB TF10 MPN	■
	13 mm	21	60	25						Standard	25SB TF13 MPX	■
										Nickel Plated	25SB TF13 MPN	■
	6 mm Parker	19	67,5	20,5						Standard	25SB TP06 MPX	■
										Nickel Plated	25SB TP06 MPN	■
10 mm Parker	19	71	24						Standard	25SB TP10 MPX	■	
									Nickel Plated	25SB TP10 MPN	■	
13 mm Parker	19	83	28						Standard	25SB TP13 MPX	■	
									Nickel Plated	25SB TP13 MPN	■	
 <p>Plastic Hose Connection</p>	4 x 6 mm	21	47	7	6			M 10 x 1	Standard	25SB KO06 MPX	■	
										Nickel Plated	25SB KO06 MPN	■
	6 x 8 mm	21	47	7	6			M 12 x 1	Standard	25SB KO08 MPX	■	
										Nickel Plated	25SB KO08 MPN	■
	8 x 10 mm	21	51	8,5	8,5			M 16 x 1	Standard	25SB KO10 MPX	■	
										Nickel Plated	25SB KO10 MPN	■
	9 x 12 mm	21	51	8,5	8,5			M 16 x 1	Standard	25SB KO12 MPX	■	
										Nickel Plated	25SB KO12 MPN	■
 <p>Panel Mount, Hose Barb</p>	6 mm	21	62	17	10	17	4	M 12 x 1	Standard	25SB TS06 MPX	■	
										Nickel Plated	25SB TS06 MPN	■
	8 mm	21	65	17	14	17	4	M 12 x 1	Standard	25SB TS08 MPX	■	
										Nickel Plated	25SB TS08 MPN	■
	10 mm	21	74	25	14	17	3,5	G 1/4	Standard	25SB TS10 MPX	■	
										Nickel Plated	25SB TS10 MPN	■

Valved Plugs

RECTUS Series 25KB

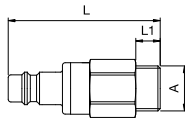


Plastic Hose Connection with Spring Guard

Connection A	Hex SW	L mm	D mm	L1 mm	L2 mm	Hex1 SW1	B mm	G mm	Version	Part Number	DS
4 x 6 mm	19	120		7	6			M 10 x 1	Standard	25SB KK06 MPX	■□
									Nickel Plated	25SB KK06 MPN	■□
6 x 8 mm	19	135		7	6			M 12 x 1	Standard	25SB KK08 MPX	■□
									Nickel Plated	25SB KK08 MPN	■□
8 x 10 mm	19	145		8,5	8,5			M 16 x 1	Standard	25SB KK10 MPX	■□
									Nickel Plated	25SB KK10 MPN	■□
9 x 12 mm	19	150		8,5	8,5			M 16 x 1	Standard	25SB KK12 MPX	■□
									Nickel Plated	25SB KK12 MPN	■□

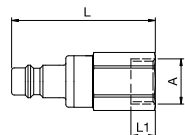
Valved Plugs

RECTUS Series 25KB



Male Thread

Connection A	Hex SW	L mm	D mm	L1 mm	L2 mm	Hex1 SW1	B mm	G mm	Version	Part Number	DS
G 1/8	22	44,5		9					Standard	25SB AW10 MPX	■□
									Nickel Plated	25SB AW10 MPN	■□
G 1/4	22	43		9					Standard	25SB AW13 MPX	■□
									Nickel Plated	25SB AW13 MPN	■□
G 3/8	22	43		9					Standard	25SB AW17 MPX	■□
									Nickel Plated	25SB AW17 MPN	■□
G 1/2	22	46		12					Standard	25SB AW21 MPX	■□
									Nickel Plated	25SB AW21 MPN	■□
M 14 x 1,5	22	44		10					Standard	25SB AD14 MPX	■□
									Nickel Plated	25SB AD14 MPN	■□
M 16 x 1,5	22	45		11					Standard	25SB AD16 MPX	■□
									Nickel Plated	25SB AD16 MPN	■□
M 18 x 1,5	22	45		11					Standard	25SB AD18 MPX	■□
									Nickel Plated	25SB AD18 MPN	■□



Female Thread

G 1/4	22	43		10					Standard	25SB IW13 MPX	■□
									Nickel Plated	25SB IW13 MPN	■□
G 3/8	22	43		9					Standard	25SB IW17 MPX	■□
									Nickel Plated	25SB IW17 MPN	■□
G 1/2	22	46		9					Standard	25SB IW21 MPX	■□
									Nickel Plated	25SB IW21 MPN	■□
M 14 x 1,5	22	43		9					Standard	25SB IM14MPX	■□
									Nickel Plated	25SB IM14 MPN	■□
M 16 x 1,5	22	43		9					Standard	25SB IM16 MPX	■□
									Nickel Plated	25SB IM16 MPN	■□
M 18 x 1,5	22	43		9					Standard	25SB IM18 MPX	■□
									Nickel Plated	25SB IM18 MPN	■□

DS = Delivery Status: ■ in stock

□ on short call

□ medium term delivery



Technical Description

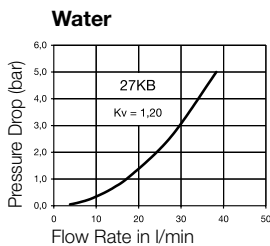
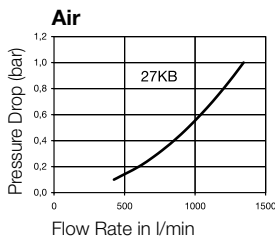
1/2" European industrial profile with UltraFlo technology. High flow performance. Notable for robust design and steel sleeve in use with large pneumatic consumers.

Dust Caps (P. 323)

for coupling Part.-No. SK27S



Chart



Advantages

Single handed operation. Minimal pressure drop. High flow valve. No damage to the valve body from collar design.

Working Pressure

PB = 35 bar, maximum static working pressure with safety factor of 4 to 1

Working Temperature*

-20°C up to +100°C (NBR)
 -40°C up to +120/150°C (EPDM)
 -15°C up to +200°C (FKM)
 0°C up to +316°C (FFKM)
 depending on the medium.

*At a temperature below -20°C and above +100°C special seals are available on request.

Material

Coupling

Back Body
 Valve Body
 Sleeve
 Valve
 Spring and Locking Ring
 Locking Balls
 Seals
 Inner Sleeve
 Spring Plate

Standard

Brass
 Brass
 Brass
 Brass
 AISI 301
 AISI 420
 NBR
 Brass
 Brass

Nickel Plated

Brass, Nickel Plated
 Brass, Nickel Plated
 Brass, Nickel Plated
 Brass
 AISI 301
 AISI 420
 NBR
 Brass
 Brass

Plug

Plug Profile
 Back Body
 Valve
 Spring
 Seal

Brass
 Brass
 Brass
 AISI 301
 NBR

Brass, Nickel Plated
 Brass, Nickel Plated
 Brass, Nickel Plated
 AISI 301
 NBR



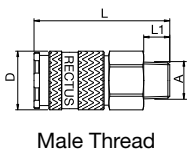
You will find the following alternative versions in our current catalogue on page:

- ▶ Brass/Steel Single Shut-off P. 95
- ▶ Stainless Steel P. 201
- ▶ Safety Self-Venting P. 282

Couplings

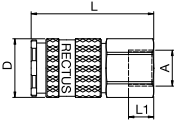
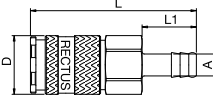
RECTUS Series 27KB

	Connection A	Hex SW	L mm	D mm	L1 mm	L2 mm	Hex1 SW1	B mm	G mm	Version	Part Number	DS
	R 1/4	24	63	27	12					Standard	27KB AK13 BPX	■
										Nickel Plated	27KB AK13 BPN	■
	R 3/8	24	63	27	12					Standard	27KB AK17 BPX	■
										Nickel Plated	27KB AK17 BPN	■
	R 1/2	24	65	27	17					Standard	27KB AK21 BPX	■
										Nickel Plated	27KB AK21 BPN	■
	R 3/4	27	65	27	17					Standard	27KB AK26 BPX	■
										Nickel Plated	27KB AK26 BPN	■



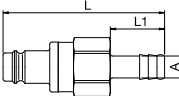
Couplings

RECTUS Series 27KB

	Connection A	Hex SW	L mm	D mm	L1 mm	L2 mm	Hex1 SW1	B mm	G mm	Version	Part Number	DS	
 <p>Female Thread</p>	G 1/4	24	56	27	10					Standard	27KB IW13 BPX	■ □	
										Nickel Plated	27KB IW13 BPN	■ □	
	G 3/8	24	56	27	11						Standard	27KB IW17 BPX	■ □
											Nickel Plated	27KB IW17 BPN	■ □
	G 1/2	24	56	27	12						Standard	27KB IW21 BPX	■ □
											Nickel Plated	27KB IW21 BPN	■ □
	G 3/4	32	60	27	16						Standard	27KB IW26 BPX	■ □
											Nickel Plated	27KB IW26 BPN	■ □
 <p>Hose Barb</p>	6 mm	24	76	27	25					Standard	27KB TF06 BPX	■ □	
										Nickel Plated	27KB TF06 BPN	■ □	
	8 mm	24	76	27	25						Standard	27KB TF08 BPX	■ □
											Nickel Plated	27KB TF08 BPN	■ □
	9 mm	24	76	27	25						Standard	27KB TF09 BPX	■ □
											Nickel Plated	27KB TF09 BPN	■ □
	10 mm	24	76	27	25						Standard	27KB TF10 BPX	■ □
											Nickel Plated	27KB TF10 BPN	■ □
	13 mm	24	76	27	25						Standard	27KB TF13 BPX	■ □
											Nickel Plated	27KB TF13 BPN	■ □
	16 mm	24	76	27	25						Standard	27KB TF16 BPX	■ □
											Nickel Plated	27KB TF16 BPN	■ □
	19 mm	24	76	27	25						Standard	27KB TF19 BPX	■ □
											Nickel Plated	27KB TF19 BPN	■ □

Valved Plugs

RECTUS Series 27KB

	Connection A	Hex SW	L mm	D mm	L1 mm	L2 mm	Hex1 SW1	B mm	G mm	Version	Part Number	DS	
 <p>Hose Barb</p>	6 mm	24	74	25						Standard	27SB TF06 MPX	■ □	
										Nickel Plated	27SB TF06 MPN	■ □	
	8 mm	24	74	25							Standard	27SB TF08 MPX	■ □
											Nickel Plated	27SB TF08 MPN	■ □
	9 mm	24	74	25							Standard	27SB TF09 MPX	■ □
											Nickel Plated	27SB TF09 MPN	■ □

DS = Delivery Status: ■ in stock

□ on short call

□ medium term delivery

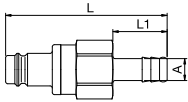
Valved Plugs

RECTUS Series 27KB

Brass/Steel

Low Pressure

Connection A	Hex SW	L mm	D mm	L1 mm	L2 mm	Hex1 SW1	B mm	G mm	Version	Part Number	DS
10 mm	24	74		25					Standard	27SB TF10 MPX	<input type="checkbox"/>
									Nickel Plated	27SB TF10 MPN	<input type="checkbox"/>
13 mm	24	74		25					Standard	27SB TF13 MPX	<input type="checkbox"/>
									Nickel Plated	27SB TF13 MPN	<input type="checkbox"/>
16 mm	24	74		25					Standard	27SB TF16 MPX	<input type="checkbox"/>
									Nickel Plated	27SB TF16 MPN	<input type="checkbox"/>
19 mm	24	74		25					Standard	27SB TF19 MPX	<input type="checkbox"/>
									Nickel Plated	27SB TF19 MPN	<input type="checkbox"/>

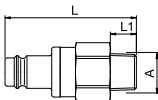


Hose Barb

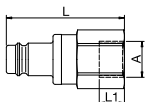
Valved Plugs

RECTUS Series 27KB

Connection A	Hex SW	L mm	D mm	L1 mm	L2 mm	Hex1 SW1	B mm	G mm	Version	Part Number	DS
R 1/4	24	60,5		12					Standard	27SB AK13 MPX	<input type="checkbox"/>
									Nickel Plated	27SB AK13 MPN	<input type="checkbox"/>
R 3/8	24	60,5		12					Standard	27SB AK17 MPX	<input type="checkbox"/>
									Nickel Plated	27SB AK17 MPN	<input type="checkbox"/>
R 1/2	24	62,5		17					Standard	27SB AK21 MPX	<input type="checkbox"/>
									Nickel Plated	27SB AK21MPN	<input type="checkbox"/>
R 3/4	27	62,5		17					Standard	27SB AK26 MPX	<input type="checkbox"/>
									Nickel Plated	27SB AK26 MPN	<input type="checkbox"/>
G 1/4	24	54,5		9					Standard	27SB IW13 MPX	<input type="checkbox"/>
									Nickel Plated	27SB IW13 MPN	<input type="checkbox"/>
G 3/8	24	54,5		9					Standard	27SB IW17 MPX	<input type="checkbox"/>
									Nickel Plated	27SB IW17 MPN	<input type="checkbox"/>
G 1/2	24	54,5		12					Standard	27SB IW21 MPX	<input type="checkbox"/>
									Nickel Plated	27SB IW21 MPN	<input type="checkbox"/>
G 3/4	32	58,5		16					Standard	27SB IW26 MPX	<input type="checkbox"/>
									Nickel Plated	27SB IW26 MPN	<input type="checkbox"/>



Male Thread



Female Thread



Nominal Diameter

10 = 80 mm²

RECTUS Series

1700KB



80% of actual size

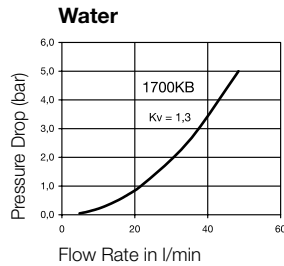
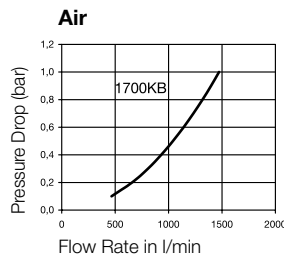


Technical Description

Premium industrial coupling in nominal diameter 10 with high grade valve technology and unprecedented flow values and minimum connecting forces.

Dust Caps (P. 323) for coupling Part.-No. SK27S

Chart



Advantages

Single handed operation. High flow valve. Easy connecting forces. Easy-grip sleeve design. Increased reliability due to use of high grade materials. Extremely high flow performance.

Working Pressure

PB = 35 bar, maximum static working pressure with safety factor of 4 to 1.

Working Temperature*

-20°C up to +100°C (NBR)
-40°C up to +120/150°C (EPDM)
-15°C up to +200°C (FKM)
0°C up to 316°C (FFKM)
depending on the medium.

*At a temperature below -20°C and above +100°C special seals are available on request.

Material

Coupling

Back Body
Valve Body
Sleeve
Valve, Seat
Springs, Locking Ring
Balls
Seals

Standard Version

Brass, Nickel Plated
Brass, Nickel Plated
Brass, Nickel Plated
Brass
AISI 301
AISI 420
NBR

Plug

Plug Profile
Back Body
Valve
Spring
Seal

Brass, Nickel Plated
Brass, Nickel Plated
Brass, Nickel Plated
AISI 301
NBR

You will find the following alternative versions in our current catalogue on page:

► Brass/Steel Single Shut-off P. 97

Couplings

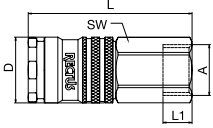
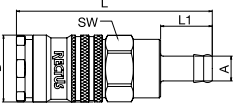
RECTUS Series 1700KB

	Connection A	Hex SW	L mm	D mm	L1 mm	L2 mm	Hex1 SW1	B mm	G mm	Version	Part Number	DS
<p>Male Thread</p>	G 3/8	24	64,5	27	7					Standard	1700KB AW17 BPN	■
	G 1/2	24	69,5	27	12					Standard	1700KB AW21 BPN	■
	G 3/4	30	73,5	27	16					Standard	1700KB AW26 BPN	■
<p>Female Thread</p>	G 3/8	24	67,5	27	12					Standard	1700KB IW17 BPN	■

DS = Delivery Status: ■ in stock □ on short call □ medium term delivery

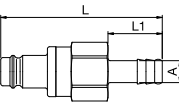
Couplings

RECTUS Series 1700KB

	Connection A	Hex SW	L mm	D mm	L1 mm	L2 mm	Hex1 SW1	B mm	G mm	Version	Part Number	DS
 <p>Female Thread</p>	G 1/2	24	67,5	27	12					Standard	1700KB IW21 BPN	■
	G 3/4	32	73,5	27	16					Standard	1700KB IW26 BPN	■
 <p>Hose Barb</p>	10 mm	24	79,5	27	21				Standard	1700KB TF10 BPN	■	
	13 mm	24	79,5	27	21				Standard	1700KB TF13 BPN	■	
	16 mm	24	79,5	27	21				Standard	1700KB TF16 BPN	■	
	19 mm	24	79,5	27	21				Standard	1700KB TF19 BPN	■	

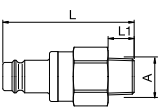
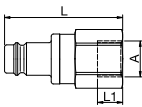
Valved Plugs

RECTUS Series 27SB

	Connection A	Hex SW	L mm	D mm	L1 mm	L2 mm	Hex1 SW1	B mm	G mm	Version	Part Number	DS
 <p>Hose Barb</p>	6 mm	24	74		25					Standard	27SB TF06 MPN	■
	8 mm	24	74		25					Standard	27SB TF08 MPN	■
	9 mm	24	74		25					Standard	27SB TF09 MPN	■
	10 mm	24	74		25					Standard	27SB TF10 MPN	■
	13 mm	24	74		25					Standard	27SB TF13 MPN	■
	16 mm	24	74		25					Standard	27SB TF16 MPN	■
	19 mm	24	74		25					Standard	27SB TF19 MPN	■

Valved Plugs

RECTUS Series 27SB

	Connection A	Hex SW	L mm	D mm	L1 mm	L2 mm	Hex1 SW1	B mm	G mm	Version	Part Number	DS
 <p>Male Thread</p>	R 1/4	24	60,5		12					Standard	27SB AK13 MPN	■
	R 3/8	24	60,5		12					Standard	27SB AK17 MPN	■
	R 1/2	24	62,5		17					Standard	27SB AK21 MPN	■
	R 3/4	27	62,5		17					Standard	27SB AK26 MPN	■
 <p>Female Thread</p>	G 1/4	24	54,5		9					Standard	27SB IW13 MPN	■
	G 3/8	24	54,5		9					Standard	27SB IW17 MPN	■
	G 1/2	24	54,5		12					Standard	27SB IW21 MPN	■
	G 3/4	24	54,5		16					Standard	27SB IW26 MPN	■

⚠ Please consider our security advices on the pages 12/13 ⚠




Nominal Diameter

12 = 115 mm²

RECTUS Series

57KB



65% of actual size



Technical Description

German industrial profile with UltraFlo technology. Optimised structure with respect to size and performance. Robust coupling for compressed air applications. Especially suitable for oscillating forces, due to steel sleeve and steel valve body. Specific application for liquids.

Advantages

Single handed operation. Minimal pressure drop. High flow valve. No damage to the valve body from collar design.

Working Pressure

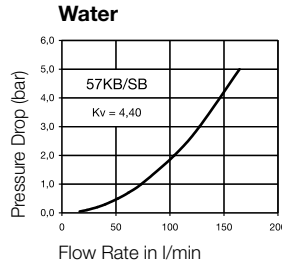
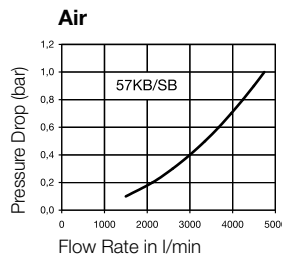
PB = 35 bar, maximum static working pressure with safety factor of 4 to 1.

Working Temperature*

-20°C up to +100°C (NBR)
-40°C up to +120/150°C (EPDM)
-15°C up to +200°C (FKM)
depending on the medium.

*At a temperature below -20°C and above +100°C special seals are available on request.

Chart



Material

- Coupling**
- Back Body
 - Valve Body
 - Sleeve
 - Valve
 - Spring and Locking Ring
 - Locking Balls
 - Seals
 - Spring Plate

Standard

- Brass, Nickel Plated
- Steel, Nickel Plated
- Steel Hardened, Nickel Plated
- Brass, Nickel Plated
- AISI 301
- AISI 420
- NBR
- Brass, Nickel Plated

Plug

- Plug Profile
- Back Body
- Valve
- Spring
- Seal
- Spring Plate

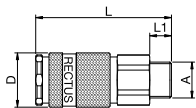
- Steel Hardened, Nickel Plated
- Brass, Nickel Plated
- Brass, Nickel Plated
- AISI 301
- NBR
- Brass

You will find the following alternative versions in our current catalogue on page:

► Brass/Steel Single Shut-off P. 111

Couplings

RECTUS Series 57KB



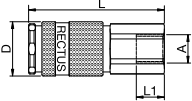
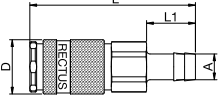
Male Thread

Connection A	Hex SW	L mm	D mm	L1 mm	L2 mm	Hex1 SW1	B mm	G mm	Version	Part Number	DS
G 1/2	34	98	40	12					Standard	57KB AW21 SPN	■ □
G 3/4	34	100	40	16					Standard	57KB AW26 SPN	■
G 1	41	100	40	19					Standard	57KB AW33 SPN	■ □

DS = Delivery Status: ■ in stock □ on short call □ medium term delivery

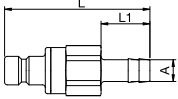
Couplings

RECTUS Series 57KB

	Connection A	Hex SW	L mm	D mm	L1 mm	L2 mm	Hex1 SW1	B mm	G mm	Version	Part Number	DS
 <p>Female Thread</p>	G 1/2	34	100	40	19					Standard	57KB IW21 SPN	<input type="checkbox"/>
	G 3/4	34	100	40	16					Standard	57KB IW26 SPN	<input type="checkbox"/>
	G 1	41	101	40	20					Standard	57KB IW33 SPN	<input type="checkbox"/>
 <p>Hose Barb</p>	16 mm	34	122	40	36					Standard	57KB TF16 SPN	<input type="checkbox"/>
	19 mm	34	122	40	36					Standard	57KB TF19 SPN	<input type="checkbox"/>

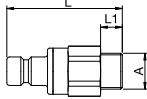
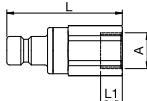
Valved Plugs

RECTUS Series 57KB

	Connection A	Hex SW	L mm	D mm	L1 mm	L2 mm	Hex1 SW1	B mm	G mm	Version	Part Number	DS
 <p>Hose Barb</p>	13 mm	34	101		28					Standard	57SB TF13 SPN	<input type="checkbox"/>
	16 mm	34	107		36					Standard	57SB TF16 SPN	<input type="checkbox"/>
	19 mm	34	107		36					Standard	57SB TF19 SPN	<input type="checkbox"/>

Valved Plugs

RECTUS Series 57KB

	Connection A	Hex SW	L mm	D mm	L1 mm	L2 mm	Hex1 SW1	B mm	G mm	Version	Part Number	DS
 <p>Male Thread</p>	G 3/8	34	86		12					Standard	57SB AW17 SPN	<input type="checkbox"/>
	G 1/2	34	83		12					Standard	57SB AW21 SPN	<input type="checkbox"/>
	G 3/4	34	85		16					Standard	57SB AW26 SPN	<input type="checkbox"/>
	G 1	41	85		19					Standard	57SB AW33 SPN	<input type="checkbox"/>
 <p>Female Thread</p>	G 1/2	34	85		19					Standard	57SB IW21 SPN	<input type="checkbox"/>
	G 3/4	34	85		16					Standard	57SB IW26 SPN	<input type="checkbox"/>

⚠ Please consider our security advices on the pages 12/13 ⚠



Nominal Diameter

15 = 175 mm²

RECTUS Series

38KB



60% of actual size



Technical Description

Industrial profile in brass, with UltraFlo technology. Compact dimensions with high performance characteristics. Coupling can be used with numerous gaseous and liquid media.

Advantages

Compact dimensions. Extremely high flow performance. High flow valve.

Working Pressure

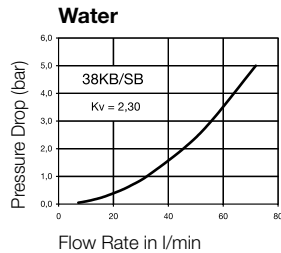
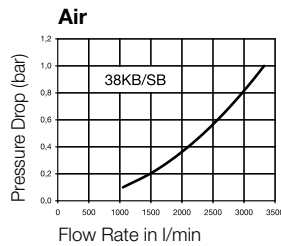
PB = 35 bar, maximum static working pressure with safety factor of 4 to 1.

Working Temperature*

-20°C up to +100°C (NBR)
 -40°C up to +120/150°C (EPDM)
 -15°C up to +200°C (FKM)
 0°C up to 316°C (FFKM)
 depending on the medium.

*At a temperature below -20°C and above +100°C special seals are available on request.

Chart



You will find the following alternative versions in our current catalogue on page:

► Brass/Steel Single Shut-off P. 115

Material

Coupling

- Back Body
- Valve Body
- Sleeve
- Valve
- Spring and Locking Ring
- Locking Balls
- Seals
- Inner Sleeve
- Spring Plate

Standard

- Brass
- Brass
- Brass
- Brass
- AISI 301
- AISI 420
- NBR
- Brass
- Brass

Nickel Plated

- Brass, Nickel Plated
- Brass, Nickel Plated
- Brass, Nickel Plated
- Brass
- AISI 301
- AISI 420
- NBR
- Brass
- Brass

Plug

- Plug Profile
- Back Body
- Valve
- Spring and Locking Ring
- Seal
- Spring Plate

- Brass
- Brass
- Brass
- AISI 301
- NBR
- Brass

- Brass, Nickel Plated
- Brass, Nickel Plated
- Brass
- AISI 301
- NBR
- Brass

Couplings

RECTUS Series 38KB

	Connection A	Hex SW	L mm	D mm	L1 mm	L2 mm	Hex1 SW1	B mm	G mm	Version	Part Number	DS	
<p>Male Thread</p>	G 1/2	34	89	40	12					Standard	38KB AW21 MPX	■	
										Nickel Plated	38KB AW21 MPN	■□	
	G 3/4	34	91	40	16						Standard	38KB AW26 MPX	■
											Nickel Plated	38KB AW26 MPN	■□
	G 1	41	91	40	19						Standard	38KB AW33 MPX	■
											Nickel Plated	38KB AW33 MPN	■□
<p>Female Thread</p>	G 1/2	34	95	40	20					Standard	38KB IW21 MPX	■	
										Nickel Plated	38KB IW21 MPN	■□	

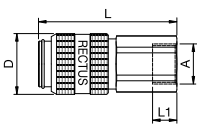
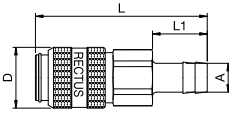
DS = Delivery Status: ■ in stock

■□ on short call

□ medium term delivery

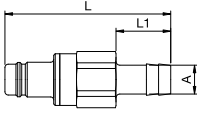
Couplings

RECTUS Series 38KB

	Connection A	Hex SW	L mm	D mm	L1 mm	L2 mm	Hex1 SW1	B mm	G mm	Version	Part Number	DS
 <p>Female Thread</p>	G 3/4	34	91	40	14					Standard	38KB IW26 MPX	■
										Nickel Plated	38KB IW26 MPN	■
	G 1	41	92	40	20					Standard	38KB IW33 MPX	■
										Nickel Plated	38KB IW33 MPN	■
 <p>Hose Barb</p>	13 mm	34	105	40	28					Standard	38KB TF13 MPX	■
										Nickel Plated	38KB TF13 MPN	■
	16 mm	34	113	40	36					Standard	38KB TF16 MPX	■
										Nickel Plated	38KB TF16 MPN	■
	19 mm	34	113	40	36					Standard	38KB TF19 MPX	■
										Nickel Plated	38KB TF19 MPN	■
	25 mm	34	109	40	36					Standard	38KB TF25 MPX	■
										Nickel Plated	38KB TF25 MPN	■

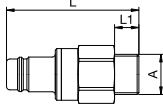
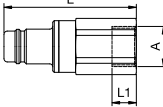
Valved Plugs

RECTUS Series 38KB

	Connection A	Hex SW	L mm	D mm	L1 mm	L2 mm	Hex1 SW1	B mm	G mm	Version	Part Number	DS
 <p>Hose Barb</p>	13 mm	34	103		28					Standard	38SB TF13 MPX	■
										Nickel Plated	38SB TF13 MPN	■
	16 mm	34	109		36					Standard	38SB TF16 MPX	■
										Nickel Plated	38SB TF16 MPN	■
	19 mm	34	109		36					Standard	38SB TF19 MPX	■
										Nickel Plated	38SB TF19 MPN	■
	25 mm	34	105		36					Standard	38SB TF25 MPX	■
										Nickel Plated	38SB TF25 MPN	■

Valved Plugs

RECTUS Series 38KB

	Connection A	Hex SW	L mm	D mm	L1 mm	L2 mm	Hex1 SW1	B mm	G mm	Version	Part Number	DS
 <p>Male Thread</p>	G 1/2	34	85		12					Standard	38SB AW21 MPX	■
										Nickel Plated	38SB AW21 MPN	■
	G 3/4	34	87		16					Standard	38SB AW26 MPX	■
										Nickel Plated	38SB AW26 MPN	■
 <p>Female Thread</p>	G 1	41	87		19					Standard	38SB AW33 MPX	■
										Nickel Plated	38SB AW33 MPN	■
	G 1/2	34	87		16					Standard	38SB IW21 MPX	■
										Nickel Plated	38SB IW21 MPN	■
	G 3/4	34	87		16					Standard	38SB IW26 MPX	■
										Nickel Plated	38SB IW26 MPN	■
	G 1	41	8		26					Standard	38SB IW33 MPX	■
										Nickel Plated	38SB IW33 MPN	■



Nominal Diameter


19 = 300 mm²

RECTUS Series

39KB



40% of actual size



Technical Description

Industrial brass profile with UltraFlo technology. Compact dimensions with high performance characteristics. Coupling can be used with numerous gaseous and liquid media.

Advantages

Compact dimensions. Extremely high flow performance. High flow valve.

Working Pressure

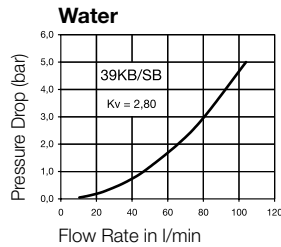
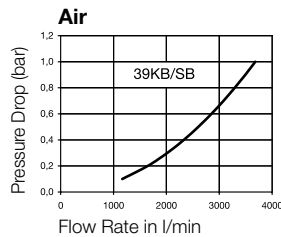
PB = 35 bar, maximum static working pressure with safety factor of 4 to 1.

Working Temperature*

-20°C up to +100°C (NBR)
 -40°C up to +120/150°C (EPDM)
 -15°C up to +200°C (FKM)
 0°C up to 316°C (FFKM)
 depending on the medium.

*At a temperature below -20°C and above +100°C special seals are available on request.

Chart



You will find the following alternative versions in our current catalogue on page:

- ▶ Brass/Steel Single Shut-off P. 117
- ▶ Brass/Steel Dry-Break P. 168

Material

Coupling

Back Body
 Valve Body
 Sleeve
 Valve
 Spring and Locking Ring
 Locking Balls
 Seals
 Inner Sleeve
 Spring Plate

Standard

Brass
 Brass
 Brass
 Brass
 AISI 301
 AISI 420
 NBR
 Brass
 Brass

Nickel Plated

Brass, Nickel Plated
 Brass, Nickel Plated
 Brass, Nickel Plated
 Brass
 AISI 301
 AISI 420
 NBR
 Brass
 Brass

Plug

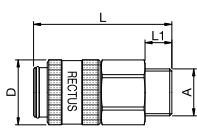
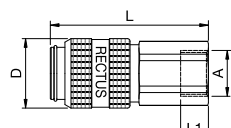
Plug Profile
 Back Body
 Valve
 Spring and Locking Ring
 Seal
 Spring Plate

Brass
 Brass
 Brass
 AISI 301
 NBR
 Brass

Brass, Nickel Plated
 Brass, Nickel Plated
 Brass
 AISI 301
 NBR
 Brass

Couplings

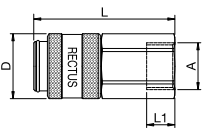
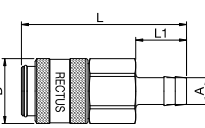
RECTUS Series 39KB

	Connection A	Hex SW	L mm	D mm	L1 mm	L2 mm	Hex1 SW1	B mm	G mm	Version	Part Number	DS
 <p>Male Thread</p>	G 3/4	41	95	46	16					Standard	39KB AW26 MPX	■
										Nickel Plated	39KB AW26 MPN	■□
	G 1	41	98	46	19					Standard	39KB AW33 MPX	■
										Nickel Plated	39KB AW33 MPN	■□
	G 1 1/4	46	98	46	19					Standard	39KB AW42 MPX	■□
										Nickel Plated	39KB AW42 MPN	■□
 <p>Female Thread</p>	G 3/4	41	99	46	20					Standard	39KB IW26 MPX	■
										Nickel Plated	39KB IW26 MPN	■□

DS = Delivery Status: ■ in stock ■□ on short call □ medium term delivery

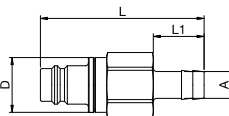
Couplings

RECTUS Series 39KB

	Connection A	Hex SW	L mm	D mm	L1 mm	L2 mm	Hex1 SW1	B mm	G mm	Version	Part Number	DS
 <p>Female Thread</p>	G 1	41	100	46	20					Standard	39KB IW33 MPX	■
										Nickel Plated	39KB IW33 MPN	■
	G 1 1/4	50	105	46	22					Standard	39KB IW42 MPX	■
										Nickel Plated	39KB IW42 MPN	■
 <p>Hose Barb</p>	19 mm	41	115	46	36					Standard	39KB TF19 MPX	■
										Nickel Plated	39KB TF19 MPN	■
	25 mm	41	125	46	48					Standard	39KB TF25 MPX	■
										Nickel Plated	39KB TF25 MPN	■

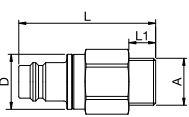
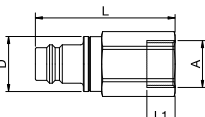
Valved Plugs

RECTUS Series 39KB

	Connection A	Hex SW	L mm	D mm	L1 mm	L2 mm	Hex1 SW1	B mm	G mm	Version	Part Number	DS
 <p>Hose Barb</p>	19 mm	41	114		36					Standard	39SB TF19 MPX	■
										Nickel Plated	39SB TF19 MPN	■
	25 mm	41	124		48					Standard	39SB TF25 MPX	■
										Nickel Plated	39SB TF25 MPN	■

Valved Plugs

RECTUS Series 39KB

	Connection A	Hex SW	L mm	D mm	L1 mm	L2 mm	Hex1 SW1	B mm	G mm	Version	Part Number	DS
 <p>Male Thread</p>	G 3/4	41	92		16					Standard	39SB AW26 MPX	■
										Nickel Plated	39SB AW26 MPN	■
	G 1	41	95		19					Standard	39SB AW33 MPX	■
										Nickel Plated	39SB AW33 MPN	■
 <p>Female Thread</p>	G 1 1/4	46	95		19					Standard	39SB AW42 MPX	■
										Nickel Plated	39SB AW42 MPN	■
	G 3/4	41	96		19					Standard	39SB IW26 MPX	■
										Nickel Plated	39SB IW26 MPN	■
	G 1	41	97		24					Standard	39SB IW33 MPX	■
										Nickel Plated	39SB IW33 MPN	■
	G 1 1/4	50	102		26					Standard	39SB IW42 MPX	■
										Nickel Plated	39SB IW42 MPN	■



Nominal Diameter

4 = 12.5 mm²



RECTUS Series
204KL

actual size



red dot design award
winner 2007

You will find the following alternative versions in our current catalogue on page:

► Stainless Steel

P. 210

Technical Description

Dry-break coupling systems, which stand out for their extremely low leakage rates and a minimum volume of dead space. No air locks whatsoever during connecting and negligible film of channelled medium on the valve bodies when disconnecting. Coupling systems for applications in sensitive environments, such as in analysis technology, cooling circuits, transport systems and many applications with aggressive medium.

Advantages

Single-handed operation. Easy handling. Ergonomic sleeve shape. Optimised size. Low connecting forces. Valve body protected by collar design.

Extremely low dead volume remainings.

Interchangeability

RECTUS Design

Working Pressure

PB = 15 bar, maximum static working pressure with safety factor of 4 to 1.

Working Temperature

-20°C up to +100°C (NBR)
Other sealing materials available on request.

Material

Coupling

- Back Body
- Valve Body
- Sleeve
- Valve
- Spring and Locking Ring
- Locking Balls
- Seals

Standard

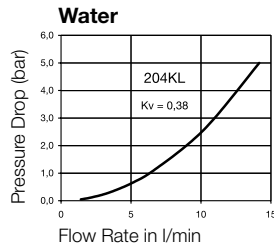
- Brass, Nickel Plated
- Brass, Nickel Plated
- Brass, Nickel Plated
- Brass, Nickel Plated
- AISI 303
- AISI 420
- NBR

Plug

- Plug Profile
- Back Body
- Valve
- Spring
- Seal

- Brass, Nickel Plated
- Brass, Nickel Plated
- Brass, Nickel Plated
- AISI 303
- NBR

Chart



Couplings

RECTUS Series 204KL

	Connection A	Hex SW	L mm	D mm	L1 mm	L2 mm	Hex1 SW1	B mm	G mm	Version	Part Number	DS
<p>Male Thread</p>	G 1/8	14	45	19	7					Standard	204KL AW10 MPN	■
	G 1/4	17	47	19	9					Standard	204KL AW13 MPN	■
<p>Female Thread</p>	G 1/8	14	45	19	9					Standard	204KL IW10 MPN	■
	G 1/4	17	47	19	9					Standard	204KL IW13 MPN	■

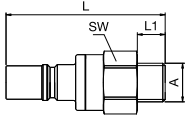
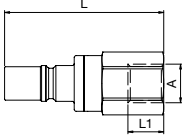
DS = Delivery Status: ■ in stock

□ on short call

□ medium term delivery

Valved Plugs

RECTUS Series 204KL

	Connection A	Hex SW	L mm	D mm	L1 mm	L2 mm	Hex1 SW1	B mm	G mm	Version	Part Number	DS
 <p>Male Thread</p>	G 1/8	14	40		7					Standard	204SL AW10 MPN	■
	G 1/4	17	42		9					Standard	204SL AW13 MPN	■
	G 1/8	14	40		9					Standard	204SL IW10 MPN	■
 <p>Female Thread</p>	G 1/4	17	42		7					Standard	204SL IW13 MPN	■

Brass/Steel

Low Pressure



Nominal Diameter

5 = 20 mm²

RECTUS Series

21KL

actual size



Technical Description

Mini industrial coupling, internationally the most common profile for this nominal diameter, in double shut-off design. Above average flow performance for liquid and gaseous media. Large band width in materials and valve variants.

Dust Caps (P. 323)

for coupling Part.-No. SK16S



Advantages

Single handed operation.
Small dimensions. Minimum (hardly noticeable) leakage occurs when disconnecting.
Air is not trapped in during the connecting process.

Working Pressure

PB = 8 bar, maximum static working pressure with safety factor of 4 to 1.

Working Temperature*

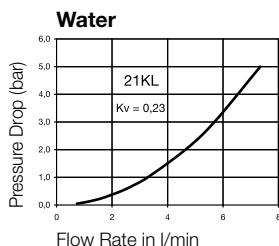
-20°C up to +100°C (NBR)
-40°C up to +120/150°C (EPDM)
-15°C up to +200°C (FKM)
0°C up to +316°C (FFKM) depending on the medium.

*At a temperature below -20°C and above +100°C special seals are available on request.

You will find the following alternative versions in our current catalogue on page:

- ▶ Brass/Steel Single Shut-off P. 34
- ▶ Brass/Steel Double Shut-off P. 123
- ▶ Stainless Steel P. 212
- ▶ Thermoplastics P. 232
- ▶ Safety P. 266
- ▶ Coded Systems P. 292

Chart



Material

Coupling

Back Body
Valve Body
Sleeve
Valve
Spring and Locking Ring
Locking Balls
Seals
Inner Sleeve
Seal bonnet

Standard

Brass
Brass
Brass
Brass
AISI 301
AISI 420
NBR
Brass
Brass

Nickel Plated

Brass, Nickel Plated
Brass, Nickel Plated
Brass, Nickel Plated
Brass
AISI 301
AISI 420
NBR
Brass
Brass

Plug

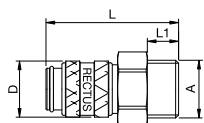
Plug Profile
Back Body
Valve
Spring
Seal

Brass
Brass
Brass
AISI 301
NBR

Brass, Nickel Plated
Brass, Nickel Plated
Brass, Nickel Plated
AISI 301
NBR

Couplings

RECTUS Series 21KL



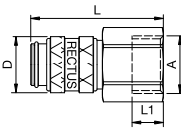
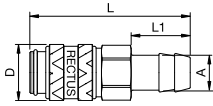
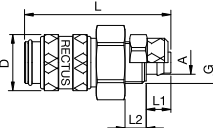
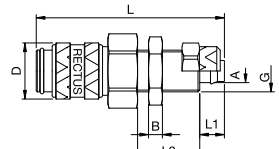
Male Thread

Connection A	Hex SW	L mm	D mm	L1 mm	L2 mm	Hex1 SW1	B mm	G mm	Version	Part Number	DS
G 1/8	14	36	16	7					Standard	21KL AW10 MPX	■ □
									Nickel Plated	21KL AW10 MPN	■ □
G 1/4	17	38	16	9					Standard	21KL AW13 MPX	■ □
									Nickel Plated	21KL AW13 MPN	■ □
G 3/8	19	38	16	9					Standard	21KL AW17 MPX	■ □
									Nickel Plated	21KL AW17 MPN	■ □
M 12 x 1,5	17	38	16	9					Standard	21KL AD12 MPX	■ □
									Nickel Plated	21KL AD12 MPN	■ □
M 14 x 1,5	17	38	16	9					Standard	21KL AD14 MPX	■ □
									Nickel Plated	21KL AD14 MPN	■ □

DS = Delivery Status: ■ in stock

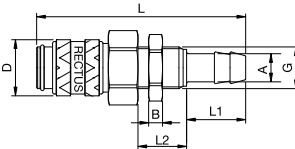
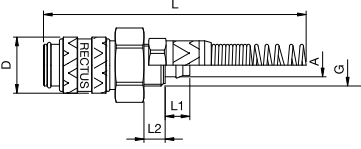
□ on short call

□ medium term delivery

	Connection A	Hex SW	L mm	D mm	L1 mm	L2 mm	Hex1 SW1	B mm	G mm	Version	Part Number	DS	
 <p>Female Thread</p>	G 1/8	14	36	16	9					Standard	21KL IW10 MPX	<input checked="" type="checkbox"/>	
										Nickel Plated	21KL IW10 MPN	<input checked="" type="checkbox"/>	
	G 1/4	17	38	16	9					Standard	21KL IW13 MPX	<input checked="" type="checkbox"/>	
										Nickel Plated	21KL IW13 MPN	<input checked="" type="checkbox"/>	
	G 3/8	19	38	16	9					Standard	21KL IW17 MPX	<input checked="" type="checkbox"/>	
										Nickel Plated	21KL IW17 MPN	<input checked="" type="checkbox"/>	
	M 12 x 1,5	17	38	16	6					Standard	21KL IM12 MPX	<input checked="" type="checkbox"/>	
										Nickel Plated	21KL IM12 MPN	<input checked="" type="checkbox"/>	
	M 14 x 1,5	17	38	16	6					Standard	21KL IM14 MPX	<input checked="" type="checkbox"/>	
										Nickel Plated	21KL IM14 MPN	<input checked="" type="checkbox"/>	
	 <p>Hose Barb</p>	4 mm	14	46	16	17					Standard	21KL TF04 MPX	<input checked="" type="checkbox"/>
											Nickel Plated	21KL TF04 MPN	<input checked="" type="checkbox"/>
6 mm		14	46	16	17					Standard	21KL TF06 MPX	<input checked="" type="checkbox"/>	
										Nickel Plated	21KL TF06 MPN	<input checked="" type="checkbox"/>	
8 mm		14	46	16	17					Standard	21KL TF08 MPX	<input checked="" type="checkbox"/>	
										Nickel Plated	21KL TF08 MPN	<input checked="" type="checkbox"/>	
9 mm		14	46	16	17					Standard	21KL TF09 MPX	<input checked="" type="checkbox"/>	
										Nickel Plated	21KL TF09 MPN	<input checked="" type="checkbox"/>	
10 mm		14	46	16	17					Standard	21KL TF10 MPX	<input checked="" type="checkbox"/>	
										Nickel Plated	21KL TF10 MPN	<input checked="" type="checkbox"/>	
6 mm Parker		14	46	16	17					Standard	21KL TP06 MPX	<input checked="" type="checkbox"/>	
										Nickel Plated	21KL TP06 MPN	<input checked="" type="checkbox"/>	
 <p>Plastic Hose Connection</p>	4 x 6 mm	14	42	16	7	6		M 10 x 1	Standard	21KL KO06 MPX	<input checked="" type="checkbox"/>		
										Nickel Plated	21KL KO06 MPN	<input checked="" type="checkbox"/>	
	6 x 8 mm	14	42	16	7	6		M 12 x 1	Standard	21KL KO08 MPX	<input checked="" type="checkbox"/>		
										Nickel Plated	21KL KO08 MPN	<input checked="" type="checkbox"/>	
 <p>Panel Mount, Plastic Hose Connection</p>	4 x 6 mm	14	54	16	7	18	14	4	M 10 x 1	Standard	21KL KS06 MPX	<input checked="" type="checkbox"/>	
										Nickel Plated	21KL KS06 MPN	<input checked="" type="checkbox"/>	
	6 x 8 mm	17	54	16	7	18	17	4	M 12 x 1	Standard	21KL KS08 MPX	<input checked="" type="checkbox"/>	
										Nickel Plated	21KL KS08 MPN	<input checked="" type="checkbox"/>	

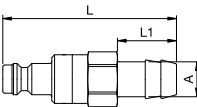
Couplings

RECTUS Series 21KL

	Connection A	Hex SW	L mm	D mm	L1 mm	L2 mm	Hex1 SW1	B mm	G mm	Version	Part Number	DS
 <p>Panel Mount, Hose Barb</p>	4 mm	14	60	16	17	14	14	4	M 10 x 1	Standard	21KL TS04 MPX	■
										Nickel Plated	21KL TS04 MPN	□
	5 mm	17	60	16	17	14	17	4	M 12 x 1	Standard	21KL TS05 MPX	■
										Nickel Plated	21KL TS05 MPN	□
	6 mm	17	60	16	17	14	17	4	M 12 x 1	Standard	21KL TS06 MPX	■
										Nickel Plated	21KL TS06 MPN	□
 <p>Plastic Hose Connection with Spring Guard</p>	4 x 6 mm	14	125	16	7	6			M 10 x 1	Standard	21KL KK06 MPX	■
										Nickel Plated	21KL KK06 MPN	□
	6 x 8 mm	14	130	16	7	6			M 10 x 1	Standard	21KL KK08 MPX	■
										Nickel Plated	21KL KK08 MPN	□

Valved Plugs

RECTUS Series 21KL

	Connection A	Hex SW	L mm	D mm	L1 mm	L2 mm	Hex1 SW1	B mm	G mm	Version	Part Number	DS
	4 mm	14	50		17					Standard	21SL TF04 MPX	■
										Nickel Plated	21SL TF04 MPN	□
	6 mm	14	50		17					Standard	21SL TF06 MPX	■
										Nickel Plated	21SL TF06 MPN	□
 <p>Hose Barb</p>	8 mm	14	50		17					Standard	21SL TF08 MPX	■
										Nickel Plated	21SL TF08 MPN	□
	9 mm	14	50		17					Standard	21SL TF09 MPX	■
										Nickel Plated	21SL TF09 MPN	□
	10 mm	14	50		17					Standard	21SL TF10 MPX	■
										Nickel Plated	21SL TF10 MPN	□
	6 mm Parker	14	54		20					Standard	21SL TP06 MPX	■
										Nickel Plated	21SL TP06 MPN	□

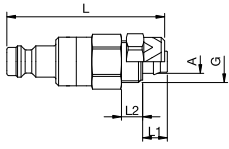
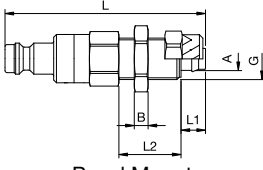
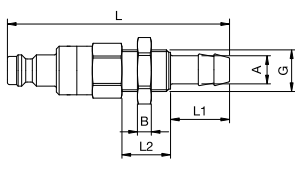
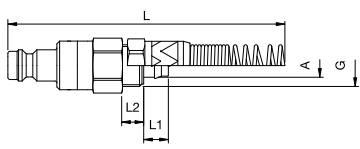
DS = Delivery Status: ■ in stock

□ on short call

□ medium term delivery

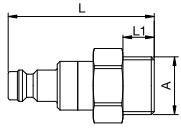
Valved Plugs

RECTUS Series 21KL

	Connection A	Hex SW	L mm	D mm	L1 mm	L2 mm	Hex1 SW1	B mm	G mm	Version	Part Number	DS
 <p>Plastic Hose Connection</p>	4 x 6 mm	14	46		7	6			M 10 x 1	Standard	21SL KO06 MPX	<input type="checkbox"/>
										Nickel Plated	21SL KO06 MPN	<input type="checkbox"/>
	6 x 8 mm	14	46		7	6			M 12 x 1	Standard	21SL KO08 MPX	<input type="checkbox"/>
										Nickel Plated	21SL KO08 MPN	<input type="checkbox"/>
 <p>Panel Mount, Plastic Hose Connection</p>	6 x 8 mm	14	58		7	18	17	4	M 12 x 1	Standard	21SL KS08 MPX	<input type="checkbox"/>
										Nickel Plated	21SL KS08 MPN	<input type="checkbox"/>
 <p>Panel Mount, Hose Barb</p>	4 mm	14	64		17	14	14	4	M 10 x 1	Standard	21SL TS04 MPX	<input type="checkbox"/>
										Nickel Plated	21SL TS04 MPN	<input type="checkbox"/>
	5 mm	14	64		17	14	14	4	M 12 x 1	Standard	21SL TS05 MPX	<input type="checkbox"/>
										Nickel Plated	21SL TS05 MPN	<input type="checkbox"/>
	6 mm	14	64		17	14	17	4	M 12 x 1	Standard	21SL TS06 MPX	<input type="checkbox"/>
										Nickel Plated	21SL TS06 MPN	<input type="checkbox"/>
	10 mm	14	64		17	14	19	4	M 14 x 1	Standard	21SL TS10 MPX	<input type="checkbox"/>
										Nickel Plated	21SL TS10 MPN	<input type="checkbox"/>
 <p>Plastic Hose Connection with Spring Guard</p>	4 x 6 mm	14	130		7	6			M 10 x 1	Standard	21SL KK06 MPX	<input type="checkbox"/>
										Nickel Plated	21SL KK06 MPN	<input type="checkbox"/>
	6 x 8 mm	14	135			6			M 12 x 1	Standard	21SL KK08 MPX	<input type="checkbox"/>
										Nickel Plated	21SL KK09 MPN	<input type="checkbox"/>

Valved Plugs

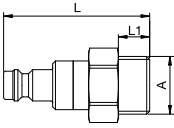
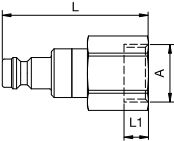
RECTUS Series 21KL

	Connection A	Hex SW	L mm	D mm	L1 mm	L2 mm	Hex1 SW1	B mm	G mm	Version	Part Number	DS
 <p>Male Thread</p>	G 1/8	14	40			7				Standard	21SL AW10 MPX	<input type="checkbox"/>
										Nickel Plated	21SL AW10 MPN	<input type="checkbox"/>
	G 1/4	17	42			9				Standard	21SL AW13 MPX	<input type="checkbox"/>
										Nickel Plated	21SL AW13 MPN	<input type="checkbox"/>

⚠ Please consider our security advices on the pages 12/13 ⚠

Valved Plugs

RECTUS Series 21KL

	Connection A	Hex SW	L mm	D mm	L1 mm	L2 mm	Hex1 SW1	B mm	G mm	Version	Part Number	DS
 <p>Male Thread</p>	M 12 x 1,5	17	43		10					Standard	21SL AD12 MPX	■ □
										Nickel Plated	21SL AD12 MPN	■ □
 <p>Female Thread</p>	G 1/8	14	40		7					Standard	21SL IW10 MPX	■ □
										Nickel Plated	21SL IW10 MPN	■ □
	G 1/4	17	42		7					Standard	21SL IW13 MPX	■ □
										Nickel Plated	21SL IW13 MPN	■ □
	G 3/8	19	42		7					Standard	21SL IW17 MPX	■ □
										Nickel Plated	21SL IW17 MPN	■ □
	M 12 x 1,5	17	42		7					Standard	21SL IM12 MPX	■ □
										Nickel Plated	21SL IM12 MPN	■ □
	M 14 x 1,5	17	42		7					Standard	21SL IM14 MPX	■ □
										Nickel Plated	21SL IM14 MPN	■ □

DS = Delivery Status: ■ in stock

■ on short call

□ medium term delivery



Technical Description

Dry-break coupling systems, which stand out for their extremely low leakage rates and a minimum volume of dead space. No air locks whatsoever during connecting and negligible film of channelled medium on the valve bodies when disconnecting. Coupling systems for applications in sensitive environments, such as in analysis technology, cooling circuits, transport systems and many applications with aggressive medium.

Advantages

Single handed operation. Easy handling. Ergonomic sleeve shape. Low connecting forces. Valve body protected by collar design.

Extremely low dead volume remainings.

Interchangeability

RECTUS Design

Working Pressure

PB = 15 bar, maximum static working pressure with safety factor of 4 to 1.

Working Temperature

-20°C up to +100°C (NBR)
Other sealing materials available on request.

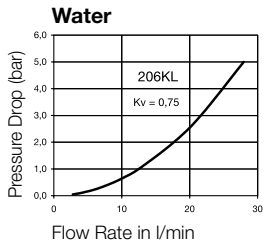


reddot design award winner 2007

You will find the following alternative versions in our current catalogue on page:

► Stainless Steel P. 216

Chart



Material

Coupling

- Back Body
- Valve Body
- Sleeve
- Valve
- Spring and Locking Ring
- Locking Balls
- Seals

Standard

- Brass, Nickel Plated
- Brass, Nickel Plated
- Brass, Nickel Plated
- Brass, Nickel Plated
- AISI 303
- AISI 420
- NBR

Plug

- Plug Profile
- Back Body
- Valve
- Spring
- Seal

- Brass, Nickel Plated
- Brass, Nickel Plated
- Brass, Nickel Plated
- AISI 303
- NBR

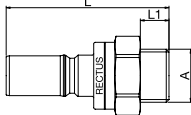
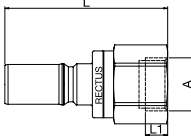
Couplings

RECTUS Series 206KL

	Connection A	Hex SW	L mm	D mm	L1 mm	L2 mm	Hex1 SW1	B mm	G mm	Version	Part Number	DS
<p>Male Thread</p>	G 3/8	22	68,5	25,5	9					Standard	206KL AW17 MPN	■
	G 1/2	22	71,5	25,5	12					Standard	206KL AW21 MPN	■
<p>Female Thread</p>	G 3/8	22	68,5	25,5	7					Standard	206KL IW17 MPN	■
	G 1/2	24	71,5	25,5	10					Standard	206KL IW21 MPN	■

Valved Plugs

RECTUS Series 206KL

	Connection A	Hex SW	L mm	D mm	L1 mm	L2 mm	Hex1 SW1	B mm	G mm	Version	Part Number	DS
 <p>Male Thread</p>	G 3/8	22	51		9					Standard	206SL AW17MPN	■
	G 1/2	22	54		12					Standard	206SL AW21MPN	■
 <p>Female Thread</p>	G 3/8	22	51		7					Standard	206SL IW17MPN	■
	G 1/2	24	54		10					Standard	206SL IW21MPN	■

DS = Delivery Status: ■ in stock ■ on short call ■ medium term delivery



Technical Description

3/8" - 1/2" brass coupling system. High flow performance. Notable for robust design and steel sleeve used with large pneumatic consumers.

Dust Caps (P. 323)

for coupling Part.-No. SK23S
for plug Part.-No. SK12S



Advantages

Single handed operation. Robust design. High flow valve. No damage to the valve body from collar design. Minimum (hardly noticeable) leakage occurs when disconnecting. Air is not trapped in during the connecting process.

Working Pressure

PB = 8 bar, maximum static working pressure with safety factor of 4 to 1.

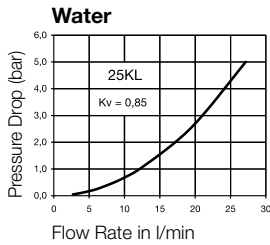
Working Temperature*

-20°C up to +100°C (NBR)
-40°C up to +120/150°C (EPDM)
-15°C up to +200°C (FKM)
0°C up to +316°C (FFKM)
depending on the medium.

*At a temperature below -20°C and above +100°C special seals are available on request.



Chart



Material

Coupling

Back Body
Valve Body
Sleeve
Valve
Spring and Locking Ring
Locking Balls
Seals
Seal Bonnet
Inner Sleeve

Standard

Brass, Nickel Plated
Brass, Nickel Plated
Brass, Nickel Plated
Brass
AISI 301
AISI 420
NBR
Brass
Brass

Nickel Plated

Plug

Plug Profile
Back Body
Valve
Spring
Seal

Brass
Brass
Brass
AISI 301
NBR

Brass, Nickel Plated
Brass, Nickel Plated
Brass, Nickel Plated
AISI 301
NBR

You will find the following alternative versions in our current catalogue on page:

- ▶ Brass/Steel Single Shut-off P. 73
- ▶ Brass/Steel Double Shut-off P. 135
- ▶ Stainless Steel P. 218
- ▶ Safety P. 268
- ▶ Safety Self-Venting P. 280
- ▶ Coded Systems P. 295

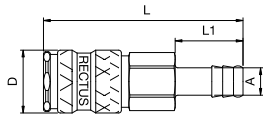
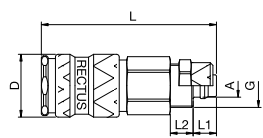
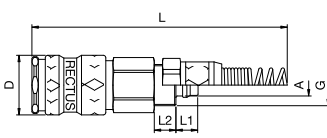
Couplings

RECTUS Series 25KL

	Connection A	Hex SW	L mm	D mm	L1 mm	L2 mm	Hex1 SW1	B mm	G mm	Version	Part Number	DS
<p>Male Thread</p>	R 1/4	19	60	23	12					Standard	25KL AK13 BPN	■
	R 3/8	19	60	23	12					Standard	25KL AK17 BPN	■
	R 1/2	22	61	23	17					Standard	25KL AK21 BPN	■
<p>Female Thread</p>	G 1/4	19	56	23	10					Standard	25KL IW13 BPN	■
	G 3/8	19	55	23	9					Standard	25KL IW17 BPN	■
	G 1/2	24	58	23	12					Standard	25KL IW21 BPN	■
	M 14 x 1,5	19	55	23	9					Standard	25KL IM14 BPN	■
	M 16 x 1,5	19	55	23	9					Standard	25KL IM16 BPN	■
M 18 x 1,5	22	56	23	9					Standard	25KL IM18 BPN	■	

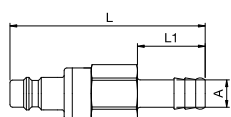
Couplings

RECTUS Series 25KL

	Connection A	Hex SW	L mm	D mm	L1 mm	L2 mm	Hex1 SW1	B mm	G mm	Version	Part Number	DS
 <p>Hose Barb</p>	6 mm	19	74	23	25					Standard	25KL TF06 BPN	■ □
	8 mm	19	74	23	25					Standard	25KL TF08 BPN	■ □
	9 mm	19	74	23	25					Standard	25KL TF09 BPN	■ □
	10 mm	19	74	23	25					Standard	25KL TF10 BPN	■ □
	13 mm	19	74	23	25					Standard	25KL TF13 BPN	■ □
 <p>Plastic Hose Connection</p>	6 x 8 mm	19	67	23	7	6		M 12 x 1	Standard	25KL KO08 BPN	■ □	
	8 x 10 mm	19	155	23	9	8		M 16 x 1	Standard	25KL KO10 BPN	■ □	
	9 x 12 mm	19	65	23	9	8		M 16 x 1	Standard	25KL KO12 BPN	■ □	
 <p>Plastic Hose Connection with Spring Guard</p>	6 x 8 mm	19	144	23	7	6		M 12 x 1	Standard	25KL KK08 BPN	■ □	
	8 x 10 mm	19	155	23	9	8		M 16 x 1	Standard	25KL KK10 BPN	■ □	
	9 x 12 mm	19	162	23	9	8		M 16 x 1	Standard	25KL KK12 BPN	■ □	

Valved Plugs

RECTUS Series 25KL

	Connection A	Hex SW	L mm	D mm	L1 mm	L2 mm	Hex1 SW1	B mm	G mm	Version	Part Number	DS	
 <p>Hose Barb</p>	9 mm	21	60	25						Standard	25SL TF09 MPX	■ □	
										Nickel Plated	25SL TF09 MPN	■ □	
	10 mm	21	60	25							Standard	25SL TF10 MPX	■ □
											Nickel Plated	25SL TF10 MPN	■ □
	13 mm	21	60	25							Standard	25SL TF13 MPX	■ □
											Nickel Plated	25SL TF13 MPN	■ □

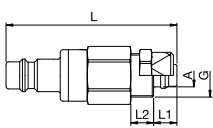
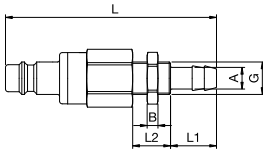
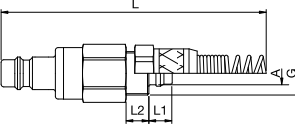
DS = Delivery Status: ■ in stock

□ on short call

□ medium term delivery

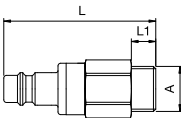
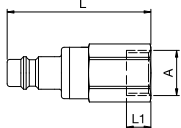
Valved Plugs

RECTUS Series 25KL

	Connection A	Hex SW	L mm	D mm	L1 mm	L2 mm	Hex1 SW1	B mm	G mm	Version	Part Number	DS
 <p>Plastic Hose Connection</p>	6 x 8 mm	21	47		7	6			M 12 x 1	Standard	25SL KO08 MPX	<input checked="" type="checkbox"/>
										Nickel Plated	25SL KO08 MPN	<input type="checkbox"/>
	8 x 10 mm	21	51		8,5	8,5			M 16 x 1	Standard	25SL KO10 MPX	<input checked="" type="checkbox"/>
										Nickel Plated	25SL KO10 MPN	<input type="checkbox"/>
	9 x 12 mm	21	51		8,5	8,5			M 16 x 1	Standard	25SL KO12 MPX	<input checked="" type="checkbox"/>
										Nickel Plated	25SL KO12 MPN	<input type="checkbox"/>
 <p>Panel Mount, Hose Barb</p>	6 mm	21	62		17	10	17	4	M 12 x 1	Standard	25SL TS06 MPX	<input checked="" type="checkbox"/>
										Nickel Plated	25SL TS06 MPN	<input type="checkbox"/>
	10 mm	21	74		25	14	7	3,5	G 1/4	Standard	25SL TS10 MPX	<input checked="" type="checkbox"/>
										Nickel Plated	25SL TS10 MPN	<input type="checkbox"/>
 <p>Plastic Hose Connection with Spring Guard</p>	6 x 8 mm	19	135		7	6			M 12 x 1	Standard	25SL KK08 MPX	<input checked="" type="checkbox"/>
										Nickel Plated	25SL KK08 MPN	<input type="checkbox"/>
	8 x 10 mm	19	145		8,5	8,5			M 16 x 1	Standard	25SL KK10 MPX	<input checked="" type="checkbox"/>
										Nickel Plated	25SL KK10 MPN	<input type="checkbox"/>
	9 x 12 mm	19	150		8,5	8,5			M 16 x 1	Standard	25SL KK12 MPX	<input checked="" type="checkbox"/>
										Nickel Plated	25SL KK12 MPN	<input type="checkbox"/>

Valved Plugs

RECTUS Series 25KL

	Connection A	Hex SW	L mm	D mm	L1 mm	L2 mm	Hex1 SW1	B mm	G mm	Version	Part Number	DS
 <p>Male Thread</p>	G 1/4	22	43		9					Standard	25SL AW13 MPX	<input checked="" type="checkbox"/>
										Nickel Plated	25SL AW13 MPN	<input type="checkbox"/>
	G 3/8	22	43		9					Standard	25SL AW17 MPX	<input checked="" type="checkbox"/>
										Nickel Plated	25SL AW17 MPN	<input type="checkbox"/>
	G 1/2	22	46		12					Standard	25SL AW21 MPX	<input checked="" type="checkbox"/>
										Nickel Plated	25SL AW21 MPN	<input type="checkbox"/>
	M 14 x 1,5	22	44		10					Standard	25SL AD14 MPX	<input checked="" type="checkbox"/>
										Nickel Plated	25SL AD14 MPN	<input type="checkbox"/>
	M 16 x 1,5	22	45		11					Standard	25SL AD16 MPX	<input checked="" type="checkbox"/>
										Nickel Plated	25SL AD16 MPN	<input type="checkbox"/>
	M 18 x 1,5	22	45		11					Standard	25SL AD18 MPX	<input checked="" type="checkbox"/>
										Nickel Plated	25SL AD18 MPN	<input type="checkbox"/>
 <p>Female Thread</p>	G 1/4	22	43		10					Standard	25SL IW13 MPX	<input checked="" type="checkbox"/>
										Nickel Plated	25SL IW13 MPN	<input type="checkbox"/>
	G 3/8	22	43		9					Standard	25SL IW17 MPX	<input checked="" type="checkbox"/>
										Nickel Plated	25SL IW17 MPN	<input type="checkbox"/>
	G 1/2	24	46		12					Standard	25SL IW21 MPX	<input checked="" type="checkbox"/>
										Nickel Plated	25SL IW21 MPN	<input type="checkbox"/>
	M 14 x 1,5	22	43		9					Standard	25SL IM14 MPX	<input checked="" type="checkbox"/>
										Nickel Plated	25SL IM14 MPN	<input type="checkbox"/>
	M 16 x 1,5	22	43		9					Standard	25SL IM16 MPX	<input checked="" type="checkbox"/>
										Nickel Plated	25SL IM16 MPN	<input type="checkbox"/>
	M 18 x 1,5	22	43		9					Standard	25SL IM18 MPX	<input checked="" type="checkbox"/>
										Nickel Plated	25SL IM18 MPN	<input type="checkbox"/>

⚠ Please consider our security advices on the pages 12/13 ⚠



Nominal Diameter

8.1 = 52 mm²

RECTUS Series

93KL

75% of actual size



You will find the following alternative versions in our current catalogue on page:

► Brass/Steel Single Shut-off P. 85

Technical Description

The 93 Series is a modular coupling and plug without an integrated locking system for installation in multi-coupling system. The complete multi-coupling is offered under our 08 Series product name. The important sliding parts are coated with Teflon to reduce frictional resistance as much as possible.

Advantages

Available in single shut-off, double shut-off with dry break or straight through versions.

Working Pressure

PB = 15 bar, maximum static working pressure with safety factor of 4 to 1.

Working Temperature*

-20°C up to +100°C (NBR)
-30°C up to +120/150°C (EPDM)
-15°C up to +200°C (FKM)
0°C up to +316°C (FFKM)
depending on the medium.

*At a temperature below -15°C and above +200°C special seals are available on request.

Material**Coupling**

Back Body
Valve Body
Valve
Spring and Locking Ring
Seals

Standard

Brass, Nickel Plated
Steel Hardened and Teflonized
Brass
AISI 301
FKM

Plug

Plug Profile
Back Body
Valve
Spring and Locking Ring
Seal

Steel Hardened and Teflonized
Brass, Nickel Plated
Brass
AISI 301
FKM

Couplings**RECTUS Series 93KL**

	Connection A	Hex SW	L mm	D mm	L1 mm	L2 mm	Hex1 SW1	B mm	G mm	Version	Part Number	DS
<p>Female Thread</p>	G 1/2	24	48		10,1					Standard	93KL IW21 SVN	■
<p>Hose Barb</p>	9 mm	24	54		17					Standard	93KL TF09 SVN	■□
	13 mm	24	62		25					Standard	93KL TF13 SVN	■□

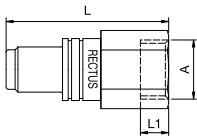
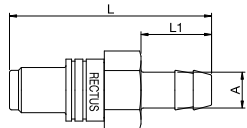
DS = Delivery Status: ■ in stock

■□ on short call

□□ medium term delivery

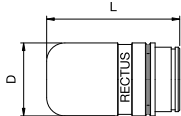
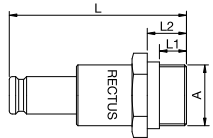
Valved Plugs

RECTUS Series 93KL

	Connection A	Hex SW	L mm	D mm	L1 mm	L2 mm	Hex1 SW1	B mm	G mm	Version	Part Number	DS
 <p>Female Thread</p>	G 1/2	24	57,5	10,1						Standard	93SL IW21 SVN	■
 <p>Hose Barb</p>	9 mm	24	63,5	17						Standard	93SL TF09 SVN	■
	13 mm	24	68,5	25						Standard	93SL TF13 SVN	■

Locking Coupling and Bolt

RECTUS Series 93KL

	Connection A	Hex SW	L mm	D mm	L1 mm	L2 mm	Hex1 SW1	B mm	G mm	Version	Part Number	DS
 <p>Locking Coupling</p>			45								94KX	■
 <p>Locking Bolt</p>		24	58	13							94SX	■



Nominal Diameter

8.1 = 52 mm²



RECTUS Series

08KL



Technical Description

Multi-coupling system as plate or individual components for connecting hose combinations. Special coupling body Teflon coating giving greater robustness, lower coupling forces, and resistance to liquid media. The standard version consists of a floating plate fitted with 8 quick connect couplings, 2 handles and 2 locking couplings as well as a fixed plate fitted with 8 plugs and 2 locking bolts. The layout is asymmetrical to avoid mixing up the circulation systems.

Advantages

The safety locking system prevents unintentional disconnection. Minimum (hardly noticeable) leakage occurs when disconnecting. Air is not trapped in during the connecting process. Time saving by using a multi-coupling system.

Working Pressure

PB = 15 bar, maximum static working pressure with safety factor 4 to 1.

Working Temperature*

-20°C up to +100°C (NBR)
 -40°C up to +120/150°C (EPDM)
 -15°C up to +200°C (FKM)
 0°C up to +316°C (FFKM) depending on the medium.

*At a temperature below -15°C and above +200°C special seals are available on request.

Material

Coupling

- Plate with 2 Handles
- 8 Multi Couplings
 - Back Body
 - Plug
 - Inner Parts
 - Springs
 - Seals
 - Locking Rings
- 2 Locking Couplings

Standard

- Aluminium, elox.
- Brass, Nickel Plated
- Steel Hardened, DNC-PTFE coated
- Brass
- AISI 301
- FKM
- AISI 301
- Steel Hardened, Nickel Plated

Plug

- Plate
- 8 Multi-Plugs
 - Back Body
 - Plug
 - Inner Parts
 - Springs
 - Seals
 - Locking Rings
- 2 Locking Bolts

- Aluminium, elox.
- Brass, Nickel Plated
- Steel Hardened, DNC-PTFE coated
- Brass
- AISI 301
- FKM
- AISI 301
- Steel Hardened, Nickel Plated

You will find the following alternative versions in our current catalogue on page:

► Brass/Steel Single Shut-off P. 87

Couplings

RECTUS Series 08KL

	Connection A	A mm	B mm	C mm	D mm	E mm				Version	Part Number	DS
<p>Female Thread</p>	G 1/2	170	100	50	29	18				Standard	08KL IW21 SVN	■ □
<p>Hose Barb</p>	13 mm	170	100	50	29	18			Standard	08KL TF13 SVN	■ □	

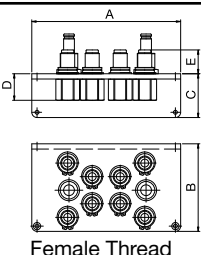
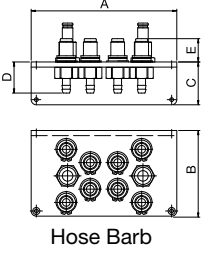
DS = Delivery Status: ■ in stock

□ on short call

□ medium term delivery

Valved Plugs

RECTUS Series 08KL

	Connection A	A mm	B mm	C mm	D mm	E mm				Version	Part Number	DS
 <p>Female Thread</p>	G 1/2	170	100	50	29	46				Standard	08SL IW21 SVN	<input type="checkbox"/>
 <p>Hose Barb</p>	13 mm	170	100	50	29	46				Standard	08SL TF13 SVN	<input type="checkbox"/>

Brass/Steel

Low Pressure



Nominal Diameter

9 = 63.5 mm²



RECTUS Series
209KL

70 % of actual size



reddot design award
winner 2007

You will find the following alternative versions in our current catalogue on page:

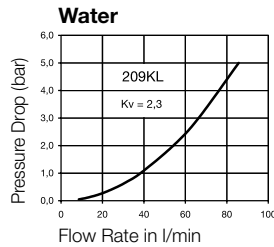
► Stainless Steel

P. 222

Technical Description

Dry-break coupling systems, which stand out for their extremely low leakage rates and a minimum volume of dead space. No air locks whatsoever during connecting and negligible film of channelled medium on the valve bodies when disconnecting. Coupling systems for applications in sensitive environments, such as in analysis technology, cooling circuits, transport systems and many applications with aggressive medium.

Chart



Advantages

Single handed operation. Easy handling. Ergonomic sleeve shape. Low connecting forces. Valve body protected by collar design.

Extremely low dead volume remainings.

Interchangeability
RECTUS Design

Material

Coupling

- Back Body
- Valve Body
- Sleeve
- Valve
- Spring and Locking Ring
- Locking Balls
- Seals

Plug

- Plug Profile
- Back Body
- Valve
- Spring
- Seal

Working Pressure

PB = 15 bar, maximum static working pressure with safety factor of 4 to 1.

Working Temperature

-20°C up to +100°C (NBR)
Other sealing materials available on request.

Standard

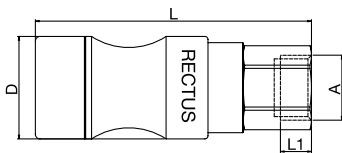
- Brass, Nickel Plated
- Brass, Nickel Plated
- Brass, Nickel Plated
- Brass, Nickel Plated
- AISI 303
- AISI 420
- NBR

- Brass, Nickel Plated
- Brass, Nickel Plated
- Brass, Nickel Plated
- AISI 303
- NBR

Couplings

RECTUS Series 209KL

Connection A	Hex SW	L mm	D mm	L1 mm	L2 mm	Hex1 SW1	B mm	G mm	Version	Part Number	DS
G 1/2	27	92	33	14					Standard	209KL IW21 MPN	■ □
G 3/4	32	94	33	14					Standard	209KL IW26 MPN	■

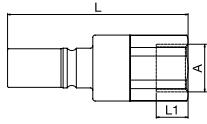


Male Thread

DS = Delivery Status: ■ in stock

□ on short call

■ medium term delivery



Female Thread

Connection A	Hex SW	L mm	D mm	L1 mm	L2 mm	Hex1 SW1	B mm	G mm	Version	Part Number	DS
G 1/2	27	79,5		14					Standard	209SL IW21 MPN	■
G 3/4	32	81,5		14					Standard	209SL IW26 MPN	■



Nominal Diameter

19 = 300 mm²

RECTUS Series

39KL



45% of actual size



Technical Description

Industrial brass profile. Compact dimensions with high performance characteristics. Coupling can be used with numerous gaseous and liquid media.

Advantages

Minimum leakage when disconnecting leaves only a slight film of the medium left on the front part of the plug. Air is not trapped in during the coupling process. Compact dimensions. Extremely high flow performance.

Working Pressure

PB = 8 bar, maximum static working pressure with safety factor of 4 to 1.

Working Temperature*

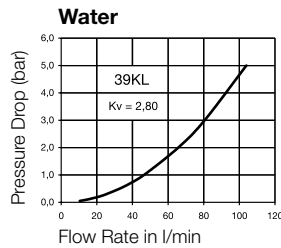
-20°C up to +100°C (NBR)
-40°C up to +120/150°C (EPDM)
-15°C up to +200°C (FKM)
0°C up to +316°C (FFKM)
depending on the medium.

*At a temperature below -20°C and above +150°C special seals are available on request.

You will find the following alternative versions in our current catalogue on page:

- ▶ Brass/Steel Single Shut-off P. 117
- ▶ Brass/Steel Double Shut-off P. 148

Chart



Material

Coupling

- Back Body
- Valve Body
- Sleeve
- Valve
- Spring and Locking Ring
- Locking Balls
- Seals
- Seal Bonnet
- Inner Sleeve

Standard

- Brass
- Brass
- Brass
- Brass
- AISI 301
- AISI 420
- NBR
- Brass
- Brass

Nickel Plated

- Brass, Nickel Plated
- Brass, Nickel Plated
- Brass, Nickel Plated
- Brass
- AISI 301
- AISI 420
- NBR
- Brass
- Brass

Plug

- Plug Profile
- Back Body
- Valve
- Spring
- Seal
- Spring Plate

- Brass
- Brass
- Brass
- AISI 301
- NBR
- Brass

- Brass, Nickel Plated
- Brass, Nickel Plated
- Brass, Nickel Plated
- AISI 301
- NBR
- Brass

Couplings

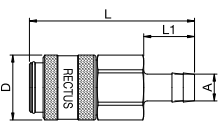
RECTUS Series 39KL

	Connection A	Hex SW	L mm	D mm	L1 mm	L2 mm	Hex1 SW1	B mm	G mm	Version	Part Number	DS	
<p>Male Thread</p>	G 3/4	41	95	46	16					Standard	39KL AW26 MPX	■	
										Nickel Plated	39KL AW26 MPN	■	
	G 1	41	98	46	19					Standard	39KL AW33 MPX	■	
										Nickel Plated	39KL AW33 MPN	■	
<p>Female Thread</p>	G 1 1/4	41	98	46	19					Standard	39KL AW42 MPX	■	
										Nickel Plated	39KL AW42 MPN	■	
	G 3/4	41	99	46	20						Standard	39KL IW26 MPX	■
											Nickel Plated	39KL IW26 MPN	■
G 1/2	41	100	46	20						Standard	39KL IW33 MPX	■	
										Nickel Plated	39KL IW33 MPN	■	
G 1 1/4	50	105	46	22						Standard	39KL IW42 MPX	■	
										Nickel Plated	39KL IW42 MPN	■	

DS = Delivery Status: ■ in stock ■ on short call ■ medium term delivery

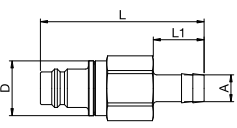
Couplings

RECTUS Series 39KL

	Connection A	Hex SW	L mm	D mm	L1 mm	L2 mm	Hex1 SW1	B mm	G mm	Version	Part Number	DS	
 <p>Hose Barb</p>	19 mm	41	115	46	36					Standard	39KL TF19 MPX	<input checked="" type="checkbox"/>	
										Nickel Plated	39KL TF19 MPN	<input checked="" type="checkbox"/>	
	25 mm	41	125	46	48						Standard	39KL TF25 MPX	<input checked="" type="checkbox"/>
											Nickel Plated	39KL TF25 MPN	<input checked="" type="checkbox"/>

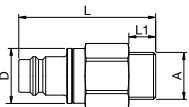
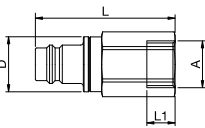
Valved Plugs

RECTUS Series 39KL

	Connection A	Hex SW	L mm	D mm	L1 mm	L2 mm	Hex1 SW1	B mm	G mm	Version	Part Number	DS	
 <p>Hose Barb</p>	19 mm	41	114	36						Standard	39SL TF19 MPX	<input checked="" type="checkbox"/>	
										Nickel Plated	39SL TF19 MPN	<input checked="" type="checkbox"/>	
	25 mm	41	124	48							Standard	39SL TF25 MPX	<input checked="" type="checkbox"/>
											Nickel Plated	39SL TF25 MPN	<input checked="" type="checkbox"/>

Valved Plugs

RECTUS Series 39KL

	Connection A	Hex SW	L mm	D mm	L1 mm	L2 mm	Hex1 SW1	B mm	G mm	Version	Part Number	DS	
 <p>Male Thread</p>	G 3/4	41	92	16						Standard	39SL AW26 MPX	<input checked="" type="checkbox"/>	
										Nickel Plated	39SL AW26 MPN	<input checked="" type="checkbox"/>	
	G 1	41	95	19							Standard	39SL AW33 MPX	<input checked="" type="checkbox"/>
											Nickel Plated	39SL AW33 MPN	<input checked="" type="checkbox"/>
G 1 1/4	41	95	19							Standard	39SL AW42 MPX	<input checked="" type="checkbox"/>	
										Nickel Plated	39SL AW42 MPN	<input checked="" type="checkbox"/>	
 <p>Female Thread</p>	G 3/4	41	96	16						Standard	39SL IW26 MPX	<input checked="" type="checkbox"/>	
										Nickel Plated	39SL IW26 MPN	<input checked="" type="checkbox"/>	
	G 1	41	97	24							Standard	39SL IW33 MPX	<input checked="" type="checkbox"/>
											Nickel Plated	39SL IW33 MPN	<input checked="" type="checkbox"/>
	G 1 1/4	50	102	26							Standard	39SL IW42 MPX	<input checked="" type="checkbox"/>
											Nickel Plated	39SL IW42 MPN	<input checked="" type="checkbox"/>



Nominal Diameter

2.7 = 6 mm²



RECTUS Series

20KA

actual size



Technical Description

Mini industrial coupling, internationally used profile. Notable for a high flow and numerous application options with various media. Frequent use in mini-pneumatics, medical technology and chemistry/pharmacy.

Advantages

Single handed operation.
Small dimensions.

Working Pressure

PB = 35 bar, maximum static working pressure with safety factor of 4 to 1.

Interchangeability

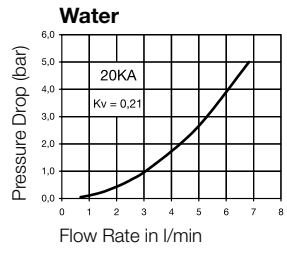
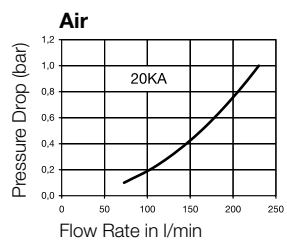
RECTUS 91
WALTHER 06-003

Working Temperature*

-15°C up to +200°C (FKM) depending on the medium.

*At a temperature below -15°C and above +200°C special seals are available on request.

Chart



You will find the following alternative versions in our current catalogue on page:

- ▶ Stainless Steel Double Shut-off P. 188
- ▶ Brass/Steel Single Shut-off P. 26

Material

Coupling

Back Body
Valve Body
Sleeve
Valve
Spring and Locking Ring
Locking Balls
Seals

AISI 303

AISI 303
AISI 303
AISI 303
AISI 303
AISI 301
AISI 420
FKM

AISI 316 L

AISI 316 L
AISI 316 L
AISI 316 L
AISI 316 L
AISI 316 Ti
AISI 420
FKM

Plug

Plug

AISI 303

AISI 316 L

Couplings

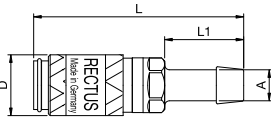
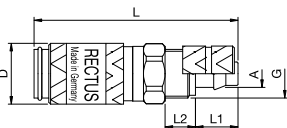
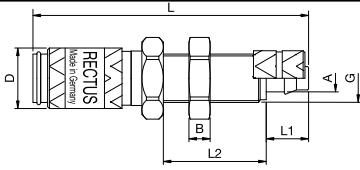
RECTUS Series 20KA

	Connection A	Hex SW	L mm	D mm	L1 mm	L2 mm	Hex1 SW1	B mm	G mm	Version	Part Number	DS
<p>Male Thread</p>	M 5	9	26	10	5					AISI 303	20KA AM05 RVX	■
										AISI 316 L	20KA AM05 EVX	■□
<p>Female Thread</p>	M 5	9	25	10	5					AISI 303	20KA IM05 RVX	■□
										AISI 316 L	20KA IM05 EVX	■□
<p>Male Thread</p>	G 1/8	11	28	10	7					AISI 303	20KA AW10 RVX	■
										AISI 316 L	20KA AW10 EVX	■□
<p>Female Thread</p>	G 1/8	12	28	10	7					AISI 303	20KA IW10 RVX	■
										AISI 316 L	20KA IW10 EVX	■□

DS = Delivery Status ■ in stock ■□ on short call □ medium term delivery

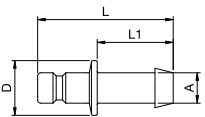
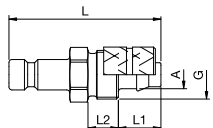
Couplings

RECTUS Series 20KA

	Connection A	Hex SW	L mm	D mm	L1 mm	L2 mm	Hex1 SW1	B mm	G mm	Version	Part Number	DS
 <p>Hose Barb</p>	3 mm		35	10	13					AISI 303	20KA TF03 RVX	☐
	4 mm		35	10	13					AISI 303 AISI 316 L	20KA TF04 RVX 20KA TF04 EVX	☐ ☐
	5 mm		35	10	13					AISI 303	20KA TF05 RVX	☐
 <p>Plastic Hose Connection</p>	3 x 4 mm	9	34	10	7	5			M 7 x 0,5	AISI 303 AISI 316 L	20KA KO04 RVX 20KA KO04 EVX	☐ ☐
	3 x 5 mm	9	34	10	7	5			M 7 x 0,5	AISI 303 AISI 316 L	20KA KO05 RVX 20KA KO05 EVX	☐ ☐
	4 x 6 mm	9	34	10	7	5			M 8 x 0,5	AISI 303 AISI 316 L	20KA KO06 RVX 20KA KO06 EVX	☐ ☐
 <p>Panel Mount, Plastic Hose Connection</p>	3 x 4 mm	12	45	10	7	17	11	3	M 7 x 0,5	AISI 303	20KA KS04 RVX	☐
	3 x 5 mm	12	45	10	7	17	11	3	M 7 x 0,5	AISI 303	20KA KS05 RVX	☐
	4 x 6 mm	12	45	10	7	17	11	3	M 8 x 0,5	AISI 303	20KA KS06 RVX	☐

Plugs

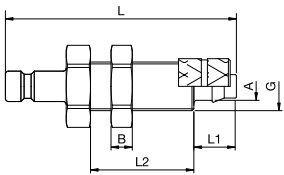
RECTUS Series 20KA

	Connection A	Hex SW	L mm	D mm	L1 mm	L2 mm	Hex1 SW1	B mm	G mm	Version	Part Number	DS
 <p>Hose Barb</p>	3 mm		24	7	13					AISI 303 AISI 316 L	20SF TF03 RXX 20SF TF03 EXX	☐ ☐
	4 mm		24	7	13					AISI 303 AISI 316 L	20SF TF04 RXX 20SF TF04 EXX	☐ ☐
	5 mm		22	9	13					AISI 303 AISI 316 L	20SF TF05 RXX 20SF TF05 EXX	☐ ☐
 <p>Plastic Hose Connection</p>	3 x 4 mm	8	25		7	5			M 7 x 0,5	AISI 303 AISI 316 L	20SF KO04 RXX 20SF KO04 EXX	☐ ☐
	3 x 5 mm	8	25		7	5			M 7 x 0,5	AISI 303 AISI 316 L	20SF KO05 RXX 20SF KO05 EXX	☐ ☐
	4 x 6 mm	8	25		7	5			M 8 x 0,5	AISI 303 AISI 316 L	20SF KO06 RXX 20SF KO06 EXX	☐ ☐

⚠ Please consider our security advices on the pages 12/13 ⚠

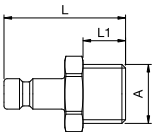
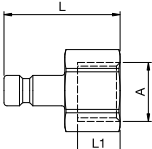
Couplings

RECTUS Series 20KA

	Connection A	Hex SW	L mm	D mm	L1 mm	L2 mm	Hex1 SW1	B mm	G mm	Version	Part Number	DS
 <p>Panel Mount, Plastic Hose Connection</p>	4 x 6 mm	12	38		7	17	12	3	M 8 x 0,5	AISI 303	20SF KS06 RXX	■□

Plugs

RECTUS Series 20KA


	Connection A	Hex SW	L mm	D mm	L1 mm	L2 mm	Hex1 SW1	B mm	G mm	Version	Part Number	DS
 <p>Male Thread</p>	M 5	7	18		5					AISI 303	20SF AM05 RXX	■
										AISI 316 L	20SF AM05 EXX	■
	G 1/8	11	20		7					AISI 303	20SF AW10 RXX	■
										AISI 316 L	20SF AW10 EXX	■
 <p>Female Thread</p>	M 5	7	17		5					AISI 303	20SF IM05 RXX	■□
										AISI 316 L	20SF IM05 EXX	■□
	G 1/8	12	19		7					AISI 303	20SF IW10 RXX	■
										AISI 316 L	20SF IW10 EXX	■□

DS = Delivery Status

■ in stock

■□ on short call

□ medium term delivery



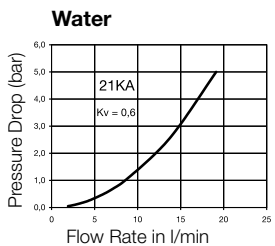
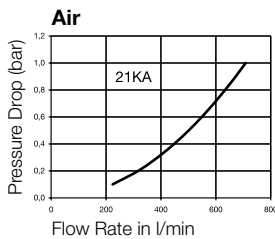
Technical Description

Mini industrial coupling, the world's most commonly used profile. Above average flow performance for liquid and gaseous media. Large band width in materials and valve variants.

Dust Caps (P. 323)
for coupling Part.-No SK16S



Chart



Advantages

Single handed operation.
Small dimensions.
All variants interchangeable.

Interchangeability

RECTUS 90
CAMMOZZI
EWO
KANI

Working Pressure

PB = 35 bar, maximum static working pressure with safety factor of 4 to 1.

Working Temperature*

-15°C up to +200°C (FKM)
0°C up to +316°C (FFKM)
depending on the medium.

*At a temperature below -15°C and above +200°C special seals are available on request.

Material

Coupling

Back Body
Valve Body
Sleeve
Valve
Spring and Locking Ring
Locking Balls
Seals

AISI 303

AISI 303
AISI 303
AISI 303
AISI 303
AISI 301
AISI 420
FKM

AISI 316 L

AISI 316 L
AISI 316 L
AISI 316 L
AISI 316 L
AISI 316 Ti
AISI 420
FKM

Plug

Plug

AISI 303

AISI 316 L



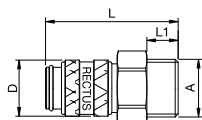
actual size

You will find the following alternative versions in our current catalogue on page:

- ▶ Stainless Steel Double Shut-off P. 193
- ▶ Stainless Steel Dry-Break P. 212
- ▶ Thermoplastics P. 232
- ▶ Brass/Steel P. 34
- ▶ Safety P. 256
- ▶ Coded Systems P. 292

Couplings

RECTUS Series 21KA

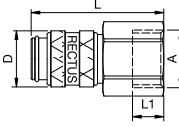
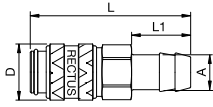
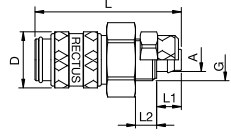
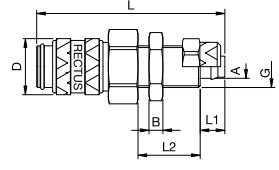


Male Thread

Connection A	Hex SW	L mm	D mm	L1 mm	L2 mm	Hex1 SW1	B mm	G mm	Version	Part Number	DS
G 1/8	14	36	16	7					AISI 303	21KA AW10 RVX	■
									AISI 316 L	21KA AW10 EVX	■
G 1/4	17	38	16	9					AISI 303	21KA AW13 RVX	■
									AISI 316 L	21KA AW13 EVX	■
G 3/8	19	38	16	9					AISI 303	21KA AW17 RVX	■
									AISI 316 L	21KA AW17 EVX	□
M 12 x 1,5	14	38	16	9					AISI 303	21KA AM12 RVX	□
M 14 x 1,5	17	39	16	10					AISI 303	21KA AM14 RVX	□

Couplings

RECTUS Series 21KA

	Connection A	Hex SW	L mm	D mm	L1 mm	L2 mm	Hex1 SW1	B mm	G mm	Version	Part Number	DS	
 <p>Female Thread</p>	G 1/8	14	36	16	5					AISI 303	21KA IW10 RVX	■	
										AISI 316 L	21KA IW10 EVX	■□	
	G 1/4	17	38	16	9						AISI 303	21KA IW13 RVX	■
											AISI 316 L	21KA IW13 EVX	■□
	G 3/8	19	38	16	9						AISI 303	21KA IW17 RVX	■□
											AISI 316 L	21KA IW17 EVX	■□
M 12 x 1,5	17	38	16	9						AISI 303	21KA IM12 RVX	■□	
M 14 x 1,5	17	38	16	9						AISI 303	21KA IM14 RVX	■□	
 <p>Hose Barb</p>	4 mm	14	46	16	17					AISI 303	21KA TF04 RVX	■□	
										AISI 316 L	21KA TF04 EVX	■□	
	6 mm	14	46	16	17						AISI 303	21KA TF06 RVX	■□
											AISI 316 L	21KA TF06 EVX	■□
	8 mm	14	46	16	17						AISI 303	21KA TF08 RVX	■□
											AISI 316 L	21KA TF08 EVX	■□
	9 mm	14	46	16	17						AISI 303	21KA TF09 RVX	■□
											AISI 316 L	21KA TF09 EVX	■□
10 mm	14	46	16	17						AISI 303	21KA TF10 RVX	■□	
										AISI 316 L	21KA TF10 EVX	■□	
6 mm Parker	14	50	16	20						AISI 303	21KA TP06 RVX	■□	
 <p>Plastic Hose Connection</p>	4 x 6 mm	14	42	16	7	6			M 10 x 1	AISI 303	21KA KO06 RVX	■□	
										AISI 316 L	21KA KO06 EVX	■□	
	6 x 8 mm	14	42	16	7	6				M 12 x 1	AISI 303	21KA KO08 RVX	■
											AISI 316 L	21KA KO08 EVX	■□
 <p>Panel Mount, Plastic Hose Connection</p>	4 x 6 mm	14	54	16	7	18	14	4	M 10 x 1	AISI 303	21KA KS06 RVX	■□	
										AISI 316 L	21KA KS06 EVX	■□	
	6 x 8 mm	17	54	16	7	18	17	4	M 12 x 1	AISI 303	21KA KS08 RVX	■□	

DS = Delivery Status

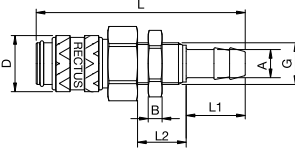
■ in stock

■□ on short call

□ medium term delivery

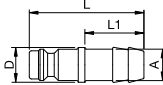
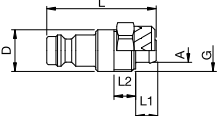
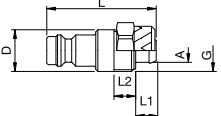
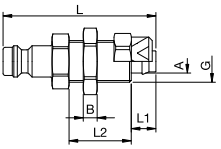
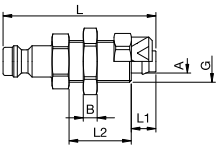
Couplings

RECTUS Series 21KA

	Connection A	Hex SW	L mm	D mm	L1 mm	L2 mm	Hex1 SW1	B mm	G mm	Version	Part Number	DS
 <p>Panel Mount, Hose Barb</p>	5 mm	17	60	16	17	14	17	4	M 12 x 1	AISI 303	21KA TS05 RVX	<input type="checkbox"/>
	6 mm	17	60	16	17	14	17	4	M 12 x 1	AISI 303	21KA TS06 RVX	<input type="checkbox"/>
	8 mm	17	60	16	17	14	17	4	M 12 x 1	AISI 303	21KA TS08 RVX	<input type="checkbox"/>

Plugs

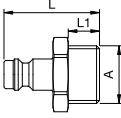
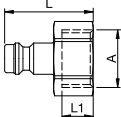
RECTUS Series 21KA

	Connection A	Hex SW	L mm	D mm	L1 mm	L2 mm	Hex1 SW1	B mm	G mm	Version	Part Number	DS	
 <p>Hose Barb</p>	4 mm		32	9	17					AISI 303	21SF TF04 RXX	<input type="checkbox"/>	
	5 mm		32	9	17					AISI 303	21SF TF05 RXX	<input type="checkbox"/>	
	6 mm		32	9	17						AISI 303	21SF TF06 RXX	<input type="checkbox"/>
											AISI 316 L	21SF TF06 EXX	<input type="checkbox"/>
	8 mm		32	9	17						AISI 303	21SF TF08 RXX	<input type="checkbox"/>
											AISI 316 L	21SF TF08 EXX	<input type="checkbox"/>
	9 mm		33	10	17						AISI 303	21SF TF09 RXX	<input type="checkbox"/>
											AISI 316 L	21SF TF09 EXX	<input type="checkbox"/>
	10 mm		33	12	17						AISI 303	21SF TF10 RXX	<input type="checkbox"/>
											AISI 316 L	21SF TF10 EXX	<input type="checkbox"/>
6 mm Parker		36	12	20						AISI 303	21SF TP06 RXX	<input type="checkbox"/>	
 <p>Plastic Hose Connection</p>	4 x 6 mm	12	32		7	6	12		M 10 x 1	AISI 303	21SF KO06 RXX	<input type="checkbox"/>	
											AISI 316 L	21SF KO06 EXX	<input type="checkbox"/>
 <p>Plastic Hose Connection</p>	6 x 8 mm	14	32		7	6	14		M 12 x 1	AISI 303	21SF KO08 RXX	<input type="checkbox"/>	
											AISI 316 L	21SF KO08 EXX	<input type="checkbox"/>
 <p>Panel Mount, Plastic Hose Connection</p>	4 x 6 mm	14	43		7	18	12	3	M 10 x 1	AISI 303	21SF KS06 RXX	<input type="checkbox"/>	
											AISI 316 L	21SF KS06 EXX	<input type="checkbox"/>
 <p>Panel Mount, Plastic Hose Connection</p>	6 x 8 mm	14	44		7	18	17	4	M 12 x 1	AISI 303	21SF KS08 RXX	<input type="checkbox"/>	

⚠ Please consider our security advices on the pages 12/13 ⚠

Plugs

RECTUS Series 21KA

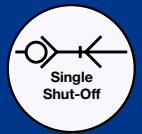

	Connection A	Hex SW	L mm	D mm	L1 mm	L2 mm	Hex1 SW1	B mm	G mm	Version	Part Number	DS		
 <p>Male Thread</p>	G 1/8	14	25		7					AISI 303	21SF AW10 RXX	■		
										AISI 316 L	21SF AW10 EXX	■		
	G 1/4	17	28		9						AISI 303	21SF AW13 RXX	■	
											AISI 316 L	21SF AW13 EXX	■	
	G 3/8	19	28		9						AISI 303	21SF AW17 RXX	■	
											AISI 316 L	21SF AW17 EXX	□	
	M 10 x 1	14	25		7						AISI 303	21SF AM10 RXX	□	
M 12 x 1,5	17	28		10						AISI 303	21SF AM12 RXX	□		
M 14 x 1,5	17	28		10						AISI 303	21SF AD14 RXX	□		
 <p>Female Thread</p>	G 1/8	14	25		8					AISI 303	21SF IW10 RXX	■		
										AISI 316 L	21SF IW10 EXX	■		
	G 1/4	17	25		9						AISI 303	21SF IW13 RXX	■	
											AISI 316 L	21SF IW13 EXX	■	
	G 3/8	19	26		9						AISI 303	21SF IW17 RXX	■	
											AISI 316 L	21SF IW17 EXX	□	
	M 10 x 1	14	26		9						AISI 303	21SF IM10 RXX	□	
M 12 x 1,5	17	27		10						AISI 303	21SF IM12 RXX	□		
M 14 x 1,5	17	27		10						AISI 303	21SF IM14 RXX	□		

DS = Delivery Status

■ in stock

□ on short call

□ medium term delivery



Technical Description

Euro-Coupling-System made of AISI 303 for corrosion resistant applications. Plug Profile interchangeable to Euro-Profile.

Advantages

Single handed operation.

Working Pressure

PB = 35 bar, maximum static working pressure with safety factor of 4 to 1.

Interchangeability

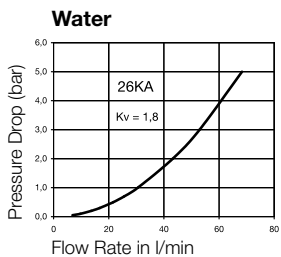
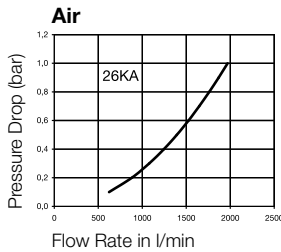
RECTUS 25
European Profile

Working Temperature*

-15°C up to +100°C (FKM)
depending on the medium.

*At a temperature below -15°C and above +100°C special seals are available on request.

Chart



Material

Coupling

Back Body
Valve Body
Sleeve
Valve
Spring
Balls, Pins
Seals
Distance Sleeve

AISI 303

AISI 303
AISI 303
AISI 303
AISI 303
AISI 301
AISI 316
FKM
PTFE

Plug

Plug

AISI 303

90% of actual size



You will find the following alternative versions in our current catalogue on page:

- ▶ Brass/Steel Single Shut-off P. 66
- ▶ Brass/Steel Double Shut-off P. 132
- ▶ Safety Self-Venting P. 278

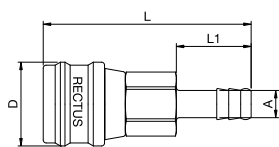
Couplings

RECTUS Series 26KA

	Connection A	Hex SW	L mm	D mm	L1 mm	L2 mm	Hex1 SW1	B mm	G mm	Version	Part Number	DS
<p>Male Thread</p>	G 1/4	19	55,5	28	10,5					AISI 303	26KA AW13 RVX	■
	G 3/8	19	53,5	28	9					AISI 303	26KA AW17 RVX	■
	G 1/2	24	56,5	28	12					AISI 303	26KA AW21 RVX	■
<p>Female Thread</p>	G 1/4	19	51,5	28	10					AISI 303	26KA IW13 RVX	■
	G 3/8	19	53,5	28	9					AISI 303	26KA IW17 RVX	■
	G 1/2	24	56,5	28	12					AISI 303	26KA IW21 RVX	■

Couplings

RECTUS Series 26KA

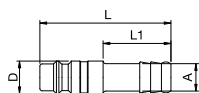


Hose Barb

Connection A	Hex SW	L mm	D mm	L1 mm	L2 mm	Hex1 SW1	B mm	G mm	Version	Part Number	DS
6 mm	19	69,5	28	25					AISI 303	26KA TF06 RVX	■□
8 mm	19	69,5	28	25					AISI 303	26KA TF08 RVX	■□
9 mm	19	69,5	28	25					AISI 303	26KA TF09 RVX	■□
10 mm	19	69,5	28	25					AISI 303	26KA TF10 RVX	■□
13 mm	19	69,5	28	25					AISI 303	26KA TF13 RVX	■□

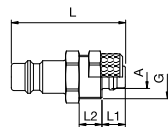
Plugs

RECTUS Series 25SF



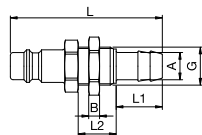
Hose Barb

Connection A	Hex SW	L mm	D mm	L1 mm	L2 mm	Hex1 SW1	B mm	G mm	Version	Part Number	DS
6 mm		48	12	25					AISI 303	25SF TF06 RXX	■
									AISI 316 L	25SF TF06 EXX	■
8 mm		48	12	25					AISI 303	25SF TF08 RXX	■
									AISI 316 L	25SF TF08 EXX	■
9 mm		48	12	25					AISI 303	25SF TF09 RXX	■
									AISI 316 L	25SF TF09 EXX	■
10 mm		48	12	25					AISI 303	25SF TF10 RXX	■
									AISI 316 L	25SF TF10 EXX	■
13 mm		48	15	25					AISI 303	25SF TF13 RXX	■
									AISI 316 L	25SF TF13 EXX	■



Plastic Hose Connection

4 x 6 mm		34	12	7	6			M 10 x 1	AISI 303	25SF KO06 RXX	■□
									AISI 316 L	25SF KO06 EXX	■□
6 x 8 mm		34	12	7	6			M 12 x 1	AISI 303	25SF KO08 RXX	■□
									AISI 316 L	25SF KO08 EXX	■□
8 x 10 mm	17	42		9	8			M 16 x 1	AISI 303	25SF KO10 RXX	■□
9 x 12 mm	17	42		9	8			M 16 x 1	AISI 303	25SF KO12 RXX	■
									AISI 316 L	25SF KO12 EXX	■□



Panel Mount, Hose Barb

6 mm	14	56		17	14	17	4	M 12 x 1	AISI 303	25SF TS06 RXX	■□
8 mm	14	56		17	14	17	4	M 12 x 1	AISI 303	25SF TS08 RXX	■□
10 mm	17	56		17	14	19	4	M 14 x 1	AISI 303	25SF TS10 RXX	■□

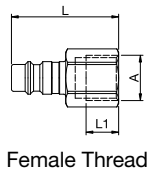
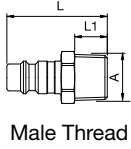
DS = Delivery Status

■ in stock

■□ on short call

□ medium term delivery

Connection A	Hex SW	L mm	D mm	L1 mm	L2 mm	Hex1 SW1	B mm	G mm	Version	Part Number	DS
G 1/8	14	31		7					AISI 303	25SF AW10 RXX	■
									AISI 316 L	25SF AW10 EXX	□
G 1/4	17	33		9					AISI 303	25SF AW13 RXX	■
									AISI 316 L	25SF AW13 EXX	■
G 3/8	19	33		9					AISI 303	25SF AW17 RXX	■
									AISI 316 L	25SF AW17 EXX	■
G 1/2	24	38		12					AISI 303	25SF AW21 RXX	■
									AISI 316 L	25SF AW21 EXX	■
M 18 x 1,5	22	37		11					AISI 303	25SF AM18 RXX	■
G 1/8	14	30		7					AISI 303	25SF IW10 RXX	■
									AISI 316 L	25SF IW10 EXX	■
G 1/4	17	33		10					AISI 303	25SF IW13 RXX	■
									AISI 316 L	25SF IW13 EXX	■
G 3/8	19	33		10					AISI 303	25SF IW17 RXX	■
									AISI 316 L	25SF IW17 EXX	■
G 1/2	24	35		12					AISI 303	25SF IW21 RXX	■
									AISI 316 L	25SF IW21 EXX	□
M 14 x 1,5	17	33		10					AISI 303	25SF IM14 RXX	□
M 14 x 1,5	17	33		10					AISI 303	25SF IM14 RXX	■
M 14 x 1,5	17	33		13					AISI 303	25SF IM14 RXX	□





Nominal Diameter

7.8 = 48 mm²

RECTUS Series

25KA



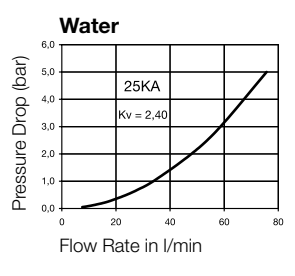
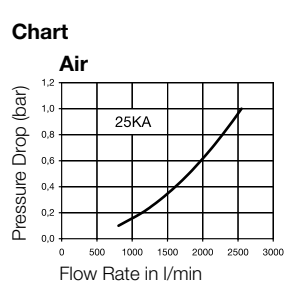
Low Pressure

actual size



Technical Description
 3/8" - 1/2" European industrial profile with UltraFlo technology. High flow performance. Notable for robust design and steel sleeve used with large pneumatic consumers. Optimum use with liquids and aggressive media.

Dust Caps (P. 323)
 for coupling Part.-No. SK23S
 for plug Part.-No. SK12S



Advantages
 Single handed operation.
 Tough construction.
 UltraFlo technology.

Interchangeability
 RECTUS 26
 CEJN 320
 various German products

Working Pressure
 PB = 35 bar, maximum static working pressure with safety factor of 4 to 1.

Working Temperature*
 -15°C up to +200°C (FKM) depending on the medium.
 *At a temperature below -15°C and above +200°C special seals are available on request.

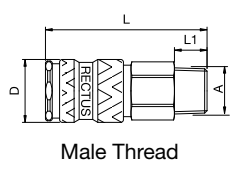
Material	AISI 303	AISI 316 L
Coupling		
Back Body	AISI 303	AISI 316 L
Valve Body	AISI 303	AISI 316 L
Sleeve	AISI 303	AISI 316 L
Valve	AISI 303	AISI 316 L
Inner Sleeve	AISI 303	AISI 316 L
Spring Plate	AISI 303	AISI 316 L
Spring and Locking Ring	AISI 301	AISI 316 Ti
Locking Balls	AISI 316	AISI 316
Seals	FKM	FKM

Plug	AISI 303	AISI 316 L
Plug	AISI 303	AISI 316 L

You will find the following alternative versions in our current catalogue on page:

- ▶ Stainless Steel Double Shut-off P. 197
- ▶ Stainless Steel Dry-Break P. 218
- ▶ Safety P. 260
- ▶ Safety Self-Venting P. 280
- ▶ Coded Systems S. 295
- ▶ Brass/Steel P. 73

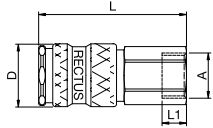
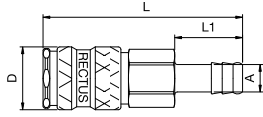
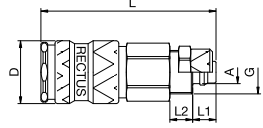
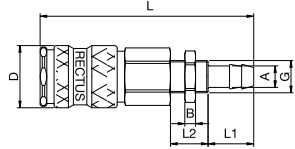
Couplings **RECTUS Series 25KA**



Male Thread

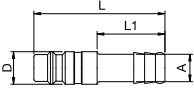
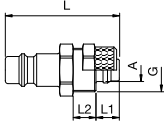
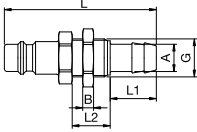
Connection A	Hex SW	L mm	D mm	L1 mm	L2 mm	Hex1 SW	B mm	G mm	Version	Part Number	DS
G 1/4	19	59,5	23	10,5					AISI 303	25KA AW13 RVX	■
G 1/4	19	59,5	23	10,5					AISI 316 L	25KA AW13 EVX	■□
G 3/8	19	57,5	23	9					AISI 303	25KA AW17 RVX	■□
G 3/8	19	57,5	23	9					AISI 316 L	25KA AW17 EVX	■□
G 1/2	24	60,5	23	12					AISI 303	25KA AW21 RVX	■□
G 1/2	24	60,5	23	12					AISI 316 L	25KA AW21 EVX	■□
M 18 x 1,5	19	59,5	23	11					AISI 303	25KA AM18 RVX	■□

DS = Delivery Status ■ in stock ■□ on short call □ medium term delivery

	Connection A	Hex SW	L mm	D mm	L1 mm	L2 mm	Hex1 SW1	B mm	G mm	Version	Part Number	DS	
 <p>Female Thread</p>	G 1/4	19	55,5	23	10					AISI 303	25KA IW13 RVX	■	
										AISI 316 L	25KA IW13 EVX	■	
	G 3/8	19	54,5	23	9						AISI 303	25KA IW17 RVX	■
											AISI 316 L	25KA IW17 EVX	■
	G 1/2	24	57,5	23	12						AISI 303	25KA IW21 RVX	■
											AISI 316 L	25KA IW21 EVX	■
 <p>Hose Barb</p>	6 mm	19	73,5	23	25					AISI 303	25KA TF06 RVX	■	
										AISI 316 L	25KA TF06 EVX	■	
	8 mm	19	73,5	23	25						AISI 303	25KA TF08 RVX	■
											AISI 316 L	25KA TF08 EVX	■
	9 mm	19	73,5	23	25						AISI 303	25KA TF09 RVX	■
											AISI 316 L	25KA TF09 EVX	■
	10 mm	19	73,5	23	25						AISI 303	25KA TF10 RVX	■
											AISI 316 L	25KA TF10 EVX	■
	13 mm	19	73,5	23	25						AISI 303	25KA TF13 RVX	■
											AISI 316 L	25KA TF13 EVX	■
 <p>Plastic Hose Connection</p>	6 x 8 mm	19	61	23	7	6			M 12 x 1	AISI 303	25KA KO08 RVX	■	
										AISI 316 L	25KA KO08 EVX	■	
	8 x 10 mm	19	64,5	23	9	8				M 16 x 1	AISI 303	25KA KO10 RVX	■
											AISI 316 L	25KA KO12 EVX	■
9 x 12 mm	19	64,5	23	9	8				M 16 x 1	AISI 303	25KA KO12 RVX	■	
										AISI 316 L	25KA KO12 EVX	■	
 <p>Panel Mount, Hose Barb</p>	6 mm	19	75,5	23	17	10	17	4	M 12 x 1	AISI 303	25KA TS06 RVX	■	
	8 mm	19	79,5	23	17	14	17	4	M 12 x 1	AISI 303	25KA TS08 RVX	■	
	10 mm	19	79,5	23	25	14	19	4	M 14 x 1	AISI 303	25KA TS10 RVX	■	

Plugs

RECTUS Series 25KA

	Connection A	Hex SW	L mm	D mm	L1 mm	L2 mm	Hex1 SW1	B mm	G mm	Version	Part Number	DS		
 <p>Hose Barb</p>	6 mm		48	12	25					AISI 303	25SF TF06 RXX	■		
											AISI 316 L	25SF TF06 EXX	■	
	8 mm		48	12	25						AISI 303	25SF TF08 RXX	■	
											AISI 316 L	25SF TF08 EXX	□	
	9 mm		48	12	25						AISI 303	25SF TF09 RXX	■	
											AISI 316 L	25SF TF09 EXX	■	
	10 mm		48	12	25						AISI 303	25SF TF10 RXX	■	
											AISI 316 L	25SF TF10 EXX	■	
	13 mm		48	15	25						AISI 303	25SF TF13 RXX	■	
											AISI 316 L	25SF TF13 EXX	■	
	 <p>Plastic Hose Connection</p>	4 x 6 mm		34	12	7	6			M 10 x 1	AISI 303	25SF KO06 RXX	□	
												AISI 316 L	25SF KO06 EXX	□
6 x 8 mm			34	12	7	6				M 12 x 1	AISI 303	25SF KO08 RXX	□	
											AISI 316 L	25SF KO08 EXX	□	
8 x 10 mm		17	42		9	8				M 16 x 1	AISI 303	25SF KO10 RXX	□	
 <p>Panel Mount, Hose Barb</p>		6 mm	14	56		17	14	17	4	M 12 x 1	AISI 303	25SF TS06 RXX	□	
		10 mm	17	56		17	14	19	4	M 14 x 1	AISI 303	25SF TS10 RXX	□	

DS = Delivery Status

■ in stock

□ on short call

□ medium term delivery

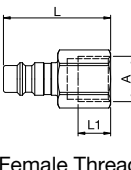
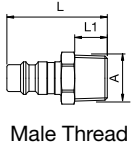
Plugs

RECTUS Series 25KA

Stainless Steel

Low Pressure

Connection A	Hex SW	L mm	D mm	L1 mm	L2 mm	Hex1 SW1	B mm	G mm	Version	Part Number	DS
G 1/8	14	31		7					AISI 303	25SF AW10 RXX	■
									AISI 316 L	25SF AW10 EXX	□
G 1/4	17	33		9					AISI 303	25SF AW13 RXX	■
									AISI 316 L	25SF AW13 EXX	■
G 3/8	19	33		9					AISI 303	25SF AW17 RXX	■
									AISI 316 L	25SF AW17 EXX	■
G 1/2	24	38		12					AISI 303	25SF AW21 RXX	■
									AISI 316 L	25SF AW21 EXX	■
M 18 x 1,5	22	37		11					AISI 303	25SF AM18 RXX	■
G 1/8	14	30		7					AISI 303	25SF IW10 RXX	■
									AISI 316 L	25SF IW10 EXX	■
G 1/4	17	33		10					AISI 303	25SF IW13 RXX	■
									AISI 316 L	25SF IW13 EXX	■
G 3/8	19	33		10					AISI 303	25SF IW17 RXX	■
									AISI 316 L	25SF IW17 EXX	■
G 1/2	24	35		12					AISI 303	25SF IW21 RXX	■
									AISI 316 L	25SF IW21 EXX	□
M 14 x 1,5	17	33		10					AISI 303	25SF IM14 RXX	□
M 16 x 1,5	19	33		10					AISI 303	25SF IM16 RXX	□
M 18 x 1,5	22	36		13					AISI 303	25SF IM18 RXX	□





Nominal Diameter

10 = 80 mm²

RECTUS Series

27KA



Low Pressure

actual size



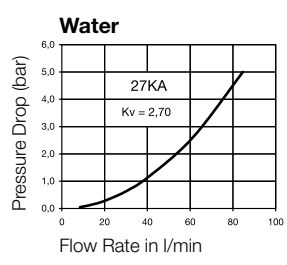
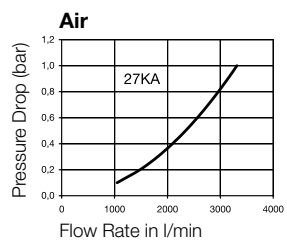
Technical Description

1/2" European industrial profile with UltraFlo technology. High flow performance. Notable for robust design with steel sleeve in use with large pneumatic consumers. Particularly suitable for aggressive media.

Dust Caps (P. 323)

for coupling Part.-No. SK27S
for plug Part.-No. SK16S

Chart



Advantages

Single handed operation. Low pressure drop. No damage to the valve body from collar design. High flow valve.

Interchangeability

CEJN 410

Working Pressure

PB = 35 bar, maximum static working pressure with safety factor of 4 to 1.

Working Temperature*

-15°C up to +200°C (FKM)
0°C up to +316°C (FFKM)
depending on the medium.

*At a temperature below -15°C and above +200°C special seals are available on request.

Material

Coupling

Back Body
Valve Body
Sleeve
Valve
Inner Sleeve
Spring Plate
Spring and Lock Ring
Locking Balls
Seals

AISI 303

AISI 303
AISI 303
AISI 303
AISI 303
AISI 303
AISI 303
AISI 301
AISI 316
FKM

AISI 316 L

AISI 316 L
AISI 316 L
AISI 316 L
AISI 316 L
AISI 316 L
AISI 316 L
AISI 316 Ti
AISI 316
FKM

Plug

Plug

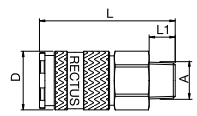
AISI 303

AISI 316 L

You will find the following alternative versions in our current catalogue on page:

- ▶ Stainless Steel Double Shut-off P. 201
- ▶ Safety Self-Venting P. 282
- ▶ Brass/Steel P. 95

Couplings RECTUS Series 27KA



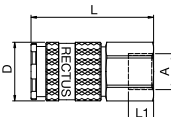
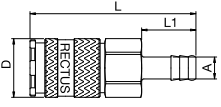
Male Thread

Connection A	Hex SW	L mm	D mm	L1 mm	L2 mm	Hex1 SW	B mm	G mm	Version	Part Number	DS
G 1/4	24	57,5	27	9					AISI 303	27KA AW13 RVX	☐
G 3/8	24	57,5	27	9					AISI 303	27KA AW 17 RVX	■☐
									AISI 316 L	27KA AW17 EVX	■☐
G 1/2	24	59,5	27	12					AISI 303	27KA AW21 RVX	■☐
									AISI 316 L	27KA AW21 EVX	■☐
G 3/4	32	60,5	27	16					AISI 303	27KA AW26 RVX	■☐
									AISI 316 L	27KA AW26 EVX	■☐

DS = Delivery Status ■ in stock ☐ on short call ☐ medium term delivery

Couplings

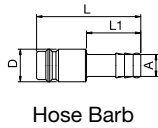
RECTUS Series 27KA

Connection A	Hex SW	L mm	D mm	L1 mm	L2 mm	Hex1 SW1	B mm	G mm	Version	Part Number	DS	
 <p>Female Thread</p>	G 3/8	24	56,5	27	11				AISI 303	27KA IW17 RVX	<input checked="" type="checkbox"/>	
									AISI 316 L	27KA IW17 EVX	<input type="checkbox"/>	
	G 1/2	24	56,5	27	12					AISI 303	27KA IW21 RVX	<input checked="" type="checkbox"/>
										AISI 316 L	27KA IW21 EVX	<input type="checkbox"/>
	G 3/4	32	60,5	27	16					AISI 303	27KA IW26 RVX	<input checked="" type="checkbox"/>
										AISI 316 L	27KA IW26 EVX	<input type="checkbox"/>
 <p>Hose Barb</p>	8 mm	24	76,5	27	25				AISI 316 L	27KA TF08 EVX	<input checked="" type="checkbox"/>	
	9 mm	24	76,5	27	25				AISI 303	27KA TF09 RVX	<input checked="" type="checkbox"/>	
									AISI 316 L	27KA TF09 EVX	<input type="checkbox"/>	
	10 mm	24	76,5	27	25				AISI 316 L	27KA TF10 EVX	<input checked="" type="checkbox"/>	
	13 mm	24	76,5	27	25					AISI 303	27KA TF13 RVX	<input checked="" type="checkbox"/>
										AISI 316 L	27KA TF13 EVX	<input type="checkbox"/>
	16 mm	24	76,5	27	25					AISI 303	27KA TF16 RVX	<input checked="" type="checkbox"/>
										AISI 316 L	27KA TF16 EVX	<input type="checkbox"/>
	19 mm	24	76,5	27	25					AISI 303	27KA TF19 RVX	<input checked="" type="checkbox"/>
AISI 316 L										27KA TF19 EVX	<input type="checkbox"/>	

Plugs

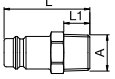
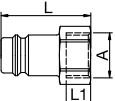
RECTUS Series 27KA

Connection A	Hex SW	L mm	D mm	L1 mm	L2 mm	Hex1 SW1	B mm	G mm	Version	Part Number	DS
6 mm		48	15	25					AISI 303	27SF TF06 RXX	<input type="checkbox"/>
8 mm		48	15	25					AISI 303	27SF TF08 RXX	<input checked="" type="checkbox"/>
									AISI 316 L	27SF TF08 EXX	<input type="checkbox"/>
9 mm		48	15	25					AISI 303	27SF TF09 RXX	<input checked="" type="checkbox"/>
									AISI 316 L	27SF TF09 EXX	<input type="checkbox"/>
10 mm		48	15	25					AISI 303	27SF TF10 RXX	<input type="checkbox"/>
									AISI 316 L	27SF TF10 EXX	<input type="checkbox"/>
13 mm		48	15	25					AISI 303	27SF TF13 RXX	<input checked="" type="checkbox"/>
									AISI 316 L	27SF TF13 EXX	<input checked="" type="checkbox"/>
16 mm		49	18	25					AISI 303	27SF TF16 RXX	<input checked="" type="checkbox"/>
									AISI 316 L	27SF TF16 EXX	<input type="checkbox"/>
19 mm		48	15	25					AISI 303	27SF TF19 RXX	<input checked="" type="checkbox"/>
									AISI 316 L	27SF TF19 EXX	<input type="checkbox"/>



Plugs

RECTUS Series 27KA

	Connection A	Hex SW	L mm	D mm	L1 mm	L2 mm	Hex1 SW1	B mm	G mm	Version	Part Number	DS	
 <p>Male Thread</p>	G 1/4	17	36,5		9					AISI 303	27SF AW13 RXX	■	
										AISI 316 L	27SF AW13 EXX	□	
	G 3/8	19	36,5		9						AISI 303	27SF AW17 RXX	■
											AISI 316 L	27SF AW17 EXX	■
	G 1/2	24	40		12						AISI 303	27SF AW21 RXX	■
											AISI 316 L	27SF AW21 EXX	■
	G 3/4	32	45		16						AISI 303	27SF AW26 RXX	■
											AISI 316 L	27SF AW26 EXX	■
 <p>Female Thread</p>	G 3/8	19	33		9					AISI 303	27SF IW17 RXX	■	
										AISI 316 L	27SF IW17 EXX	■	
	G 1/2	24	37		12						AISI 303	27SF IW21 RXX	■
											AISI 316 L	27SF IW21 EXX	□
	G 3/4	32	42		16						AISI 303	27SF IW26 RXX	■
											AISI 316 L	27SF IW26 EXX	■

DS = Delivery Status

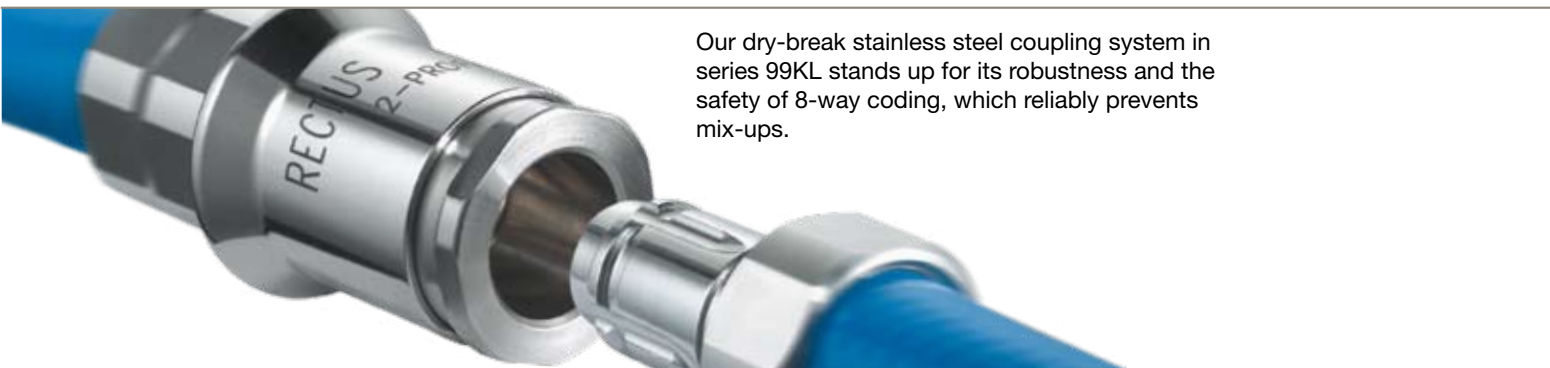
■ in stock

□ on short call

□ medium term delivery



Transport for hazardous goods.



Our dry-break stainless steel coupling system in series 99KL stands up for its robustness and the safety of 8-way coding, which reliably prevents mix-ups.





Nominal Diameter

2.7 = 5 mm²

RECTUS Series

20KB



actual size



Technical Description

Mini industrial coupling, internationally used profile. Notable for a high flow and numerous application options with various media. Frequent use in medical technology and chemistry/pharmacy.

Advantages

Single handed operation. Small dimensions. Minimal pressure drop.

Working Pressure

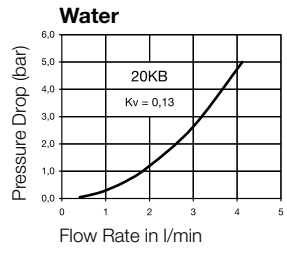
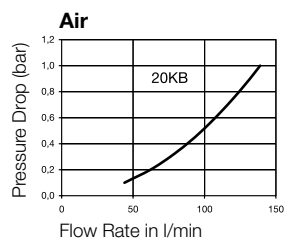
PB = 35 bar, maximum static working pressure with safety factor of 4 to 1.

Working Temperature*

-15°C up to +200°C (FKM) depending on the medium.

*At a temperature below -15°C and above +200°C special seals are available on request.

Chart



You will find the following alternative versions in our current catalogue on page:

- ▶ Stainless Steel Single Shut-off P. 170
- ▶ Brass/Steel Double Shut-off P. 120

Material

Coupling

Back Body
Valve Body
Sleeve
Valve
Spring and Locking Ring
Locking Balls
Seals

AISI 303

AISI 303
AISI 303
AISI 303
AISI 303
AISI 301
AISI 316
FKM

AISI 316 L

AISI 316 L
AISI 316 L
AISI 316 L
AISI 316 L
AISI 316 Ti
AISI 316
FKM

Plug

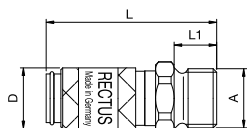
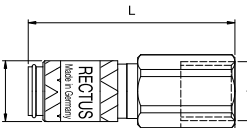
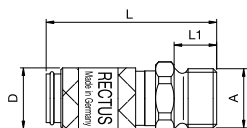
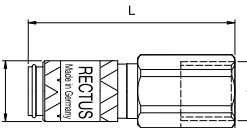
Plug Profile
Back Body
Valve
Spring
Seal

AISI 303
AISI 303
AISI 303
AISI 301
FKM

AISI 316 L
AISI 316 L
AISI 316 L
AISI 316 Ti
FKM

Couplings

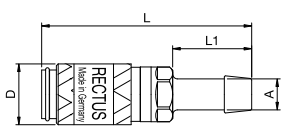
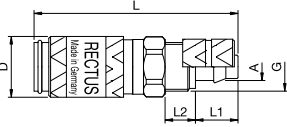
RECTUS Series 20KB

	Connection A	Hex SW	L mm	D mm	L1 mm	L2 mm	Hex1 SW1	B mm	G mm	Version	Part Number	DS
 Male Thread	M 5	9	26	10	5					AISI 303	20KB AM05 RVX	■ □
										AISI 316 L	20KB AM05 EVX	■ □
 Female Thread	M 5	9	25	10	5					AISI 303	20KB IM05 RVX	■ □
										AISI 316 L	20KB IM05 EVX	■ □
 Male Thread	G 1/8	11	28	10	7					AISI 303	20KB AW10 RVX	■ □
										AISI 316 L	20KB AW10 EVX	■ □
 Female Thread	G 1/8	12	28	10	7					AISI 303	20KB IW10 RVX	■ □
										AISI 316 L	20KB IW10 EVX	■ □

DS = Delivery Status ■ in stock □ on short call □ medium term delivery

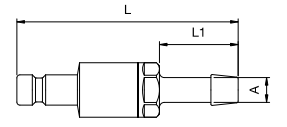
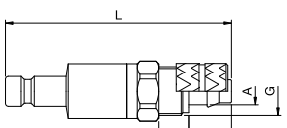
Couplings

RECTUS Series 20KB

	Connection A	Hex SW	L mm	D mm	L1 mm	L2 mm	Hex1 SW1	B mm	G mm	Version	Part Number	DS
 <p>Hose Barb</p>	3 mm		35	10	13					AISI 303	20KB TF03 RVX	<input type="checkbox"/>
	4 mm		35	10	13					AISI 303 AISI 316 L	20KB TF04 RVX 20KB TF04 EVX	<input type="checkbox"/>
	5 mm		35	10	13					AISI 303	20KB TF05 RVX	<input type="checkbox"/>
 <p>Plastic Hose Connection</p>	3 x 4 mm	9	34	10	7	5			M 7 x 0,5	AISI 303 AISI 316 L	20KB KO04 RVX 20KB KO04 EVX	<input type="checkbox"/>
	3 x 5 mm	9	34	10	7	5			M 7 x 0,5	AISI 303 AISI 316 L	20KB KO05 RVX 20KB KO05 EVX	<input type="checkbox"/>
	4 x 6 mm	9	34	10	7	5			M 8 x 0,5	AISI 303 AISI 316 L	20KB KO06 RVX 20KB KO06 EVX	<input type="checkbox"/>
	3 x 4 mm	12	45	10	7	17	11	3	M 7 x 0,5	AISI 303	20KB KS04 RVX	<input type="checkbox"/>
	3 x 5 mm	12	45	10	7	17	11	3	M 7 x 0,5	AISI 303	20KB KS05 RVX	<input type="checkbox"/>
	4 x 6 mm	12	45	10	7	17	12	3,5	M 8 x 0,5	AISI 303	20KB KS06 RVX	<input type="checkbox"/>

Valved Plugs

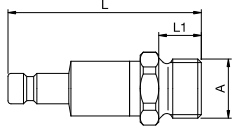
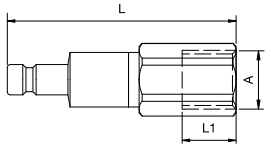
RECTUS Series 20KB

	Connection A	Hex SW	L mm	D mm	L1 mm	L2 mm	Hex1 SW1	B mm	G mm	Version	Part Number	DS
 <p>Hose Barb</p>	3 mm	8	37		13					AISI 303	20SB TF03 RVX	<input type="checkbox"/>
	4 mm	8	37		13					AISI 303 AISI 316 L	20SB TF04 RVX 20SB TF04 EVX	<input type="checkbox"/>
	5 mm	8	37		13					AISI 303	20SB TF05 RVX	<input type="checkbox"/>
 <p>Plastic Hose Connection</p>	3 x 4 mm	9	36		7	5			M 7 x 0,5	AISI 303 AISI 316 L	20SB KO04 RVX 20SB KO04 EVX	<input type="checkbox"/>
	3 x 5 mm	9	36		7	5			M 7 x 0,5	AISI 303 AISI 316 L	20SB KO05 RVX 20SB KO05 EVX	<input type="checkbox"/>
	4 x 6 mm	9	36		7	5			M 8 x 0,5	AISI 303 AISI 316 L	20SB KO06 RVX 20SB KO06 EVX	<input type="checkbox"/>
	3 x 4 mm	12	47		7	17	11	3	M 7 x 0,5	AISI 303	20SB KS04 RVX	<input type="checkbox"/>
	3 x 5 mm	12	47		7	17	11	3	M 7 x 0,5	AISI 303	20SB KS05 RVX	<input type="checkbox"/>
	4 x 6 mm	12	47		7	17	12	3,5	M 8 x 0,5	AISI 303	20SB KS06 RVX	<input type="checkbox"/>

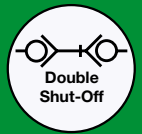

⚠ Please consider our security advices on the pages 12/13 ⚠

Valved Plugs

RECTUS Series 20KB

	Connection A	Hex SW	L mm	D mm	L1 mm	L2 mm	Hex1 SW1	B mm	G mm	Version	Part Number	DS
 <p>Male Thread</p>	M 5	9	28		5					AISI 303	20SB AM05 RVX	■ □
										AISI 316 L	20SB AM05 EVX	■ □
	G 1/8	11	30		7					AISI 303	20SB AW10 RVX	■ □
										AISI 316 L	20SB AW10 EVX	■ □
 <p>Female Thread</p>	M 5	9	27		5					AISI 303	20SB IM05 RVX	■ □
										AISI 316 L	20SB IM05 EVX	■ □
	G 1/8	12	30		7					AISI 303	20SB IW10 RVX	■ □
										AISI 316 L	20SB IW10 EVX	■ □

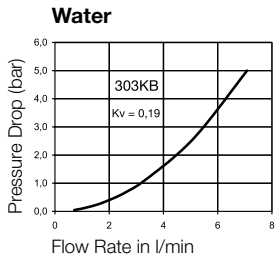
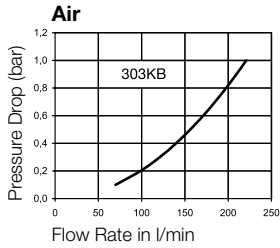
DS = Delivery Status ■ in stock ■ □ on short call ■ □ medium term delivery



Technical Description

Mini industrial coupling with plug profile according to ISO 6150 C. Popular profile in analytical and medical technology. Above average flow rate performance for liquid and gaseous media.

Chart



Interchangeability

ISO 6150 C

Working Pressure

PB = 35 bar, maximum static working pressure with safety factor of 4 to 1.

Working Temperature*

-15°C up to +200°C (FKM) depending on the medium.

*At a temperature below -15°C and above +200°C special seals are available on request.

Material

AISI 316 L

Coupling

- Back Body
- Valve Body
- Sleeve
- Valve
- Spring
- Balls, Pins
- Seals
- Distance Sleeve

- AISI 316 L
- AISI 316 L
- AISI 316 L
- AISI 316 L
- AISI 316 Ti
- AISI 316
- FKM
- AISI 316 L

Plug

Plug

AISI 316 L

actual size



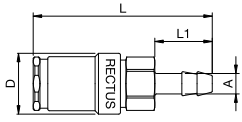
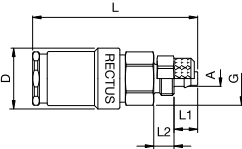
Couplings

RECTUS Series 303KB

	Connection A	Hex SW	L mm	D mm	L1 mm	L2 mm	Hex1 SW1	B mm	G mm	Version	Part Number	DS
<p>Male Thread</p>	G 1/8	14	43	18	7					AISI 316 L	303KB AW10 EVX	■
	G 1/4	17	45	18	9					AISI 316 L	303KB AW13 EVX	■
<p>Female Thread</p>	G 1/8	14	43	18	9					AISI 316 L	303KB IW10 EVX	■
	G 1/4	17	45	18	9					AISI 316 L	303KB IW13 EVX	■

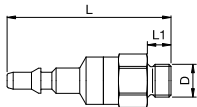
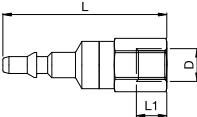
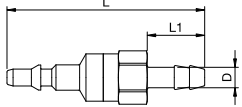
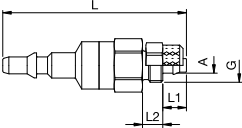
Couplings

RECTUS Series 303KB

	Connection A	Hex SW	L mm	D mm	L1 mm	L2 mm	Hex1 SW1	B mm	G mm	Version	Part Number	DS	
 <p>Hose Barb</p>	4 mm	14	53	18	17					AISI 316 L	303KB TF04 EVX	■ □	
	6 mm	14	53	18	17					AISI 316 L	303KB TF06 EVX	■ □	
	4 x 6 mm	14	49	18	7	6	12		M 10 x 1	AISI 316 L	303KB KO06 EVX	■ □	
 <p>Plastic Hose Connection</p>	6 x 8 mm	14	49	18	7	6	14		M 12 x 1	AISI 316 L	303KB KO08 EVX	■ □	

Valved Plugs

RECTUS Series 303KB

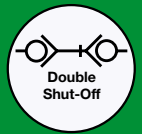

	Connection A	Hex SW	L mm	D mm	L1 mm	L2 mm	Hex1 SW1	B mm	G mm	Version	Part Number	DS	
 <p>Male Thread</p>	G 1/8	14	48,5		7					AISI 316 L	303SB AW10 EVX	■ □	
	G 1/4	17	50,5		9					AISI 316 L	303SB AW13 EVX	■ □	
	G 1/8	14	48,5		9					AISI 316 L	303SB IW10 EVX	■ □	
 <p>Female Thread</p>	G 1/4	17	50,5		9					AISI 316 L	303SB IW13 EVX	■ □	
 <p>Hose Barb</p>	4 mm	14	58,5		17					AISI 316 L	303SB TF04 EVX	■ □	
	6 mm	14	58,5		17					AISI 316 L	303SB TF06 EVX	■ □	
	4 x 6 mm	14	54,5		7	6	12		M 10 x 1	AISI 316 L	303SB KO06 EVX	■ □	
 <p>Plastic Hose Connection</p>	6 x 8 mm	14	54,5		7	6	14		M 12 x 1	AISI 316 L	303SB KO08 EVX	■ □	

DS = Delivery Status

■ in stock


□ on short call

□ medium term delivery

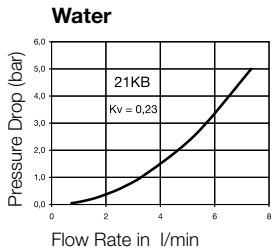
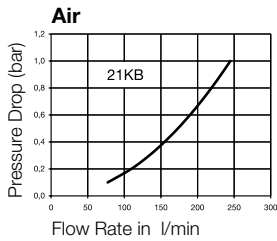


Technical Description

Mini industrial coupling, internationally the most common profile for this nominal diameter, in double shut-off design. Above average flow performance for liquid and gaseous media. Large band width in materials and valve variants.

Dust Caps (P. 323) 
for coupling Part.-No. SK16S

Chart



Advantages

Single handed operation.
Small dimensions.

Working Pressure

PB = 35 bar, maximum static working pressure with safety factor of 4 to 1.

Working Temperature*

-15°C up to +200°C (FKM)
0°C up to +316°C (FFKM)
depending on the medium.

*At a temperature below -15°C and above +200°C special seals are available on request.

Material

Coupling

Back Body
Valve Body
Sleeve
Valve
Spring and Locking Ring
Locking Balls
Seals

Plug

Plug Profile
Back Body
Valve
Spring
Seal

AISI 303

AISI 303
AISI 303
AISI 303
AISI 303
AISI 301
AISI 420
FKM

AISI 316 L

AISI 316 L
AISI 316 L
AISI 316 L
AISI 316 L
AISI 316 Ti
AISI 316
FKM

AISI 303
AISI 303
AISI 303
AISI 301
FKM

AISI 306 L
AISI 316 L
AISI 316 L
AISI 316 Ti
FKM

actual size









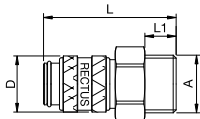
You will find the following alternative versions in our current catalogue on page:

- ▶ Stainless Steel Single Shut-off P. 173
- ▶ Stainless Steel Dry-Break P. 212
- ▶ Thermoplastics P. 232
- ▶ Brass/Steel Double Shut-off P. 123
- ▶ Safety P. 266
- ▶ Coded Systems P. 292

Couplings

RECTUS Series 21KB

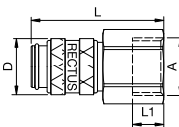
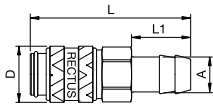
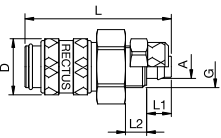
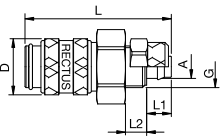
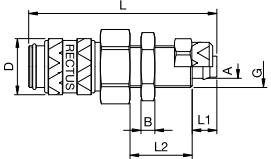
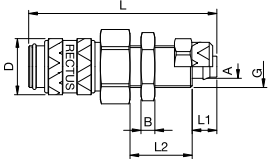
Connection A	Hex SW	L mm	D mm	L1 mm	L2 mm	Hex1 SW1	B mm	G mm	Version	Part Number	DS
G 1/8	14	36	16	7					AISI 303	21KB AW10 RVX	
									AISI 316 L	21KB AW10 EVX	
G 1/4	17	38	16	9					AISI 303	21KB AW13 RVX	
									AISI 316 L	21KB AW13 EVX	
G 3/8	19	38	16	9					AISI 303	21KB AW17 RVX	
									AISI 316 L	21KB AW17 EVX	



Male Thread

Couplings

RECTUS Series 21KB

	Connection A	Hex SW	L mm	D mm	L1 mm	L2 mm	Hex1 SW1	B mm	G mm	Version	Part Number	DS	
 <p>Female Thread</p>	G 1/8	14	36	16	9					AISI 303	21KB IW10 RVX	■	
										AISI 316 L	21KB IW10 EVX	■	
	G 1/4	17	38	16	9						AISI 303	21KB IW13 RVX	■
											AISI 316 L	21KB IW13 EVX	■
	G 3/8	19	38	16	9						AISI 303	21KB IW17 RVX	■
											AISI 316 L	21KB IW17 EVX	■
 <p>Hose Barb</p>	4 mm	14	46	16	17					AISI 303	21KB TF04 RVX	■	
										AISI 316 L	21KB TF04 EVX	■	
	5 mm	14	46	16	17						AISI 303	21KB TF05 RVX	■
											AISI 316 L	21KB TF05 EVX	■
	6 mm	14	46	16	17						AISI 303	21KB TF06 RVX	■
											AISI 316 L	21KB TF06 EVX	■
	8 mm	14	46	16	17						AISI 303	21KB TF08 RVX	■
											AISI 316 L	21KB TF08 EVX	■
	9 mm	14	46	16	17						AISI 303	21KB TF09 RVX	■
											AISI 316 L	21KB TF09 EVX	■
10 mm	14	46	16	17						AISI 303	21KB TF10 RVX	■	
										AISI 316 L	21KB TF10 EVX	■	
6 mm Parker	14	50	16	20						AISI 303	21KB TP06 RVX	■	
 <p>Plastic Hose Connection</p>	4 x 6 mm	14	42	16	7	6			M 10 x 1	AISI 303	21KB KO06 RVX	■	
										AISI 316 L	21KB KO06 EVX	■	
 <p>Plastic Hose Connection</p>	6 x 8 mm	14	42	16	7	6			M 12 x 1	AISI 303	21KB KO08 RVX	■	
										AISI 316 L	21KB KO08 EVX	■	
 <p>Panel Mount, Plastic Hose Connection</p>	4 x 6 mm	14	54	16	7	18	14	4	M 10 x 1	AISI 303	21KB KS06 RVX	■	
										AISI 316 L	21KB KS06 EVX	■	
 <p>Panel Mount, Plastic Hose Connection</p>	6 x 8 mm	17	54	16	7	18	14	4	M 12 x 1	AISI 303	21KB KS08 RVX	■	

DS = Delivery Status

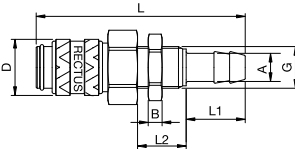
■ in stock

□ on short call

□ medium term delivery

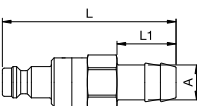
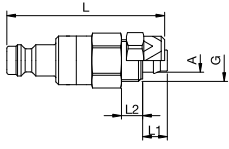
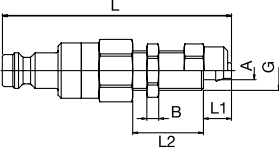
Couplings

RECTUS Series 21KB

	Connection A	Hex SW	L mm	D mm	L1 mm	L2 mm	Hex1 SW1	B mm	G mm	Version	Part Number	DS
 <p>Panel Mount, Hose Barb</p>	8 mm	17	60	16	17	14	17	4	M 12 x 1	AISI 303	21KB TS08 RVX	<input type="checkbox"/>

Valved Plugs

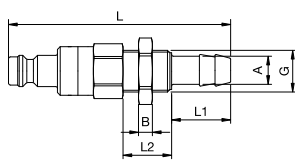
RECTUS Series 21KB

	Connection A	Hex SW	L mm	D mm	L1 mm	L2 mm	Hex1 SW1	B mm	G mm	Version	Part Number	DS	
 <p>Hose Barb</p>	6 mm	14	50		17					AISI 303	21SB TF06 RVX	<input checked="" type="checkbox"/>	
										AISI 316 L	21SB TF06 EVX	<input type="checkbox"/>	
	8 mm	14	50		17					AISI 303	21SB TF08 RVX	<input type="checkbox"/>	
										AISI 316 L	21SB TF08 EVX	<input checked="" type="checkbox"/>	
	9 mm	14	50		17					AISI 303	21SB TF09 RVX	<input type="checkbox"/>	
										AISI 316 L	21SB TF09 EVX	<input checked="" type="checkbox"/>	
	10 mm	14	50		17					AISI 303	21SB TF10 RVX	<input type="checkbox"/>	
										AISI 316 L	21SB TF10 EVX	<input checked="" type="checkbox"/>	
	6 mm Parker	14	54		20						AISI 303	21SB TP06 RVX	<input type="checkbox"/>
 <p>Plastic Hose Connection</p>	4 x 6 mm	14	46		7	6			M 10 x 1	AISI 303	21SB KO06 RVX	<input type="checkbox"/>	
										AISI 316 L	21SB KO06 EVX	<input type="checkbox"/>	
	6 x 8 mm	14	46		7	6			M 12 x 1	AISI 303	21SB KO08 RVX	<input type="checkbox"/>	
										AISI 316 L	21SB KO08 EVX	<input type="checkbox"/>	
 <p>Panel Mount, Plastic Hose Connection</p>	4 x 6 mm	14	58		7	18	12	3	M 10 x 1	AISI 303	21SB KS06 RVX	<input type="checkbox"/>	
										AISI 316 L	21SB KS06 EVX	<input type="checkbox"/>	
	6 x 8 mm	17	58		7	18	17	4	M 12 x 1	AISI 303	21SB KS08 RVX	<input type="checkbox"/>	

⚠ Please consider our security advices on the pages 12/13 ⚠

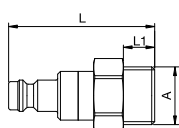
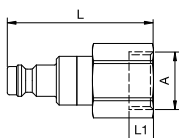
Valved Plugs

RECTUS Series 21KB

	Connection A	Hex SW	L mm	D mm	L1 mm	L2 mm	Hex1 SW1	B mm	G mm	Version	Part Number	DS
 <p>Panel Mount, Hose Barb</p>	6 mm	17	64		17	14	17	4	M 12 x 1	AISI 303	21SB TS06 RVX	■□
	9 mm	17	64		17	14	17	4	M 12 x 1	AISI 303	21SB TS09 RVX	■□
	10 mm	17	61		17	11	17	3,5	G 1/4	AISI 303	21SB TS10 RVX	■□

Valved Plugs

RECTUS Series 21KB

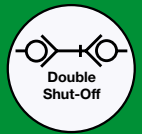

	Connection A	Hex SW	L mm	D mm	L1 mm	L2 mm	Hex1 SW1	B mm	G mm	Version	Part Number	DS
 <p>Male Thread</p>	G 1/8	14	40		7					AISI 303	21SB AW10 RVX	■□
										AISI 316 L	21SB AW10 EVX	■□
	G 1/4	17	42		9					AISI 303	21SB AW13 RVX	■
										AISI 316 L	21SB AW13 EVX	■
	G 3/8	19	42		9					AISI 303	21SB AW17 RVX	■
										AISI 316 L	21SB AW17 EVX	■□
	M 14 x 1,5	17	43		10					AISI 303	21SB AM14 RVX	■□
 <p>Female Thread</p>	G 1/8	14	40		9					AISI 303	21SB IW10 RVX	■□
										AISI 316 L	21SB IW10 EVX	■□
	G 1/4	17	42		9					AISI 303	21SB IW13 RVX	■□
										AISI 316 L	21SB IW13 EVX	■□
	G 3/8	19	42		9					AISI 303	21SB IW17 RVX	■□
										AISI 316 L	21SB IW17 EVX	■□
	M 10 x 1	14	40		9					AISI 303	21SB IM10 RVX	■□
M 12 x 1,5	17	42		9					AISI 303	21SB IM12 RVX	■□	
M 14 x 1,5	17	42		9					AISI 303	21SB IM14 RVX	■□	

DS = Delivery Status

■ in stock

■□ on short call

□ medium term delivery



Technical Description

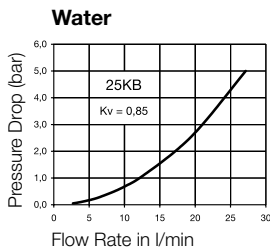
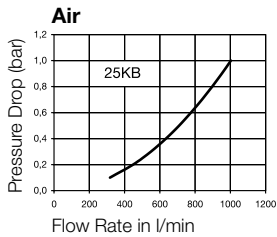
3/8" - 1/2" European industrial profile with UltraFlo technology. High flow performance. Notable for robust design and steel sleeve used with large pneumatic consumers. Optimum use with liquids and aggressive media.

Dust Caps (P. 323)

for coupling Part.-No. SK23S
for plug Part.-No. SK12S



Chart



Advantages

Single handed operation.
Robust design. High flow valve.
No damage to the valve body from collar design.

Working Pressure

PB = 35 bar, maximum static working pressure with safety factor of 4 to 1.

Working Temperature*

-15°C up to +200°C (FKM)
0°C up to +316°C (FFKM) depending on the medium.

*At a temperature below -15°C and above +200°C special seals are available on request.

actual size



Material

Coupling

Back Body
Valve Body
Sleeve
Valve
Spring and Locking Ring
Locking Balls
Seals
Inner Sleeve
Spring Plate

Plug

Plug Profile
Back Body
Valve
Spring
Seal

AISI 303

AISI 303
AISI 303
AISI 303
AISI 303
AISI 301
AISI 316
FKM
AISI 303
AISI 303

AISI 303
AISI 303
AISI 303
AISI 301
FKM

AISI 316 L

AISI 316 L
AISI 316 L
AISI 316 L
AISI 316 L
AISI 316 Ti
AISI 316 L
FKM
AISI 316 L
AISI 316 L

AISI 316 L
AISI 316 L
AISI 316 L
AISI 316 Ti
FKM

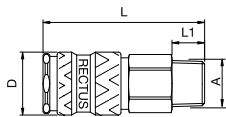
You will find the following alternative versions in our current catalogue on page:

- ▶ Stainless Steel Single Shut-off P. 180
- ▶ Stainless Steel Dry-Break P. 218
- ▶ Brass/Steel Double Shut-off P. 135
- ▶ Safety P. 268
- ▶ Safety Self-Venting P. 280
- ▶ Coded Systems P. 295

Couplings

RECTUS Series 25KB

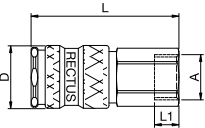
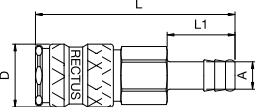
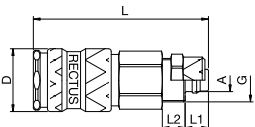
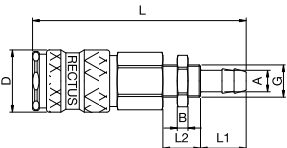
Connection A	Hex SW	L mm	D mm	L1 mm	L2 mm	Hex1 SW1	B mm	G mm	Version	Part Number	DS
G 1/4	19	59,5	23	10,5					AISI 303	25KB AW13 RVX	■
									AISI 316 L	25KB AW13 EVX	■
G 3/8	19	57,5	23	9					AISI 303	25KB AW17 RVX	■
									AISI 316 L	25KB AW17 EVX	■
G 1/2	24	60,5	23	12					AISI 303	25KB AW21 RVX	■
									AISI 316 L	25KB AW21 EVX	■
M 16 x 1,5	19	59	23	10,5					AISI 303	25KB AM16 RVX	■
									AISI 316 L	25KB AM16 EVX	■



Male Thread

Couplings

RECTUS Series 25KB

	Connection A	Hex SW	L mm	D mm	L1 mm	L2 mm	Hex1 SW1	B mm	G mm	Version	Part Number	DS	
 <p>Female Thread</p>	G 1/4	19	55,5	23	10					AISI 303	25KB IW13 RVX	■ □	
										AISI 316 L	25KB IW13 EVX	■ □	
	G 3/8	19	54,5	23	9						AISI 303	25KB IW17 RVX	■ □
											AISI 316 L	25KB IW17 EVX	■ □
	G 1/2	24	57,5	23	12						AISI 303	25KB IW21 RVX	■ □
											AISI 316 L	25KB IW21 EVX	■ □
M 14 x 1,5	19	54,5	23	9						AISI 303	25KB IM14 RVX	■ □	
M 16 x 1,5	19	54,5	23	9						AISI 303	25KB IM16 RVX	■ □	
M 18 x 1,5	22	54,5	23	9						AISI 303	25KB IM18 RVX	■ □	
 <p>Hose Barb</p>	6 mm	19	73,5	23	25					AISI 303	25KB TF06 RVX	■ □	
										AISI 316 L	25KB TF06 EVX	■ □	
	8 mm	19	73,5	23	25						AISI 303	25KB TF08 RVX	■ □
											AISI 316 L	25KB TF08 EVX	■ □
	9 mm	19	73,5	23	25						AISI 303	25KB TF09 RVX	■ □
											AISI 316 L	25KB TF09 EVX	■ □
10 mm	19	73,5	23	25						AISI 303	25KB TF10 RVX	■ □	
										AISI 316 L	25KB TF10 EVX	■ □	
13 mm	19	73,5	23	25						AISI 303	25KB TF13 RVX	■ □	
										AISI 316 L	25KB TF13 EVX	■ □	
 <p>Plastic Hose Connection</p>	6 x 8 mm	19	61	23	7	6			M 12 x 1	AISI 303	25KB KO08 RVX	■ □	
										AISI 316 L	25KB KO08 EVX	■ □	
	8 x 10 mm	19	64,5	23	9	8				M 16 x 1	AISI 303	25KB KO10 RVX	■ □
9 x 12 mm	19	64,5	23	9	8					M 16 x 1	AISI 303	25KB KO12 RVX	■ □
											AISI 316 L	25KB KO12 EVX	■ □
 <p>Panel Mount, Hose Barb</p>	10 mm	19	79,5	23	25	14	19	4	M 14 x 1	AISI 303	25KB TS10 RVX	■ □	

DS = Delivery Status

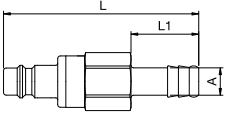
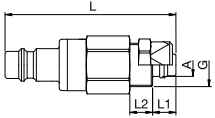
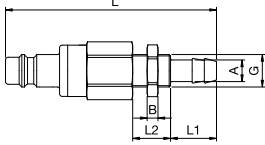
■ in stock

□ on short call

□ medium term delivery

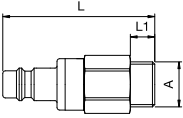
Valved Plugs

RECTUS Series 25KB

	Connection A	Hex SW	L mm	D mm	L1 mm	L2 mm	Hex1 SW1	B mm	G mm	Version	Part Number	DS
 <p>Hose Barb</p>	6 mm	19	72	25						AISI 303	25SB TF06 RVX	<input type="checkbox"/>
										AISI 316 L	25SB TF06 EVX	<input type="checkbox"/>
	8 mm	19	72	25						AISI 303	25SB TF08 RVX	<input type="checkbox"/>
										AISI 316 L	25SB TF08 EVX	<input type="checkbox"/>
	9 mm	19	72	25						AISI 303	25SB TF09 RVX	<input type="checkbox"/>
										AISI 316 L	25SB TF09 EVX	<input type="checkbox"/>
	10 mm	19	72	25						AISI 303	25SB TF10 RVX	<input type="checkbox"/>
										AISI 316 L	25SB TF10 EVX	<input type="checkbox"/>
	13 mm	19	72	25						AISI 303	25SB TF13 RVX	<input type="checkbox"/>
										AISI 316 L	25SB TF13 EVX	<input type="checkbox"/>
 <p>Plastic Hose Connection</p>	4 x 6 mm	19	59	7	6			M 10 x 1	AISI 303	25SB KO06 RVX	<input type="checkbox"/>	
										AISI 316 L	25SB KO08 EVX	<input type="checkbox"/>
	6 x 8 mm	19	59	7	6			M 12 x 1	AISI 303	25SB KO08 RVX	<input type="checkbox"/>	
										AISI 316 L	25SB KO08 EVX	<input type="checkbox"/>
	8 x 10 mm	19	63	8,5	8,5			M 16 x 1	AISI 303	25SB KO10 RVX	<input type="checkbox"/>	
	9 x 12 mm	19	63	8,5	8,5			M 16 x 1	AISI 303	25SB KO12 RVX	<input type="checkbox"/>	
									AISI 316 L	25SB KO12 EVX	<input type="checkbox"/>	
 <p>Panel Mount, Hose Barb</p>	6 mm	19	74	17	10	17	4	M 12 x 1	AISI 303	25SB TS06 RVX	<input type="checkbox"/>	
	8 mm	19	78	17	14	17	4	M 12 x 1	AISI 303	25SB TS08 RVX	<input type="checkbox"/>	
	10 mm	19	78	17	14	19	4	M 14 x 1	AISI 303	25SB TS10 RVX	<input type="checkbox"/>	

Valved Plugs

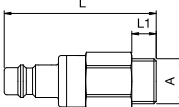
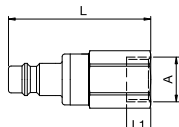
RECTUS Series 25KB

	Connection A	Hex SW	L mm	D mm	L1 mm	L2 mm	Hex1 SW1	B mm	G mm	Version	Part Number	DS
 <p>Male Thread</p>	G 1/8	19	54	7						AISI 303	25SB AW10 RVX	<input type="checkbox"/>
										AISI 316 L	25SB AW10 EVX	<input type="checkbox"/>
	G 1/4	19	58	10						AISI 303	25SB AW13 RVX	<input type="checkbox"/>
										AISI 316 L	25SB AW13 EVX	<input type="checkbox"/>
	G 3/8	19	56	9						AISI 303	25SB AW17 RVX	<input type="checkbox"/>
										AISI 316 L	25SB AW17 EVX	<input type="checkbox"/>
	G 1/2	24	59	12						AISI 303	25SB AW21 RVX	<input type="checkbox"/>
										AISI 316 L	25SB AW21 EVX	<input type="checkbox"/>

⚠ Please consider our security advices on the pages 12/13 ⚠

Valved Plugs

RECTUS Series 25KB

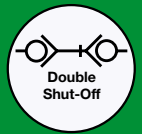
	Connection A	Hex SW	L mm	D mm	L1 mm	L2 mm	Hex1 SW1	B mm	G mm	Version	Part Number	DS
 <p>Male Thread</p>	M 16 x 1,5	19	57,5		10,5					AISI 303	25SB AM16 RVX	■□
										AISI 316 L	25SB AM16 EVX	■□
	M 18 x 1,5	19	58		11					AISI 303	25SB AM 18 RVX	■□
 <p>Female Thread</p>	G 1/4	19	54		10					AISI 303	25SB IW13 RVX	■□
										AISI 316 L	25SB IW13 EVX	■□
	G 3/8	19	53		9					AISI 303	25SB IW17 RVX	■□
										AISI 316 L	25SB IW17 EVX	■□
	G 1/2	24	56		12					AISI 303	25SB IW21 RVX	■□
										AISI 316 L	25SB IW21 EVX	■□
	M 18 x 1,5	22	53		9					AISI 303	25SB IM18 RVX	■□

DS = Delivery Status

■ in stock

■□ on short call

□ medium term delivery



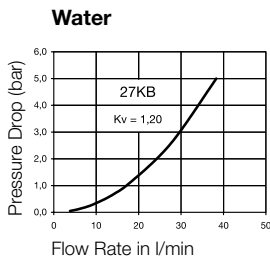
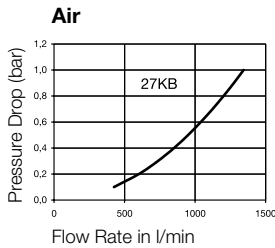
Technical Description

1/2" European industrial profile with UltraFlo technology. High flow performance. Notable for robust design with steel sleeve in use with large pneumatic consumers. Particularly suitable for aggressive media.

Dust Caps (P. 323)

for coupling Part.-No. SK27S 

Chart



Advantages

Single handed operation. Low pressure drop. No damage to the valve body from collar design. High flow valve.

Working Pressure

PB = 35 bar, maximum static working pressure with safety factor of 4 to 1.

Working Temperature*

-15°C up to +200°C (FKM)
0°C up to +316°C (FFKM)
depending on the medium.

*At a temperature below -15°C and above +200°C special seals are available on request.

Material

Coupling

Back Body
Valve Body
Sleeve
Valve
Spring and Locking Ring
Locking Balls
Seals
Inner Sleeve
Spring Plate

AISI 303

AISI 303
AISI 303
AISI 303
AISI 303
AISI 301
AISI 416
AISI 416
FKM
AISI 303
AISI 303

AISI 316 L

AISI 316 L
AISI 316 L
AISI 316 L
AISI 316 L
AISI 316 Ti
AISI 416
FKM
AISI 316 L
AISI 316 L

Plug

Plug Profile
Back Body
Valve
Spring
Seal

AISI 303
AISI 303
AISI 303
AISI 301
FKM

AISI 316 L
AISI 316 L
AISI 316 L
AISI 316 Ti
FKM

90% of actual size



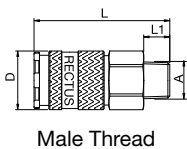
You will find the following alternative versions in our current catalogue on page:

- ▶ Stainless Steel Single Shut-off P. 184
- ▶ Brass/Steel Double Shut-off P. 139
- ▶ Safety Self-Venting P. 282

Couplings

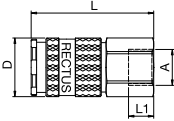
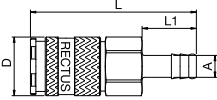
RECTUS Series 27KB

Connection A	Hex SW	L mm	D mm	L1 mm	L2 mm	Hex1 SW1	B mm	G mm	Version	Part Number	DS
G 1/4	24	57,5	27	9					AISI 303	27KB AW13 RVX	<input type="checkbox"/>
G 3/8	24	57,5	27	9					AISI 303	27KB AW17 RVX	<input type="checkbox"/>
									AISI 316 L	27KB AW17 EVX	<input type="checkbox"/>
G 1/2	24	59,5	27	12					AISI 303	27KB AW21 RVX	<input type="checkbox"/>
									AISI 316 L	27KB AW21 EVX	<input type="checkbox"/>
G 3/4	32	60,5	27	16					AISI 303	27KB AW26 RVX	<input type="checkbox"/>
									AISI 316 L	27KB AW26 EVX	<input type="checkbox"/>



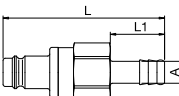
Couplings

RECTUS Series 27KB

	Connection A	Hex SW	L mm	D mm	L1 mm	L2 mm	Hex1 SW1	B mm	G mm	Version	Part Number	DS
 <p>Female Thread</p>	G 1/4	24	56,5	27	10					AISI 316 L	27KB IW13 EVX	<input type="checkbox"/>
	G 3/8	24	56,5	27	11					AISI 303	27KB IW17 RVX	<input checked="" type="checkbox"/>
										AISI 316 L	27KB IW17 EVX	<input checked="" type="checkbox"/>
	G 1/2	24	56,5	27	12					AISI 303	27KB IW21 RVX	<input checked="" type="checkbox"/>
										AISI 316 L	27KB IW21 EVX	<input checked="" type="checkbox"/>
	G 3/4	32	60,5	27	16					AISI 303	27KB IW26 RVX	<input checked="" type="checkbox"/>
										AISI 316 L	27KB IW26 EVX	<input checked="" type="checkbox"/>
 <p>Hose Barb</p>	13 mm	24	76,5	27	25					AISI 303	27KB TF13 RVX	<input checked="" type="checkbox"/>
										AISI 316 L	27KB TF13 EVX	<input checked="" type="checkbox"/>
	16 mm	24	76,5	27	25					AISI 303	27KB TF16 RVX	<input checked="" type="checkbox"/>
										AISI 316 L	27KB TF16 EVX	<input checked="" type="checkbox"/>
	19 mm	24	76,5	27	25					AISI 303	27KB TF19 RVX	<input checked="" type="checkbox"/>
										AISI 316 L	27KB TF19 EVX	<input checked="" type="checkbox"/>

Valved Plugs

RECTUS Series 27KB

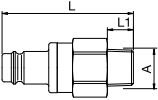
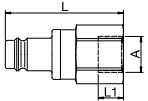
	Connection A	Hex SW	L mm	D mm	L1 mm	L2 mm	Hex1 SW1	B mm	G mm	Version	Part Number	DS	
 <p>Hose Barb</p>	9 mm	24	74,5		25					AISI 303	27SB TF09 RVX	<input checked="" type="checkbox"/>	
										AISI 316 L	27SB TF09 EVX	<input checked="" type="checkbox"/>	
	13 mm	24	74,5		25					AISI 303	27SB TF13 RVX	<input checked="" type="checkbox"/>	
										AISI 316 L	27SB TF13 EVX	<input checked="" type="checkbox"/>	
	16 mm	24	74,5		25					AISI 303	27SB TF16 RVX	<input checked="" type="checkbox"/>	
												27SB TF16 EVX	<input checked="" type="checkbox"/>
	19 mm	24	74,5		25					AISI 303	27SB TF19 RVX	<input checked="" type="checkbox"/>	
										AISI 316 L	27SB TF19 EVX	<input checked="" type="checkbox"/>	

DS = Delivery Status

in stock

on short call

medium term delivery

	Connection A	Hex SW	L mm	D mm	L1 mm	L2 mm	Hex1 SW1	B mm	G mm	Version	Part Number	DS
 <p>Male Thread</p>	G 1/4	24	55,5		9					AISI 303	27SB AW13 RVX	<input type="checkbox"/>
	G 3/8	24	55,5		9					AISI 303 AISI 316 L	27SB AW17 RVX 27SB AW17 EVX	<input type="checkbox"/> <input type="checkbox"/>
	G 1/2	24	57,5		12					AISI 303 AISI 316 L	27SB AW21 RVX 27SB AW21 EVX	<input type="checkbox"/> <input type="checkbox"/>
	G 3/4	32	58,5		16					AISI 303 AISI 316 L	27SB AW26 RVX 27SB AW26 EVX	<input type="checkbox"/> <input type="checkbox"/>
	G 1/4	24	54,5		10					AISI 303 AISI 316 L	27SB IW13 RVX 27SB IW13 EVX	<input type="checkbox"/> <input type="checkbox"/>
	G 3/8	24	54,5		10					AISI 303 AISI 316 L	27SB IW17 RVX 27SB IW17 EVX	<input type="checkbox"/> <input type="checkbox"/>
 <p>Female Thread</p>	G 1/2	24	54,5		12				AISI 303 AISI 316 L	27SB IW21 RVX 27SB IW21 EVX	<input type="checkbox"/> <input type="checkbox"/>	
	G 3/4	32	58,5		16					AISI 303 AISI 316 L	27SB IW26 RVX 27SB IW26 EVX	<input type="checkbox"/> <input type="checkbox"/>



Nominal Diameter

4.3 = 15 mm²

RECTUS Series

71KB



Low Pressure

actual size



Technical Description

Smallest dimensions for a couplings series according to ISO 7241-1 series B. Particularly suitable for use with liquid media. This is a two-hand operation coupling system, i.e. the sleeve must be pushed back manually when coupling.

Advantages

High flow rate – marginal pressure drop. Plug Profile according to ISO-Norm.

Working Pressure

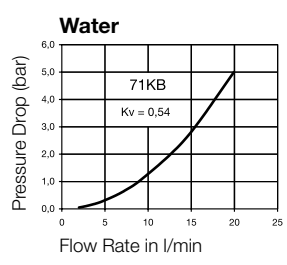
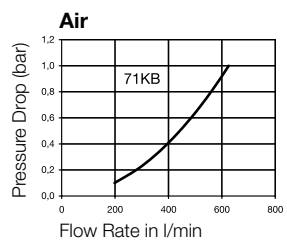
PB = 250 bar maximum static working pressure until 50°C with safety factor of 4 to 1.

Working Temperature*

-15°C up to +200°C (FKM)
0°C up to +316°C (FFKM)
depending on the medium.

*At a temperature below -15°C and above +200°C special seals are available on request.

Chart



Material

Coupling

- Back Body
- Sleeve
- Valve
- Spring and Locking Ring
- Locking Balls
- Seals
- Spring Plate

AISI 303

- AISI 303
- AISI 303
- AISI 303
- AISI 301
- AISI 316
- FKM
- AISI 301

AISI 316 L

- AISI 316 L
- AISI 316 L
- AISI 316 L
- AISI 316 Ti
- AISI 316
- FKM
- AISI 316 L

Plug

- Plug Profile
- Valve
- Spring
- Spring Plate
- Seal

- AISI 303
- AISI 303
- AISI 301
- AISI 301
- FKM

- AISI 316 L
- AISI 316 L
- AISI 316 Ti
- AISI 316 L
- FKM

You will find the following alternative versions in our current catalogue on page:

- ▶ Thermoplastics P. 246
- ▶ Medium-/High-Pressure TIB P. 412

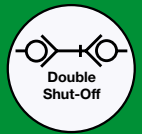

Couplings RECTUS Series 71KB

Diagram	Connection A	Hex	L	D	L1	L2	Hex1	B	G	Version	Part Number	DS
		SW	mm	mm	mm	mm	SW1	mm	mm			
<p>Female Thread</p>	G 1/8	14	48,5	25	7					AISI 303	71KB IW10 RVX	■ □
											AISI 316 L	71KB IW10 EVX

Valved Plugs RECTUS Series 71KB

Diagram	Connection A	Hex	L	D	L1	L2	Hex1	B	G	Version	Part Number	DS
		SW	mm	mm	mm	mm	SW1	mm	mm			
<p>Female Thread</p>	G 1/8	14	29,5		7					AISI 303	71SB IW10 RVX	■ □
											AISI 316 L	71SB IW10 EVX

DS = Delivery Status ■ in stock □ on short call □ medium term delivery



Technical Description

Couplings series according to ISO 7241-1 series B. Particularly suitable for use with liquid media. This is a two-hand operation coupling system, i.e. the sleeve must be pushed back manually when coupling.

Advantages

High flow rate – marginal pressure drop. Plug Profile according to ISO-Norm.

Working Pressure

PB = 250 bar, maximum static working pressure until 50°C with safety factor of 4 to 1.

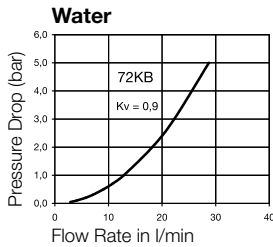
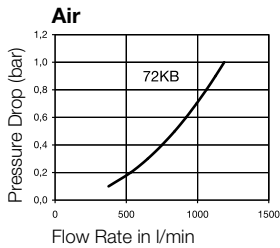
Working Temperature*

-15°C up to +200°C (FKM)
0°C up to +316 °C (FFKM)
depending on the medium.

*At a temperature below -15°C and above +200°C special seals are available on request.



Chart



Material

Coupling

Back Body
Sleeve
Valve
Spring and Locking Ring
Locking Balls
Seals
Spring Plate

AISI 303

AISI 303
AISI 303
AISI 303
AISI 301
AISI 316
FKM
AISI 301

AISI 316 L

AISI 316 L
AISI 316 L
AISI 316 L
AISI 316 Ti
AISI 316
FKM
AISI 316 L

Plug

Plug Profile
Valve
Spring
Spring Plate
Seal

AISI 303
AISI 303
AISI 301
AISI 301
FKM

AISI 316 L
AISI 316 L
AISI 316 Ti
AISI 316 L
FKM

You will find the following alternative versions in our current catalogue on page:

- ▶ Thermoplastics P. 247
- ▶ Medium-/High-Pressure TIB P. 413

Couplings

RECTUS Series 72KB

	Connection A	Hex SW	L mm	D mm	L1 mm	L2 mm	Hex1 SW1	B mm	G mm	Version	Part Number	DS
<p>Female Thread</p>	G 1/4	19	57,5	29	10					AISI 303	72KB IW13 RVX	■
										AISI 316 L	72KB IW13 EVX	■

Valved Plugs

RECTUS Series 72KB

	Connection A	Hex SW	L mm	D mm	L1 mm	L2 mm	Hex1 SW1	B mm	G mm	Version	Part Number	DS
<p>Female Thread</p>	G 1/4	19	35		10					AISI 303	72SB IW13 RVX	■
										AISI 316 L	72SB IW13 EVX	■



Nominal Diameter

7.5 = 44 mm²

RECTUS Series

73KB



90% of actual size

Technical Description

Couplings series according to ISO 7241-1 series B. Particularly suitable for use with liquid media. This is a two-hand operation coupling system, i.e. the sleeve must be pushed back manually when coupling.

Advantages

High flow rate – marginal pressure drop. Plug Profile according to ISO-Norm.

Working Pressure

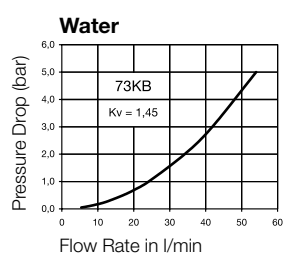
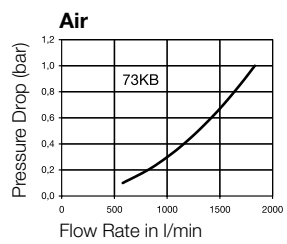
PB = 250 bar, maximum static working pressure until 50°C with safety factor of 4 to 1.

Working Temperature*

-15°C up to +200°C (FKM)
0°C up to +316 °C (FFKM)
depending on the medium.

*At a temperature below -15°C and above +200°C special seals are available on request.

Chart



You will find the following alternative versions in our current catalogue on page:

- ▶ Thermoplastics P. 248
- ▶ Medium-/High-Pressure TIB P. 416

Material

Coupling

- Back Body
- Sleeve
- Valve
- Spring and Locking Ring
- Locking Balls
- Seals
- Spring Plate

AISI 303

- AISI 303
- AISI 303
- AISI 303
- AISI 301
- AISI 316
- FKM
- AISI 301

AISI 316 L

- AISI 316 L
- AISI 316 L
- AISI 316 L
- AISI 316 Ti
- AISI 316
- FKM
- AISI 316 L

Plug

- Plug Profile
- Valve
- Spring
- Spring Plate
- Seal

- AISI 303
- AISI 303
- AISI 301
- AISI 301
- FKM

- AISI 316 L
- AISI 316 L
- AISI 316 Ti
- AISI 316 L
- FKM

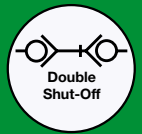

Couplings RECTUS Series 73KB

Diagram	Connection A	Hex SW	L mm	D mm	L1 mm	L2 mm	Hex1 SW1	B mm	G mm	Version	Part Number	DS
	<p>Female Thread</p>	G 3/8	22	64	35	11,5					AISI 303	73KB IW17 RVX
										AISI 316 L	73KB IW17 EVX	■ □

Valved Plugs RECTUS Series 73KB

Diagram	Connection A	Hex SW	L mm	D mm	L1 mm	L2 mm	Hex1 SW1	B mm	G mm	Version	Part Number	DS
	<p>Female Thread</p>	G 3/8	22	39		11,5					AISI 303	73SB IW17 RVX
										AISI 316 L	73SB IW17 EVX	■ □

DS = Delivery Status ■ in stock □ on short call □ medium term delivery



Technical Description

Couplings series according to ISO 7241-1 series B. Particularly suitable for use with liquid media. This is a two-hand operation coupling system, i.e. the sleeve must be pushed back manually when coupling.

Advantages

High flow rate – marginal pressure drop. Plug Profile according to ISO-Norm.

Working Pressure

PB = 250 bar, maximum static working pressure until 50°C with safety factor of 4 to 1.

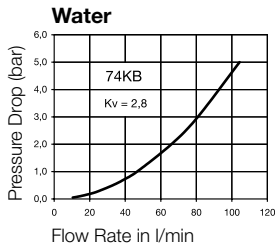
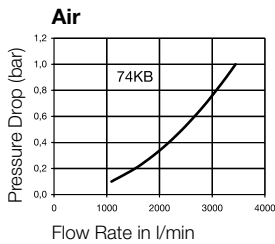
Working Temperature

-15°C up to +200°C (FKM)
0°C up to +316°C (FFKM)
depending on the medium.

*At a temperature below -15°C and above +200°C special seals are available on request.



Chart



Material

Coupling

Back Body
Sleeve
Valve
Spring and Locking Ring
Locking Balls
Seals
Spring Plate

AISI 303

AISI 303
AISI 303
AISI 303
AISI 301
AISI 316
FKM
AISI 316 L

AISI 316 L

AISI 316 L
AISI 316 L
AISI 316 L
AISI 316 Ti
AISI 316
FKM
AISI 316 L

Plug

Plug Profile
Valve
Spring
Spring Plate
Seal

AISI 303
AISI 303
AISI 301
AISI 316 L
FKM

AISI 316 L
AISI 316 L
AISI 316 Ti
AISI 316 L
FKM

You will find the following alternative versions in our current catalogue on page:

- ▶ Thermoplastics P. 249
- ▶ Medium-/High-Pressure TIB P. 419

Couplings

RECTUS Series 74KB

	Connection A	Hex	L	D	L1	L2	Hex1	B	G	Version	Part Number	DS
		SW	mm	mm	mm	mm	SW1	mm	mm			
<p>Female Thread</p>	G 1/2	27	76	44,5	16					AISI 303	74KB IW21 RVX	■
										AISI 316 L	74KB IW21 EVX	■

Valved Plugs

RECTUS Series 74KB

	Connection A	Hex	L	D	L1	L2	Hex1	B	G	Version	Part Number	DS
		SW	mm	mm	mm	mm	SW1	mm	mm			
<p>Female Thread</p>	G 1/2	27	48		16					AISI 303	74SB IW21 RVX	■
										AISI 316 L	74SB IW21 EVX	■



Nominal Diameter

13 = 133 mm²

RECTUS Series

75KB



60% of actual size

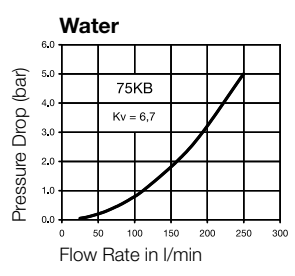
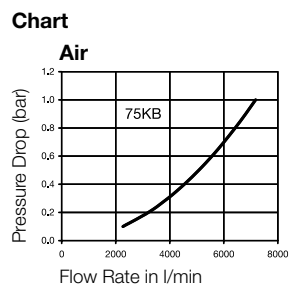
Technical Description
Couplings series according to ISO 7241-1 series B. Particularly suitable for use with liquid media. This is a two-hand operation coupling system, i.e. the sleeve must be pushed back manually when coupling.

Advantages
High flow rate – marginal pressure drop. Plug Profile according to ISO-Norm.

Working Pressure
PB =160 bar maximum static working pressure until 50°C with safety factor of 4 to 1.

Working Temperature*
-15°C up to +200°C (FKM)
0°C bis +316°C (FFKM)
depending on the medium.

*At a temperature below -15°C and above +200°C special seals are available on request.



- You will find the following alternative versions in our current catalogue on page:
- ▶ Thermoplastics P. 250
 - ▶ Medium-/High-Pressure TIB P. 422

Material	AISI 303	AISI 316 L
Coupling		
Back Body	AISI 303	AISI 316 L
Sleeve	AISI 303	AISI 316 L
Valve	AISI 303	AISI 316 L
Spring and Locking Ring	AISI 301	AISI 316 Ti
Locking Balls	AISI 316	AISI 316
Seals	FKM	FKM
Spring Plate	AISI 301	AISI 316 L

Plug	AISI 303	AISI 316 L
Plug Profile	AISI 303	AISI 316 L
Valve	AISI 303	AISI 316 L
Spring	AISI 301	AISI 316 Ti
Spring Plate	AISI 301	AISI 316 L
Seal	FKM	FKM

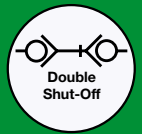

Couplings **RECTUS Series 75KB**

Diagram	Connection A	Hex SW	L mm	D mm	L1 mm	L2 mm	Hex1 SW1	B mm	G mm	Version	Part Number	DS
		G 3/4	34	96	55	24					AISI 303	75KB IW26 RVX
										AISI 316 L	75KB IW26 EVX	■□

Valved Plugs **RECTUS Series 75KB**

Diagram	Connection A	Hex SW	L mm	D mm	L1 mm	L2 mm	Hex1 SW1	B mm	G mm	Version	Part Number	DS
		G 3/4	36	60		24					AISI 303	75SB IW26 RVX
										AISI 316 L	75SB IW26 EVX	■□

DS = Delivery Status ■ in stock ■□ on short call □ medium term delivery



Technical Description

Couplings series according to ISO 7241-1 series B. Particularly suitable for use with liquid media. This is a two-hand operation coupling system, i.e. the sleeve must be pushed back manually when coupling.

Advantages

High flow rate – marginal pressure drop. Plug Profile according to ISO-Norm.

Working Pressure

PB = 100 bar, maximum static working pressure until 50°C with safety factor of 4 to 1.

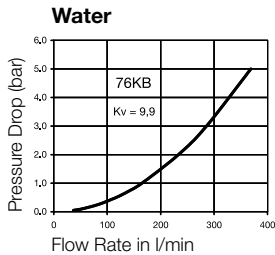
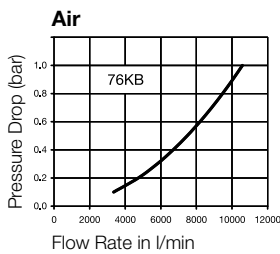
Working Temperature*

-15°C up to +200°C (FKM)
0°C bis +316°C (FFKM)
depending on the medium.

*At a temperature below -15°C and above +200°C special seals are available on request.



Chart



Material

Coupling

Back Body
Sleeve
Valve
Spring and Locking Ring
Locking Balls
Seals
Spring and Locking Ring

AISI 303

AISI 303
AISI 303
AISI 303
AISI 316 L
AISI 316
FKM
AISI 301

AISI 316 L

AISI 316 L
AISI 316 L
AISI 316 L
AISI 316 Ti
AISI 316
FKM
AISI 316 L

Plug

Plug Profile
Valve
Spring and Locking Ring
Spring Plate
Seal

AISI 303
AISI 303
AISI 316 L
AISI 301
FKM

AISI 316 L
AISI 316 L
AISI 316 Ti
AISI 316 L
FKM

You will find the following alternative versions in our current catalogue on page:

- ▶ Thermoplastics P. 251
- ▶ Medium-/High-Pressure TIB P. 425

Couplings

RECTUS Series 76KB

	Connection A	Hex SW	L mm	D mm	L1 mm	L2 mm	Hex1 SW1	B mm	G mm	Version	Part Number	DS
<p>Female Thread</p>	G 1	41	105,5	62	24					AISI 303	76KB IW33 RVX	<input type="checkbox"/>
										AISI 316 L	76KB IW33 EVX	<input type="checkbox"/>

Valved Plugs

RECTUS Series 76KB

	Connection A	Hex SW	L mm	D mm	L1 mm	L2 mm	Hex1 SW1	B mm	G mm	Version	Part Number	DS
<p>Female Thread</p>	G 1	14	43	18	7					AISI 303	76SB IW33 RVX	<input type="checkbox"/>
										AISI 316 L	76SB IW33 EVX	<input type="checkbox"/>

⚠ Please consider our security advices on the pages 12/13 ⚠



Nominal Diameter

4 = 12.5 mm²



RECTUS Series
204KL

actual size



red dot design award
winner 2007

You will find the following alternative versions in our current catalogue on page:

► Brass/Steel Dry-Break P. 150

Technical Description

Dry-break coupling systems, which stand out for their extremely low leakage rates and a minimum volume of dead space. No air locks whatsoever during connecting and negligible film of channelled medium on the valve bodies when disconnecting. Coupling systems for applications in sensitive environments, such as in analysis technology, cooling circuits, transport systems and many applications with aggressive medium.

Advantages

Single-handed operation. Easy handling. Ergonomic sleeve shape. Optimised size. Low connecting forces. Valve body protected by collar design.

Extremely low dead volume remaining.

Interchangeability

RECTUS Design

Working Pressure

PB = 15 bar, maximum static working pressure with safety factor of 4 to 1.

Working Temperature*

-15°C to +200°C (FKM)
Other sealing materials available on request.

Material

AISI 316 L

Coupling

- Back Body
- Valve Body
- Sleeve
- Valve
- Spring and Locking Ring
- Locking Balls
- Seals

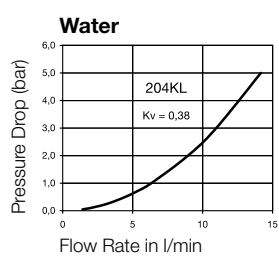
- AISI 316 L
- AISI 316 L
- AISI 316 L
- AISI 316 L
- AISI 316 Ti
- AISI 316
- FKM

Plug

- Plug Profile
- Back Body
- Valve
- Spring
- Seal

- AISI 316 L
- AISI 316 L
- AISI 316 L
- AISI 316 Ti
- FKM

Chart



Couplings

RECTUS Series 204KL

	Connection A	Hex SW	L mm	D mm	L1 mm	L2 mm	Hex1 SW1	B mm	G mm	Version	Part Number	DS
<p>Male Thread</p>	G 1/8	14	45	19	7					AISI 316 L	204KL AW10 EVX	■ □
	G 1/4	17	47	19	9					AISI 316 L	204KL AW13 EVX	■ □
<p>Female Thread</p>	G 1/8	14	45	19	9					AISI 316 L	204KL IW10 EVX	■ □
	G 1/4	17	47	19	9					AISI 316 L	204KL IW13 EVX	■ □

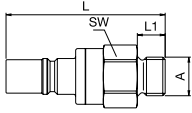
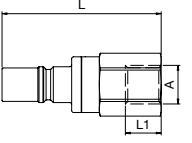
DS = Delivery Status: ■ in stock

□ on short call

□ medium term delivery

Valved Plugs

RECTUS Series 204KL

	Connection A	Hex SW	L mm	D mm	L1 mm	L2 mm	Hex1 SW1	B mm	G mm	Version	Part Number	DS
 <p>Male Thread</p>	G 1/8	14	40		7					AISI 316 L	204SL AW10 EVX	<input type="checkbox"/>
	G 1/4	17	42		9					AISI 316 L	204SL AW13 EVX	<input type="checkbox"/>
 <p>Female Thread</p>	G 1/8	14	40		9					AISI 316 L	204SL IW10 EVX	<input type="checkbox"/>
	G 1/4	17	42		9					AISI 316 L	204SL IW13 EVX	<input type="checkbox"/>

Stainless Steel
Low Pressure



Nominal Diameter

5 = 20 mm²

RECTUS Series

21KL



actual size



Technical Description

Mini industrial coupling, internationally the most common profile for this nominal diameter, in double shut-off design. Above average flow performance for liquid and gaseous media. Large band width in materials and valve variants. To be used in small applications like laboratories and chemical processes with aggressive mediums.

Dust Caps (P. 323)
for coupling Part.-No. SK16S

Advantages

Single handed operation. Small dimensions. Minimum (hardly noticeable) leakage occurs when disconnecting. Air is not trapped in during the connecting process.

Working Pressure

PB = 8 bar, maximum static working pressure with safety factor of 4 to 1.

Working Temperature*

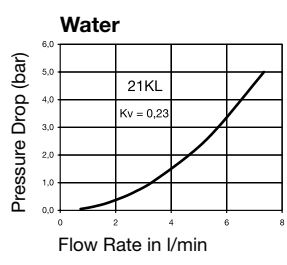
-15°C up to +200°C (FKM)
0°C up to +316°C (FFKM) depending on the medium.

*At a temperature below -15°C and above +200°C special seals are available on request.

You will find the following alternative versions in our current catalogue on page:

- ▶ Stainless Steel Single Shut-off P. 173
- ▶ Stainless Steel Double Shut-off P. 193
- ▶ Thermoplastics P. 232
- ▶ Brass/Steel Dry-Break P. 152
- ▶ Safety P. 266
- ▶ Coded Systems P. 292

Chart



Material

Coupling

- Back Body
- Valve Body
- Sleeve
- Valve
- Spring and Locking Ring
- Locking Balls
- Seals
- Inner Sleeve
- Seal bonnet

AISI 303

- AISI 303
- AISI 303
- AISI 303
- AISI 303
- AISI 301
- AISI 316
- FKM
- AISI 303
- AISI 303

AISI 316 L

- AISI 316 L
- AISI 316 L
- AISI 316 L
- AISI 316 L
- AISI 316 Ti
- AISI 316
- FKM
- AISI 316 L
- AISI 316 L

Plug

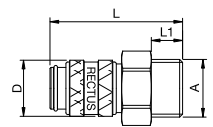
- Plug Profile
- Back Body
- Valve
- Spring
- Seal

- AISI 303
- AISI 303
- AISI 303
- AISI 301
- FKM

- AISI 316 L
- AISI 316 L
- AISI 316 L
- AISI 316 Ti
- FKM

Couplings

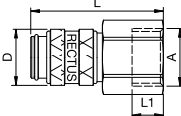
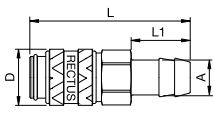
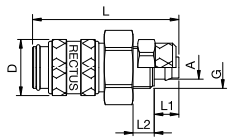
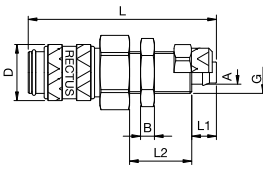
RECTUS Series 21KL



Male Thread

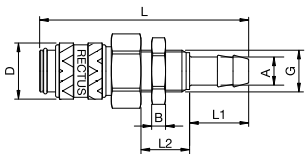
Connection A	Hex SW	L mm	D mm	L1 mm	L2 mm	Hex1 SW1	B mm	G mm	Version	Part Number	DS
G 1/8	14	36	16	7					AISI 303	21KL AW10 RVX	■ □
									AISI 316 L	21KL AW10 EVX	■ □
G 1/4	17	38	16	9					AISI 303	21KL AW13 RVX	■ □
									AISI 316 L	21KL AW13 EVX	■ □
G 3/8	19	38	16	9					AISI 303	21KL AW17 RVX	■ □
									AISI 316 L	21KL AW17 EVX	■ □

DS = Delivery Status: ■ in stock □ on short call □ medium term delivery

	Connection A	Hex SW	L mm	D mm	L1 mm	L2 mm	Hex1 SW1	B mm	G mm	Version	Part Number	DS	
 <p>Female Thread</p>	G 1/8	14	36	16	9					AISI 303	21KL IW10 RVX	<input type="checkbox"/>	
										AISI 316 L	21KL IW10 EVX	<input type="checkbox"/>	
 <p>Hose Barb</p>	5 mm	14	46	16	17					AISI 303	21KL TF05 RVX	<input type="checkbox"/>	
	6 mm	14	46	16	17					AISI 316 L	21KL TF08 EVX	<input type="checkbox"/>	
	8 mm	14	46	16	17					AISI 303	21KL TF09 RVX	<input type="checkbox"/>	
										AISI 316 L	21KL TF09 EVX	<input type="checkbox"/>	
	9 mm	14	46	16	17					AISI 303	21KL TF10 RVX	<input type="checkbox"/>	
										AISI 316 L	21KL TF10 EVX	<input type="checkbox"/>	
 <p>Plastic Hose Connection</p>	4 x 6 mm	14	42	16	7	6			M 10 x 1	AISI 303	21KL KO06 RVX	<input type="checkbox"/>	
											AISI 316 L	21KL KO06 EVX	<input type="checkbox"/>
	6 x 8 mm	14	42	16	7	6			M 12 x 1	AISI 303	21KL KO08 RVX	<input type="checkbox"/>	
											AISI 316 L	21KL KO08 EVX	<input type="checkbox"/>
 <p>Panel Mount, Plastic Hose Connection</p>	4 x 6 mm	14	54	16	7	18	14	4	M 10 x 1	AISI 303	21KL KS06 RVX	<input type="checkbox"/>	
											AISI 316 L	21KL KS06 EVX	<input type="checkbox"/>
	6 x 8 mm	17	54	16	7	18	17	4	M 12 x 1	AISI 303	21KL KS08 RVX	<input type="checkbox"/>	

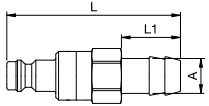
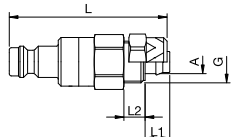
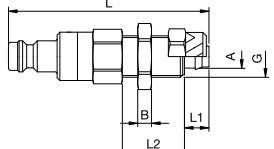
Couplings

RECTUS Series 21KL

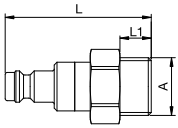
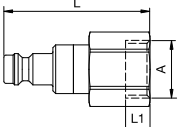
	Connection A	Hex SW	L mm	D mm	L1 mm	L2 mm	Hex1 SW1	B mm	G mm	Version	Part Number	DS	
 <p>Panel Mount, Hose Barb</p>	8 mm	17	60	16	17	14	17	4	M 12 x 1	AISI 303	21KL TS08 RVX	■□	

Valved Plugs

RECTUS Series 21KL

	Connection A	Hex SW	L mm	D mm	L1 mm	L2 mm	Hex1 SW1	B mm	G mm	Version	Part Number	DS		
 <p>Hose Barb</p>	5 mm	14	50		17					AISI 303	21SL TF06 RVX	■□		
											AISI 316 L	21SL TF06 EVX	■□	
	6 mm	14	50		17					AISI 303	21SL TF08 RVX	■□		
											AISI 316 L	21SL TF08 EVX	■□	
	9 mm	14	50		17					AISI 303	21SL TF10 RVX	■□		
											AISI 316 L	21SL TF10 EVX	■□	
	10 mm	14	50		17					AISI 303	21SL TF10 RVX	■□		
											AISI 316 L	21SL TF06 EVX	■□	
	6 mm Parker	14	54		20						AISI 303	21SL TP06 RVX	■□	
	 <p>Plastic Hose Connection</p>	4 x 6 mm	14	46		7	6			M 10 x 1	AISI 303	21SL KO06 RVX	■□	
												AISI 316 L	21SL KO06 EVX	■□
		6 x 8 mm	14	46		7	6			M 12 x 1	AISI 303	21SL KO08 RVX	■□	
											AISI 316 L	21SL KO08 EVX	■□	
 <p>Panel Mount, Plastic Hose Connection</p>	6 x 8 mm	17	58		7	18	17	4	M 12 x 1	AISI 303	21SL KS08 RVX	■□		

DS = Delivery Status: ■ in stock ■□ on short call □ medium term delivery

	Connection A	Hex SW	L mm	D mm	L1 mm	L2 mm	Hex1 SW1	B mm	G mm	Version	Part Number	DS
 <p>Male Thread</p>	G 1/8	14	40			7				AISI 303	21SL AW10 RVX	<input checked="" type="checkbox"/>
										AISI 316 L	21SL AW10 EVX	<input checked="" type="checkbox"/>
	G 1/4	17	42			9				AISI 303	21SL AW13 RVX	<input checked="" type="checkbox"/>
										AISI 316 L	21SL AW13 EVX	<input checked="" type="checkbox"/>
	G 3/8	19	42			9				AISI 303	21SL AW17 RVX	<input checked="" type="checkbox"/>
										AISI 316 L	21SL AW17 EVX	<input checked="" type="checkbox"/>
 <p>Female Thread</p>	G 1/8	14	40			9				AISI 303	21SL IW10 RVX	<input checked="" type="checkbox"/>
										AISI 316 L	21SL IW10 EVX	<input checked="" type="checkbox"/>



Nominal Diameter

6 = 28 mm²

RECTUS Series

206KL



85 % of actual size



reddot design award winner 2007

You will find the following alternative versions in our current catalogue on page:

- Brass/Steel Dry-Break P. 157

Technical Description

Dry-break coupling systems, which stand out for their extremely low leakage rates and a minimum volume of dead space. No air locks whatsoever during connecting and negligible film of channelled medium on the valve bodies when disconnecting. Coupling systems for applications in sensitive environments, such as in analysis technology, cooling circuits, transport systems and many applications with aggressive medium.

Advantages

Single-handed operation. Easy handling. Ergonomic sleeve shape. Low connecting forces. Valve body protected by collar design.

Extremely low dead volume remaining.

Interchangeability

RECTUS Design

Working Pressure

PB = 15 bar, maximum static working pressure with safety factor of 4 to 1.

Working Temperature*

-15°C to +200°C (FKM)
Other sealing materials available on request.

Material

Coupling

- Back Body
- Valve Body
- Sleeve
- Valve
- Spring and Locking Ring
- Locking Balls
- Seals

AISI 316 L

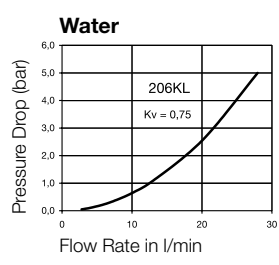
- AISI 316 L
- AISI 316 L
- AISI 316 L
- AISI 316 L
- AISI 316 Ti
- AISI 316
- FKM

Plug

- Plug Profile
- Back Body
- Valve
- Spring
- Seal

- AISI 316 L
- AISI 316 L
- AISI 316 L
- AISI 316 Ti
- FKM

Chart



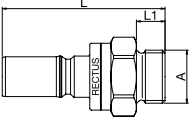
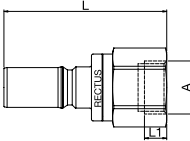
Couplings RECTUS Series 206KL

	Connection A	Hex SW	L mm	D mm	L1 mm	L2 mm	Hex1 SW1	B mm	G mm	Version	Part Number	DS
<p>Male Thread</p>	G 3/8	22	68,5	25,5	9					AISI 316 L	206KL AW17 EVX	■ □
	G 1/2	24	71,5	25,5	12					AISI 316 L	206KL AW21 EVX	■ □
<p>Female Thread</p>	G 3/8	22	68,5	25,5	9					AISI 316 L	206KL IW17 EVX	■ □
	G 1/2	24	71,5	25,5	12					AISI 316 L	206KL IW21 EVX	■ □

DS = Delivery Status: ■ in stock □ on short call □ medium term delivery

Valved Plugs

RECTUS Series 206KL

	Connection A	Hex SW	L mm	D mm	L1 mm	L2 mm	Hex1 SW1	B mm	G mm	Version	Part Number	DS
 <p>Male Thread</p>	G 3/8	22	51		9					AISI 316 L	206SL AW17 EVX	<input checked="" type="checkbox"/>
	G 1/2	24	54		12					AISI 316 L	206SL AW21 EVX	<input checked="" type="checkbox"/>
 <p>Female Thread</p>	G 3/8	22	51		9					AISI 316 L	206SL IW17 EVX	<input checked="" type="checkbox"/>
	G 1/2	24	54		12					AISI 316 L	206SL IW21 EVX	<input checked="" type="checkbox"/>

Stainless Steel

Low Pressure



Nominal Diameter

7.4 = 42 mm²

RECTUS Series

25KL



actual size

Technical Description
 3/8" - 1/2" brass coupling system. High flow performance. Notable for robust design in critical and aggressive surrounding like laboratories, electronic cooling-system and semi conductor industry.

Advantages
 Single handed operation. Robust design. High flow valve. No damage to the valve body from collar design. Minimum (hardly noticeable) leakage occurs when disconnecting. Air is not trapped in during the connecting process.

Working Pressure
 PB = 8 bar, maximum static working pressure with safety factor of 4 to 1.

Working Temperature*
 -15°C up to +200°C (FKM)
 0°C up to +316°C (FFKM) depending on the medium.

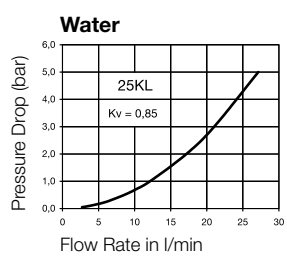
*At a temperature below -15°C and above +200°C special seals are available on request.

Dust Caps (P. 323)
 for coupling Part.-No. SK23S
 for plug Part.-No. SK12S

You will find the following alternative versions in our current catalogue on page:

- ▶ Stainless Steel Single Shut-off P. 180
- ▶ Stainless Steel Double Shut-off P. 197
- ▶ Brass/Steel Dry-Break P. 159
- ▶ Safety P. 268
- ▶ Safety Self-Venting P. 280
- ▶ Coded Systems P. 295

Chart



Material	AISI 303	AISI 316 L
Coupling		
Back Body	AISI 303	AISI 316 L
Valve Body	AISI 303	AISI 316 L
Sleeve	AISI 303	AISI 316 L
Valve	AISI 303	AISI 316 L
Spring and Locking Ring	AISI 301	AISI 316 Ti
Locking Balls	AISI 416	AISI 416
Seals	FKM	FKM
Seal Bonnet	AISI 303	AISI 316 L
Inner Sleeve	AISI 303	AISI 316 L
Plug		
Plug Profile	AISI 303	AISI 316 L
Back Body	AISI 303	AISI 316 L
Valve	AISI 303	AISI 316 L
Spring	AISI 301	AISI 316 Ti
Seal	FKM	FKM

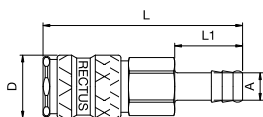
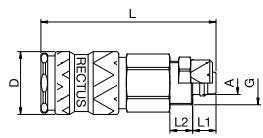
Couplings **RECTUS Series 25KL**

	Connection A	Hex SW	L mm	D mm	L1 mm	L2 mm	Hex1 SW1	B mm	G mm	Version	Part Number	DS
<p>Male Thread</p>	G 1/4	19	59,5	23	10,5					AISI 303	25KL AW13 RVX	■
										AISI 316 L	25KL AW13 EVX	■
	G 3/8	19	57,5	23	9					AISI 303	25KL AW17 RVX	■
										AISI 316 L	25KL AW17 EVX	■
<p>Female Thread</p>	G 1/2	24	60,5	23	12					AISI 303	25KL AW21 RVX	■
										AISI 316 L	25KL AW21 EVX	■
	G 1/4	19	55,5	23	10					AISI 303	25KL IW13 RVX	■
										AISI 316 L	25KL IW13 EVX	■
	G 3/8	19	54,5	23	9					AISI 303	25KL IW17 RVX	■
										AISI 316 L	25KL IW17 EVX	■
	G 1/2	24	57,5	23	12					AISI 303	25KL IW21 RVX	■
										AISI 316 L	25KL IW21 EVX	■

DS = Delivery Status: ■ in stock ■ on short call ■ medium term delivery

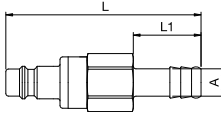
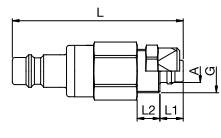
Couplings

RECTUS Series 25KL

	Connection A	Hex SW	L mm	D mm	L1 mm	L2 mm	Hex1 SW1	B mm	G mm	Version	Part Number	DS
 <p>Hose Barb</p>	9 mm	19	73,5	23	25					AISI 303	25KL TF09 RVX	<input type="checkbox"/>
										AISI 316 L	25KL TF09 EVX	<input type="checkbox"/>
	13 mm	19	73,5	23	25					AISI 303	25KL TF13 RVX	<input type="checkbox"/>
										AISI 316 L	25KL TF13 EVX	<input type="checkbox"/>
 <p>Plastic Hose Connection</p>	8 x 10 mm	19	64,5	23	9	8		M 16 x 1	AISI 303	25KL KO10 RVX	<input type="checkbox"/>	

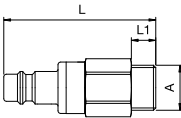
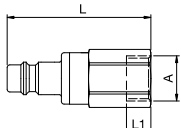
Valved Plugs

RECTUS Series 25KL

	Connection A	Hex SW	L mm	D mm	L1 mm	L2 mm	Hex1 SW1	B mm	G mm	Version	Part Number	DS
 <p>Hose Barb</p>	6 mm	19	75		25					AISI 303	25SL TF06 RVX	<input type="checkbox"/>
	9 mm	19	72		25					AISI 303	25SL TF09 RVX	<input type="checkbox"/>
										AISI 316 L	25SL TF09 EVX	<input type="checkbox"/>
	13 mm	19	72		25					AISI 303	25SL TF13 RVX	<input type="checkbox"/>
										AISI 316 L	25SL TF13 EVX	<input type="checkbox"/>
 <p>Plastic Hose Connection</p>	8 x 10 mm	19	63		8,5	8,5		M 16 x 1	AISI 303	25SL KO10 RVX	<input type="checkbox"/>	

Valved Plugs

RECTUS Series 25KL

	Connection A	Hex SW	L mm	D mm	L1 mm	L2 mm	Hex1 SW1	B mm	G mm	Version	Part Number	DS
 <p>Male Thread</p>	G 1/4	19	58		10,5					AISI 303	25SL AW13 RVX	<input type="checkbox"/>
										AISI 316 L	25SL AW13 EVX	<input type="checkbox"/>
	G 3/8	19	56		9					AISI 303	25SL AW17 RVX	<input type="checkbox"/>
										AISI 316 L	25SL AW17 EVX	<input type="checkbox"/>
	G 1/2	24	59		12					AISI 303	25SL AW21 RVX	<input type="checkbox"/>
										AISI 316 L	25SL AW21 EVX	<input type="checkbox"/>
 <p>Female Thread</p>	G 1/4	19	54		10					AISI 303	25SL IW13 RVX	<input type="checkbox"/>
										AISI 316 L	25SL IW13 EVX	<input type="checkbox"/>
	G 3/8	19	53		9					AISI 303	25SL IW17 RVX	<input type="checkbox"/>
										AISI 316 L	25SL IW17 EVX	<input type="checkbox"/>
	G 1/2	24	56		12					AISI 303	25SL IW21 RVX	<input type="checkbox"/>
										AISI 316 L	25SL IW21 EVX	<input type="checkbox"/>

⚠ Please consider our security advices on the pages 12/13 ⚠



Nominal Diameter

8 = 50 mm²

RECTUS Series

99KL



60% of actual size



Technical Description

Dry-Break, unmistakable system. During the connection process, the plug and the coupling seals before both valves open. The valves close simultaneously when disconnected, allowing the coupling and plug to be separated afterwards. This ensures minimum leakage. Coded via two lateral grooves on the plug and a similar guide in the coupling, which are arranged in different

angular degrees. Particularly suitable for liquid and aggressive media especially for High Purity Applications.

Working Pressure

PB = 6 bar, maximum static working pressure with safety factor of 4 to 1.

Working Temperature*

-0°C up to +316°C (FFKM) depending on the medium.

Information about the Plug Protection Cap (Part-No. SK 99EXXS) on request.

Advantages

Single handed operation. 8-way coding. All individual parts are electro-burnished.

Material

- Coupling**
- Back Body
- Valve Body
- Sleeve
- Valve
- Spring and Locking Ring
- Locking Balls
- Seals
- Valve Stem Guide
- Threaded Nut

Standard

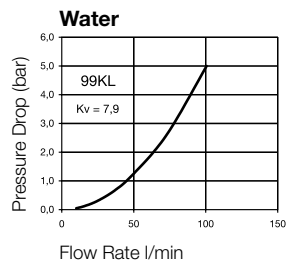
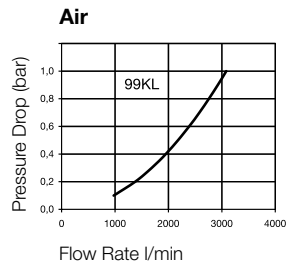
- AISI 316 L
- AISI 316 L
- AISI 316 L
- AISI 316 L
- AISI 301
- AISI 316 L
- FFKM
- PTFE
- AISI 316 L

Plug

- Plug Profile
- Valve Stem Guide
- Valve
- Spring
- Seals
- Threaded Nut

- AISI 316 L
- PTFE
- AISI 316 L
- AISI 301
- FFKM
- AISI 316 L

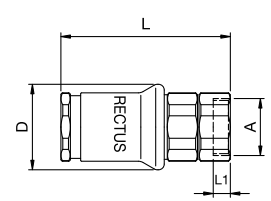
Chart



You will find the following alternative versions in our current catalogue on page:

- ▶ Coded Systems P. 300

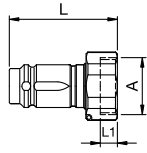
Couplings RECTUS Series 99KL



Female Thread

Connection A	Hex SW	L mm	D mm	L1 mm	L2 mm	Hex1 SW1	B mm	G mm	Version	Part Number	DS
M 30 x 2/30°	34	97	45	10					Standard	99KL IM30 EKX30	■
M 30 x 2/45°	34	97	45	10					Standard	99KL IM30 EKX45	■
M 30 x 2/60°	34	97	45	10					Standard	99KL IM30 EKX60	■
M 30 x 2/75°	34	97	45	10					Standard	99KL IM30 EKX75	■
M 30 x 2/90°	34	97	45	10					Standard	99KL IM30 EKX90	■
M 30 x 2/105°	34	97	45	10					Standard	99KL IM30 EKX105	■
M 30 x 2/120°	34	97	45	10					Standard	99KL IM30 EKX120	■
M 30 x 2/150°	34	97	45	10					Standard	99KL IM30 EKX150	■

DS = Delivery Status: ■ in stock ■ on short call ■ medium term delivery



Female Thread

Connection A	Hex SW	L mm	D mm	L1 mm	L2 mm	Hex1 SW1	B mm	G mm	Version	Part Number	DS
M 30 x 2/30°	34	57		9					Standard	99SL IM30 EKX30	■ □
M 30 x 2/45°	34	57		9					Standard	99SL IM30 EKX45	■ □
M 30 x 2/60°	34	57		9					Standard	99SL IM30 EKX60	■ □
M 30 x 2/75°	34	57		9					Standard	99SL IM30 EKX75	■ □
M 30 x 2/90°	34	57		9					Standard	99SL IM30 EKX90	■ □
M 30 x 2/105°	34	57		9					Standard	99SL IM30 EKX105	■ □
M 30 x 2/120°	34	57		9					Standard	99SL IM30 EKX120	■ □
M 30 x 2/150°	34	57		9					Standard	99SL IM30 EKX150	■ □



Nominal Diameter

9 = 63.5 mm²



RECTUS Series
209KL



70 % of actual size



reddot design award
winner 2007

You will find the following alternative versions in our current catalogue on page:

- Brass/Steel Dry-Break P. 166

Technical Description

Dry-break coupling systems, which stand out for their extremely low leakage rates and a minimum volume of dead space. No air locks whatsoever during connecting and negligible film of channelled medium on the valve bodies when disconnecting. Coupling systems for applications in sensitive environments, such as in analysis technology, cooling circuits, transport systems and many applications with aggressive medium.

Advantages

Single-handed operation. Easy handling. Ergonomic sleeve shape. Low connecting forces. Valve body protected by collar design.

Extremely low dead volume remaining.

Compatibility

RECTUS Design

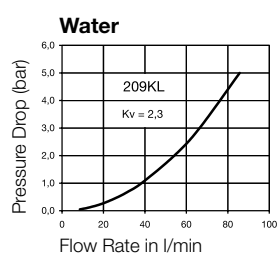
Working Pressure

PB = 15 bar, maximum static working pressure with safety factor of 4 to 1.

Working Temperature*

-15°C to +200°C (FKM)
Other sealing materials available on request.

Chart



Material

AISI 316 L

Coupling

- Back Body
- Valve Body
- Sleeve
- Valve
- Spring and Locking Ring
- Locking Balls
- Seals

- AISI 316 L
- AISI 316 L
- AISI 316 L
- AISI 316 L
- AISI 316 Ti
- AISI 316
- FKM

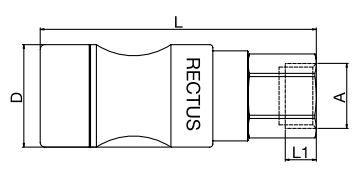
Plug

- Plug Profile
- Back Body
- Valve
- Spring
- Seal

- AISI 316 L
- AISI 316 L
- AISI 316 L
- AISI 316 Ti
- FKM

Couplings

RECTUS Series 209KL



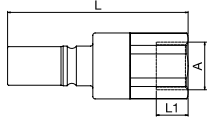
Male Thread

Connection A	Hex SW	L mm	D mm	L1 mm	L2 mm	Hex1 SW1	B mm	G mm	Version	Part Number	DS
G 1/2	27	92	33	16					AISI 316 L	209KL IW21 EVX	■ □
G 3/4	32	94	33	16					AISI 316 L	209KL IW26 EVX	■ □

DS = Delivery Status: ■ in stock

□ on short call

□ medium term delivery



Female Thread

Connection A	Hex SW	L mm	D mm	L1 mm	L2 mm	Hex1 SW1	B mm	G mm	Version	Part Number	DS
G 1/2	27	79,5		16					AISI 316 L	209SL IW21 EVX	<input type="checkbox"/>
											<input type="checkbox"/>
											<input type="checkbox"/>
											<input type="checkbox"/>
G 3/4	32	81,5		16					AISI 316 L	209SL IW26 EVX	<input type="checkbox"/>
											<input type="checkbox"/>
											<input type="checkbox"/>
											<input type="checkbox"/>



Nominal Diameter

25 = 490 mm²

RECTUS Series

225KL



45% of actual size



Technical Description

The 225KL coupling system was developed for the chemical and beverage industries for filling and draining containers. There is no leakage loss whatsoever during the connecting as well as the disconnecting process. The EPDM seals conform to the FDA regulations.

Advantages

High flow rates, easy to clean, simple to dismantle. Leakage in no way. Easy to maintain concerning autoclaving and sterilisation. Moving parts are encapsulated and external to the product flow. The screwed connection allows manual connection even at a pressure of 4 bar.

Working Pressure

PB = 16 bar, maximum static working pressure with safety factor of 4 to 1.

Working Temperature*

-40°C up to +120/150°C (EPDM) depending on the medium.

At a temperature below -40°C and above +150°C special seals are available on request.

Material

Coupling

- Cap Nut
- Valve Body
- Spring Plate
- Valve
- Locking Ring
- Spring
- Seals

Standard

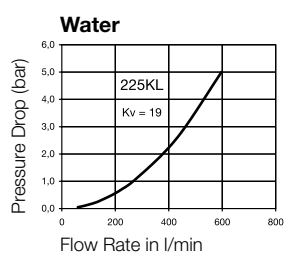
- AISI 316 L
- AISI 316 L
- AISI 316 L
- AISI 316 L
- AISI 301
- AISI 316 Ti
- EPDM

Plug

- Valve Plug
- Sleeve
- Locking Ring
- Valve
- Spring
- Seal
- Spring

- AISI 316 L
- AISI 316 L
- AISI 434
- AISI 316 L
- AISI 316 Ti
- EPDM
- AISI 316 L

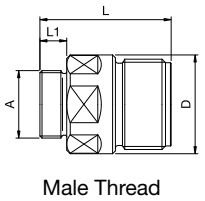
Chart



Couplings

RECTUS Series 225KL

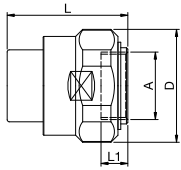
Connection A	Hex SW	L mm	D mm	L1 mm	L2 mm	Hex1 SW1	B mm	G mm	Version	Part Number	DS
G 1 1/2	65	92,5	70	19					Standard	225KL AW48 EEX	<input type="checkbox"/>
											<input type="checkbox"/>
											<input type="checkbox"/>
											<input type="checkbox"/>
											<input type="checkbox"/>
											<input type="checkbox"/>
											<input type="checkbox"/>
											<input type="checkbox"/>
											<input type="checkbox"/>



DS = Delivery Status: in stock on short call medium term delivery

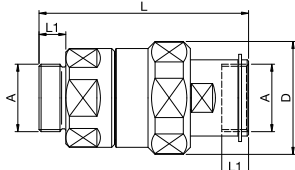
Valved Plugs

RECTUS Series 225KL

	Connection A	Hex SW	L mm	D mm	L1 mm	L2 mm	Hex1 SW1	B mm	G mm	Version	Part Number	DS
 <p>Female Thread</p>	G 1 1/2	75	85,5	80	19		50			Standard	225SL IW48 EEX	■ □

Couplings + Plugs

RECTUS Series 225KL


	Connection A	Hex SW	L mm	D mm	L1 mm	L2 mm	Hex1 SW1	B mm	G mm	Version	Part Number	DS
 <p>Female Thread</p>	G 1 1/2	75	148,5	80	19		65			Standard	225 AW48 IW48 EEX	■ □

RectuChem / RectuPom

Resistance to Chemicals

RectuChem

This quick connect coupling system made of polyvinyl fluoride (PVDF) has been designed for increased resistance to chemicals. The stable spring made of high quality stainless steel guarantees a secure connection and permanent functionality.



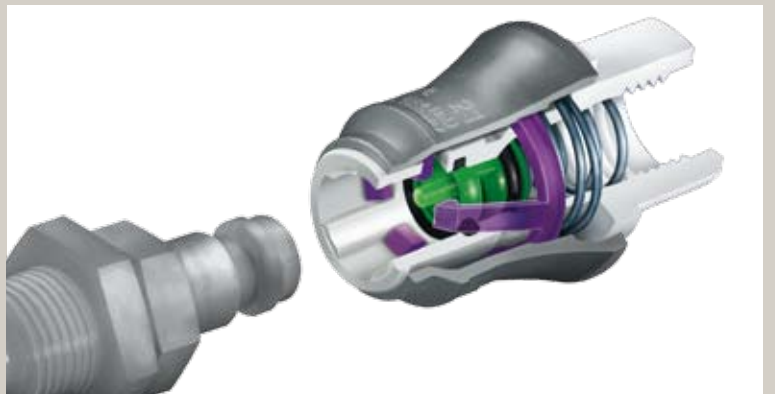
RectuChem+

This quick connect coupling system completely made of solid plastic is extremely resistant to all organic and mineral media. The resistance of the sealing materials, the PVDF base material and the spring fittings made of PEEK offer virtually unlimited application possibilities. The system is excellently suited for media that must not be contaminated by metal radicals.



RectuPom

The well proven, quick connect coupling system made of thermoplastic polymer is distinguished by unequalled high mechanical strength and outstanding resistance to liquids and high temperatures. The plug is automatically locked in position when pushed in. To disconnect, simply pull back the sleeve.



This chart is intended as a guide only and is not to be considered as a recommendation to use Rectus couplings in a specific application or with specific fluid. For more information please ask the our experts.

Resistance to Chemicals / RectuChem (PVDF)

● = recommended

▲ = restricted usage

■ = not recommended

Chemicals	Temperature					
	20°C	50°C	70°C	100°C	110°C	120°C
Acetaldehyde	■					
Acetanhydride	■	■	■			
Acetic acid (50%)	●	●	●	●	●	
Acetic acid (80%)	●	●	●	●		
Acetic acid (100%)	●	●	▲	■	■	
Acetone	■	■				
Acetone (50% water)	▲	▲	■			
Acetone nitrile	●	●	▲			
Acetophenone	●	▲	■	■		
Acetyl acetone	■			■		
Acetyl chloride	■	■				
Acryl nitrile	●	▲				
Adipic acid, diluted	●	●	●			
Allyl chloride	●	●	●	●		
Aluminium chloride	●	●	●	●	●	●
Aluminium chloride (50%)	●	●	●			
Aluminium fluoride	●	●	●	●	●	●
Aluminium fluoride (50%)	●	●	●			
Aluminium hydroxide	●	●	●	●	●	●
Aluminium nitrate	●	●	●	●	●	●
Aluminium nitrate (50%)	●	●	●			
Aluminium potassium sulphate	●	●	●	●	●	●
Aluminium sulphate	●	●	●			
Ammonia (30%)	●	●	●	●		
Ammonia, anhydrous	●	●	●	●	●	●
Ammonium aluminium sulphate	●	●	●	●	●	●
Ammonium carbonate	●	●	●	●	●	●
Ammonium chloride	●	●	●	●	●	●
Ammonium fluoride	●	●	●	●	●	●
Ammonium hydroxide	●	●	●	●	●	●
Ammonium nitrate	●	●	●	●	●	●
Ammonium phosphate	●	●	●	●	●	●
Ammonium sulphate	●	●	●	●	●	●
Ammonium sulphide	●	●	●	●	●	●
Amyl acetate	●	●	▲	■	■	
Amyl alcohol	●	●	●	●	●	●
Amyl chloride	●	●	●	●	●	●
Amyl chloride (50%)	●	●	●	●	●	●
Aniline	●	▲	▲	■		
Antimonous chloride	●					
Aqua regia	●	●	●			
Arsenic acid	●	●	●	●	●	●
Barium carbonate	●	●	●	●	●	●
Barium chloride	●	●	●	●	●	●
Barium hydroxide	●	●	●	●	●	●
Barium sulphide	●	●	●	●	●	●
Benzaldehyde	▲	▲	■			
Benzene	●	▲	▲			
Benzene-sulphonic acid	●	■				
Benzoic acid	●	●	●	●	●	●
Benzyl methyl ester			■			
Benzyl alcohol	●	●	●	●	●	●
Benzyl chloride	●	▲	▲	■	■	■

Chemicals	Temperature					
	20°C	50°C	70°C	100°C	110°C	120°C
Borax	●	●	●	●	●	●
Boric cold	●	●	●	●	●	●
Bromic acid	●	●	●	●	●	
Bromina, dry	●	●	●			
Butadiene	●	●	●	●		
n-Butanol	●	●	●	●	●	●
sec-Butanol	●	●	●	●	●	●
tert-Butanol	●	●	●	●	●	●
Butene	●	●	●	●	●	●
Butyl acrylate	●	▲	■	■		
Butyl acetate	●	▲	■	■		
n-Butyl amine	■	■				
sec-Butyl amine	■	■				
tert-Butyl amine	●	▲	▲	■		
n-Butyl bromide	●	●	●	●	●	●
n-Butyl chloride	●	●	●	●	●	●
Butyl glycol	●	●	●	●	●	●
n-Butyl mercaptane	●	●	●	●	●	●
Butyl phenol	●	●	●	●		
Butyric acid	●	●	●	●	●	
γ-Butyrol acetone			■			
Calcium carbonate	●	●	●	●	●	●
Calcium chlorate/chloride	●	●	●	●	●	●
Calcium disulphate	●	●	●	●	●	●
Calcium hydrogen sulphite	●	●	●	●	●	●
Calcium hydroxide	●	●	●	●	●	●
Calcium hypochlorite	●	●	●	●	●	●
Calcium nitrate	●	●	●	●	●	●
Calcium sulphate	●	●	●	●	●	●
Capric acid	●	●	●			
Caprylic acid	●	●	●	▲		
Carbon dioxine, wet	●	●	●	●	●	●
Carbon dioxide, anhydros	●	●	●	●	●	●
Carbon disulfide	●					
Carbon tetrachloride	●	●	●	●	●	●
Caustic soda (10%)	●	●	●	●		
Caustic soda (50%)	●	●	●	●		
Chloric acid gas	●	●	●	●		
Chlorine (5% in CCl4)	●	●	●	●		
Chlorine dioxide (15%)	●	●	●			
Chlorine, wet	●	●	●	●		
Chlorine, dry	●	●	●	●		
(Mono-)chloroacetic acid (50%)	●	●	●	●		
(Mono-)chloroacetic acid (100%)	●	●	●	●		
Chlorobenzene	●	●	●	▲		
Chlorodifluoromethane	●	●	●	●		
Chloroform	●	●	●	●		
Chlorosulfonic acid	■	■				
Chromic acid (50%)	●	●	▲			
Chromyl chloride	●	●				
Citric acid	●	●	●	●	●	●
Citric acid (50%)	●	●	●	●	●	●
Coconut oil	●	●	●	●	●	●

Chemicals	Temperature					
	20°C	50°C	70°C	100°C	110°C	120°C
Coke oven gas	●	●	●	●		
Cooper chloride	●	●	●	●	●	●
Cooper cyanide	●	●	●	●	●	●
Cooper fluoride	●	●	●	●	●	●
Cooper nitrate	●	●	●	●	●	●
Cooper sulphate	●	●	●	●	●	●
Corn all	●	●	●	●	●	●
Crotonaldehyde	●	●	▲	■		
Crude oil	●	●	●	●	●	●
Mineral oil	●	●	●	●	●	
Cyclohexane	●	●	●	●	●	●
Cyclohexanol	●	●	●	▲		
Cyclohexanone	●	■	■	■		
Dextrine	●	●	●	●	●	●
Diacetone alcohol	●	▲	■	■		
o-Dichlorobenzene						
Dichlorodifluormethane	●	●	●	●		
Diesel fuel	●	●	●	●	●	●
Diethylamine	●	■	■			
Diethylenetriamine	●	●	▲	■		
Diethyl ether	●	▲				
Diglycolic acid	●					
Diisobutyl ketone	●	●	●	●		
Diisopropyl ether	●	●				
N, N-Dimethyl acetamide			■			
Dimethyl amine	■	■	■	■		
Dimethyl aniline	●	▲	■	■	■	
Dimethyl formamide			■			
Dimethyl phthalate	●	▲	■	■		
1, 4-Dioxane	■	■	■			
Epichlorohydrine	■	■				
Ethyl acetate	●	▲	■	■		
Ethyl acrylate	●	▲	■	■		
Ethyl alcohol	●	●	●	●	●	●
Ethyl chloride	●	●	●	●	●	●
Ethylene bromide (1, 2-Dibromoethane)	●	●	●	●	●	●
Ethylene chloride (1, 2-Dichlorethane)	●	●	●	●	●	●
Ethylene chlorohydrine	●	▲	■	■		
Ethylene diamine	■	■				
Ethylene glycol	●	●	●	●	●	●
Ethylene oxide	●	●				
Fats (triglycerides of long or medium chain fatty acids)	●	●	●	●		
Fatty acids (long chain)	●	●	●	●	●	●
Fatty acids (medium chain)	●	●	●			
Ferrous chloride	●	●	●	●	●	●
Ferric chloride (50%)	●	●	●	●	●	●
Ferrous nitrate	●	●	●	●	●	●
Ferric nitrate	●	●	●	●	●	●
Ferrous sulphate	●	●	●	●	●	●
Ferric sulphate	●	●	●	●	●	●
Ferric sulphate (50%)	●	●	●	●		
Fluorine	●					
Formaldehyde (37%, Formalin, Wz)	●	●				
Formic acid	●	●	●	●	●	●
Furane	■	■				
Furfural	▲	■	■	■		
Fuel oil (EL)	●	●	●	●		
Gallic acid	●	▲				
Gear oil ARAL Energol	●	●				

Chemicals	Temperature					
	20°C	50°C	70°C	100°C	110°C	120°C
Gear oil ARAL Montanol GM 220	●	●	●			
Gear oil BP Energol H-PC 220	●	●	●			
Gear oil Shell Tellusoil 32	●	●	●			
Gear oil Shell Tonna oil T 220	●	●	●			
Glucose	●	●	●	●	●	●
Glycerol	●	●	●	●	●	●
1, 2-Glycol	●	●	●	●	●	●
Glycolic acid (hydroxyacetic acid)	●	▲	■	■		
Heptane	●	●	●	●	●	●
Hexamethyldisilazan (HMDS)	●					
Hexane	●	●	●	●	●	●
Hydrazine UDMH 50/50	●	▲				
Hydriodic acid (48% + 12%J2)	●	●	●	●	●	●
Hydrogen	●	●	●	●	●	●
Hydrogen bromide	●	●	●	●		
Hydrogen cyanide	●	●	●	●	●	●
Hydrogen fluoride (35%)	●	●	●	●	●	●
Hydrogen fluoride (70%)	●	●	●	●		
Hydrogen fluoride (100%)	●	●	●	●		
Hydrogen peroxide (30%)	●	●	●	●	●	●
Hydrogen peroxide (90%)	●					
Hydrogen phosphide	●	●				
Hydrogen sulphide, wet	●	●	●	●	●	●
Hydrogen sulphide, anhydrous	●	●	●	●	●	●
Hypochlorous acid	●	●	●	●	●	●
Iodine, dry	●	●	●			
Iodine, wet	●	●	●			
Iodoform	●	●	●	●		
Isooctane	●	●	●	●	●	●
Jat propulsion fuel IP4 and IP5	●	●	●	●		
Kerosine	●	●	●	●	●	●
Lactic acid	●	▲	■	■		
Lauric acid	●	●	●	●		
Lauryl chloride	●	●	●	●		
Lead acetate	●	●	●	●	●	●
Lead tetraethyl	●	●	●	●	●	●
Linseed oil	●	●	●	●	●	●
Linoleic acid	●	●	●	●	●	●
Magnesium carbonate	●	●	●	●	●	●
Magnesium chloride	●	●	●	●	●	●
Magnesium hydroxide	●	●	●	●	●	●
Magnesium nitrate	●	●	●	●	●	●
Magnesium sulphate	●	●	●	●	●	●
Maleic acid	●	●	●	●	●	●
Mercury	●	●	●	●	●	●
Mercuric chloride	●	●	●	●	●	●
Mercuric cyanide	●	●	●	●	●	●
Mercuric nitrate	●	●	●	●	●	●
Methane	●	●	●	●	●	
Methane sulfonic acid (50%)	●	●	●	●		
Methyl alcohol	●	●	●	●	●	●
Methyl bromide	●	●	●	●	●	●
Methyl chloride	●	●	●	●	●	●
Methylene chloride	▲	▲				
Methyl ethyl ketone	■	■	■	■		
Methyl isobutyl ketone	●	▲	■	■		
N-Methylpyrrolidone			■			
Milk	●	●	●	●		
Mineral Oil	●	●	●	●	●	●
Monoethanol amina	■	■				

Chemicals	Temperature					
	20°C	50°C	70°C	100°C	110°C	120°C
Morpholine	▲	■	■			
Naphtha	●	●	●	●	●	●
Naphthaline	●	●	●	▲		
Natriumbisulfat	●	●	●	●	●	●
Natural gas	●	●	●	●	●	●
Niacin (nicotinic acid)	●	●	●	●	●	●
Nickel chloride	●	●	●	●	●	●
Nickel nitrate	●	●	●	●	●	●
Nickel sulphate	●	●	●	●	●	●
Nicotine	●	▲	▲			
Nitrating acid	●	●	▲			
Nitric acid (15%/30%)	●	●	●	●		
Nitric acid (65%)	●	●	●			
Nitric acid (fuming)	▲	▲				
Nitrobenzone	●	▲	■			
Nitrogen dioxide	●	●	●	●		
Nitromethane	▲	■				
Nitrous acid	●	●	●	●		
Octane	●	●	●		●	●
Octene	●	●	●	●	●	●
Oil (triglyceride)	●	●	●	●		
Oleic acid	●	●	●	●	●	●
Oleum	■					
Oxalic acid	●	●	▲	■		
Oxygen	●	●	●	●	●	●
Ozone	●	●	●	●	●	●
Palmitic o. hexadacyclic acid	●	●	●	●	●	●
Paraldehyde	●	●	●			
Perchlorethylene	●	●	●	●	●	●
Perchloric acid (10%)	●	●	●	●		
Perchloric acid (72%)	●	●				
Petrol (Gasoline) (non-lead)	●	●	●	●	●	●
Phenol (10%)	●	●	●	●		
Phenol (100%)	●	●	●	▲		
Phenylhydrazine	●	●				
Phosphorous pentoxide	●	●	●	●		
Phosphoric acid (30%)	●	●	●	●	●	●
Phosphoric acid (85%)	●	●	●	●	●	
Phosphorous chloride	●	●	●	●		
Phthalic acid	●	●	●	●		
Picric acid	●					
Potassium bromide/carbonate	●	●	●	●	●	●
Potassium chlorato/chloride	●	●	●	●	●	●
Potassium cyanide/dichromate	●	●	●	●	●	●
Potassium terrocyanide	●	●	●	●	●	●
Potassium hydroxide	●	●	●	●		
Potassium nitrate/permanganate	●	●	●	●	●	●
Potassium sulphate	●	●	●	●	●	●
Potassium sulphide	●	●	●	●	●	●
Propane	●	●	●	●	●	●
Propanol	●	●	▲	■		
Propylene carbonate			■			
Propylene oxida	■					
Pyridine	■	■	■			
Pyrogallic acid	●	●				
Salicylle acid	●	●	●	●		
Sea water	●	●	●	●	●	●
Silicon tetrachloride	●					
Silver cyanide	●	●	●	●	●	●
Silver nitrate	●	●	●	●	●	●

Chemicals	Temperature					
	20°C	50°C	70°C	100°C	110°C	120°C
Sodium acetate	●	●	●	●	●	●
Sodium benzoate	●	●	●	●	●	●
Sodium bicarbonate						
(Sodium nitrogen carbonate)	●	●	●	●	●	●
Sodium bisulphate						
(Sodium hydrogen sulphite)	●	●	●	●	●	●
Sodium bisulphite						
(Sodium hydrogen sulphate)	●	●	●	●	●	●
Sodium bromide	●	●	●	●	●	●
Sodium carbonate	●	●	●	●	●	●
Sodium carbonate (40%)	●	●	●			
Sodium chlorate	●	●	●	●	●	●
Sodium chloride	●	●	●	●	●	●
Sodium cyanide	●	●	●	●	●	●
Sodium hypochloride	●	●	●	●	●	●
Sodium nitrate	●	●	●	●	●	●
Sodium nitrite	●	●	●	●	●	●
Sodium peroxide	●	●	●	●	●	●
Sodium phosphate	●	●	●	●	●	●
Sodium silicate	●	●	●	●	●	●
Sodium sulphate	●	●	●	●	●	●
Sodium sulphide	●	●	●	●	●	●
Sodium sulphite	●	●	●	●	●	●
Sodium thiosulphate	●	●	●	●	●	●
Stearic acid	●	●	●	●	●	●
Sulphur	●	●	●	●	●	●
Sulphur chloride	●					
Sulphur dichloride	●					
Sulphur dioxide	●	●	●	●		
Sulphuric acid (50%)	●	●	●	●	●	
Sulphuric acid (60%)	●	●	●	●		
Sulphuric acid (80%)	●	●	●	●	●	▲
Sulphuric acid (95%)	●	●	▲	■		
Sulphuric acid (fuming/monohydrate)	■	■				
Sulphur trioxide	■	■				
Sulphurous acid	●	●	●	●		
Synthesis gas	●	●	●	●	●	●
Tall oil o. liquid rosin	●	●	●	●	●	●
Tetrachlorethylene	●	●	●	▲		
Tetrahydrofurane	▲	■				
Tetramethyl ammonium hydroxide (50%)	●	●	●	●		
Thionyl chloride	●	▲				
Titanium tetrachloride	●	●				
Toluol (toluene)	●	●	●	▲		
Tributyl phosphate	●	●	●	●		
Trichloroacetic acid	●	▲	■	■		
1.1.1-Trichloroethane	●	●	▲			
Trichloroethylene	●	●	●	●	●	●
Trichlorofluoromethane	●	●	●	●		
Triethyl amine	●	●	▲	■		
Urea (50%)	●	●	●	●	●	●
Vinyl acetate	●	●	●	●	●	●
Water	●	●	●	●	●	●
Xylol (xylene)	●	●	●			
Zin chloride	●	●	●	●	●	●
Zin chloride (50%)	●	●	●	●	●	●
Zin nitrate	●	●	●	●	●	●
Zin nitrate (50%)	●	●	●	●	●	●
Zin sulphate	●	●	●	●	●	●
Zin sulphate (50%)	●	●	●	●	●	●

Resistance to Chemicals / RectuPom

- = recommended
 ▲ = limited usage
 ■ = not recommended

weight increase < 3% or weight loss < 0,5% and/or decrease in tensile strength < 15%
 weight increase 3 - 8% or weight loss 0,5 - 3% and/or decrease in tensile strength 15 - 30%
 weight increase > 8% or weight loss > 3% and/or decrease in tensile strength > 30%

Chemicals	Temperature		Chemicals	Temperature		Chemicals	Temperature	
	20°C	60°C		20°C	60°C		20°C	60°C
Acetic acid (10%)	●	●	Fluorocarbons (partially halogenated)	■	■	Potassium hydroxide (caustic potash solution)	●	●
Acetic acid (80%)	▲	■	Fluorocarbons (perhalogenated)	●	●	Potassium permanganate (10%)*	●	●
Acetone	●	▲	Formaldehyde (40%)	●	●	refrigerant R 134 a (System Reclin)	●	●
Acetylene tetrabromide	▲	■	Formic acid (10%)*	●	■	Sea water (North sea)	●	●
Ammonia	●	●	Fuel oil EL	●	●	Sodium bicarbonate (10%)	●	●
Ammonium sulphate			Galbanum resin	●		Sodium bisulphite liquor (pH 4,5)	■	■
®Hoechst (10%) (pH 5,8)	●	■	®Genantin/tap water 1 : 1 (+1% ®Donax C, Shell)	●		Sodium carbonate (10%)	●	●
Benzene	▲	▲	Glacial acetic acid	▲	■	Sodium chloride	●	●
Benzene with 15 to 20% methanol	●	●	Glycerol	●	●	Sodium hydroxide (caustic soda solution)	●	●
Butanol	●	●	Glycol	●	●	Sodium hypochlorite (bleaching sol. about 12,5% active chlorine)	▲	■
Butyl acetate	●	▲	Glycol/distilled water 48 : 52	●	●	Sodium orthophosphate, monobasic (10%)	●	●
Buthyraldehyde	▲	▲	®Grison GBF 1 (5g to 100g H ₂ O)	●	●	Sodium orthophosphate, di-/tri-basic (10%)	●	●
Butyric acid (1%)*	●	●	Hydrochloric acid (10%)	■	■	Soya bean oil	●	●
Butyric acid (98%)	▲	▲	Hydrogen peroxide (30%)*	●	■	Sulphur dioxide gas	■	■
Calcium ammonium nitrate	●	●	Hydroxycitronellal	●	●	Sulphuric acid (10%)*	●	■
Calcium chloride (10%)	●	●	Ink (®Pelikan ink, blue-black)	●	■	Sulphuric acid (50%)	■	■
Calcium nitrate			Isopropyl alcohol	●	●	Tetrahydrofuran	▲	▲
®Hoechst (10%) (pH 6,4)	●	●	Jet fuel JP 1 + 4 (Shell)	●	●	®Tetralin (Henkel)	●	▲
Cananga oil	●	●	Lactic acid (10%)*	●	▲	Thiophene	▲	▲
Carbon disulphide	●	●	Lactic acid (90%)*	●	■	Toluene	●	●
Carbon tetrachloride	●	▲	Lavender oil, highest-quality	●	●	Transformer oil (®Univolt 36, Esso)	●	●
Chlorobenzene	▲	▲	Lemongrass oil	●	●	Trichloroethylene	▲	▲
Chloroform	■	■	Lime, chlorinated (approx. 10%)	■	■	Urine	●	●
Chromic acid (3%)	▲	▲	Methanol	●	●	Water, distilled	●	●
Citric acid (10%)	●	■	Methyl acetate	▲	▲	Xylene	●	●
®Clophen A 60 (Bayer)	●	●	Methyl bromide	■	■			
Coffee (®Nescafe)	●	●	Methyl ethyl ketone	▲	▲			
®Complezal Typ Blau 12 + 12 + 17 + 2 (10%, pH 5,8)	●	●	Methyl glycol	▲	▲			
®Complezal Typ Gelb 15 + 15 + 15 (10%, pH 5,8)	●	●	Methyl glycol acetate	▲	■			
®Complezal Typ NP 20 + 20 + 0 (10%, pH 5,7)	●	●	Methylene bromide	■	■			
®Complezal Typ Rot 13 + 13 + 21 (10%, pH 5,4)	●	●	Methylene chloride, technical	■	■			
Copper sulphate (10%)	●	●	Mineral oil	●	●			
Developer solution 1:100 (pH 10,4) (®Rodinal Agfa)	●	●	®Mobil oil SAE 20	●	●			
Developer solution 1:50 (pH 10,9) (®Rodinal Agfa)	●	●	Mobil oil HD SAE 20 after 3000 km	●	●			
Dibutyl phthalate	●	●	N-hexane	●	●			
Diesel oil	●	●	Natural gas	●	●			
Dimethyl phthalate	●	▲	Nickel sulphate (10%)	●	●			
Diocetyl sebacate	●	●	Nitric acid (10%)	■	■			
Dioxane	▲	▲	Nitrous gases	■	■			
Engine oil BP HP 20	●	●	Oil of cloves	●	●			
Engine oil SAE 40 (Caltrex)	●	●	Olive oil	●	■			
Ethanol (96%)	●	●	Ozone	■	■			
Ether (DAB 6)	●	●	Peat water (pH 3,7)	●	●			
Ethyl acetat	▲	▲	Perchloroethylene	●	■			
Ethyl chloride (DAB 6)	●	▲	Petrol, standard-grade	●	●			
Ethyl glycol	●	▲	Petrol/benzene mixture (super-grade petrol)	●	●			
Ferric chloride (10%)	▲	■	Petroleum	●	●			
			Petroleum fraction (boiling point 100-140°C)	●	●			
			Phenol	■	■			
			Phosphoric acid (25%)	●	■			

* Because of the acid or oxidizing nature of these chemicals, trials are recommended before prolonged contact with Rectus.

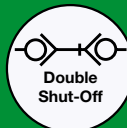
The results were obtained using injection-moulded, 1 mm thick test samples after a test duration of 60 days. During the test, the test samples were not under the influence of any external tension.

Media Chart O-Rings

- = little or no effect
- ▲ = weak to moderate effect
- = strong attack to complete destruction
- ◆ = no data available; probably suitable; test before use
- ✘ = no data available; probably not suitable

Media	Seals		
	NBR	FKM	EPDM
Acetone	■	■	●
Acetylene	●	●	●
Aero-engine oils JP 3/4/5/6	●	●	■
Ammonia, 100%	▲	■	●
Ammonium sulphate	●	●	●
Amyl acetate	■	■	●
Aniline	■	■	◆
Arsenic acid, aq.	●	●	●
Beer	●	●	●
Benzonic acid, aq.	●	●	●
Benzyl alcohol	◆	◆	✘
Black lye	▲	●	●
Borax, aq.	●	●	●
Boric acid, aq.	●	●	●
Brake fluids (glycol ether)	■	◆	●
Butadiene	●	●	■
Butane, gaseous	●	●	■
Butanol, aq.	●	▲	●
Butyl acetate	■	■	▲
Butyl alcohol	■	◆	●
Butyne diol	●	▲	●
Butyraldehyde	◆	◆	▲
Calcium nitrate, aq.	●	●	●
Calcium phosphate, aq.	●	●	●
Camphorated oil	●	▲	■
Carbon dioxide	●	●	●
Carbon dioxide, dry	●	●	●
Carbon disulphide	■	●	■
Carbon tetrachloride	■	●	■
Chloramine, aq.	●	◆	●
Chloride of lime, aq.	■	●	●
Chlorine	■	●	●
Chlorine water, saturated	■	●	●
Chromic acid, aq.	■	●	✘
Citric acid, aq.	●	●	●
Coconut fat	●	●	■
Coconut oil	●	●	■
Coking-oven gas	■	●	■
Crude oil	●	●	■
Cyclohexane	●	●	■
Cyclohexanol	●	◆	■
Desmophen 2000	●	✘	✘
Detergent, synthetic	●	●	●
Detergens	●	▲	●
Dextrin, aq.	●	●	●
Dichloroacetic acid	■	■	●
Diesel fuel	●	●	■
Diglycolic acid, aq.	▲	●	●
Dimethyl ether	■	■	●
Dimethylamine	■	■	●
Engine oils	●	●	■
Ethane	●	●	■
Ethyl acrylate	■	■	✘

	NBR	FKM	EPDM
Ethyl benzene	■	▲	■
Ethyl chloride	▲	▲	▲
Ethylene chloride	▲	▲	▲
Ethylene diamine	■	■	●
Ethylene glycol	●	●	●
Fatty acids	▲	●	◆
Fluorosilicic acid, aq.	●	●	●
Fish oil	●	●	▲
Formaldehyde, aq.	▲	◆	●
Formamide	■	▲	●
Gas oil	●	●	■
Glucose, aq.	●	●	●
Glycerol, aq.	●	●	●
Glycol, aq.	●	●	●
Glycolic acid, aq. 37%	●	●	●
Heptane	●	●	■
Hexachlorobutadiene	■	●	◆
Hexane	●	●	■
Hydrochloric acid	▲	●	●
Hydrogen	●	●	●
Hydrogen chloride gas	■	●	●
Hydrogen sulphide, dry aqueous	▲	●	●
Hydrosulphite, aq.	▲	◆	●
Isooctane	●	●	■
Isopropyl alcohol	▲	▲	●
Lactic acid, aq.	●	●	●
Lavender oil	▲	●	◆
Lead acetat, aq.	●	●	●
Lithium bromide, aq.	●	●	●
Machine oil, mineral	●	●	■
Magnesium sulphate, aq.	●	●	●
Mercury salts, aq.	●	●	●
Methane	●	●	▲
Methyl alcohol	▲	■	●
Mineral oil	●	●	■
Mustard gas	●	◆	●
Nitrogen tetroxide	◆	◆	■
Nitrogen	●	●	●
Nitroglycol, aq.	■	●	●
Octane	✘	●	◆
Oleic acid	●	●	■
Paraffin/Paraffin oil	●	●	■
Petrol	●	●	■
Petroleum	●	●	■
Propylene glycol	●	●	●
Sea water	●	●	●
Silicone grease/Silicone oil	●	●	●
Soda, aq.	●	●	●
Sodium chlorate	■	●	●
Sodium chloride	●	●	●
Sodium nitrate, aq.	●	●	●
Sodium phosphate, aq.	●	●	●
Steam	▲	●	●
Styrene	■	▲	■
Sulphur	◆	●	●
Sulphur trioxide	◆	●	▲
Sulphuric acid	▲	●	●
Sulphuryl chloride	■	●	▲
Tartaric acid, aq.	●	●	●
Titanium tetrachloride	●	▲	●
Town gas, benzene-free	●	●	■



Nominal Diameter

5 = 20 mm²

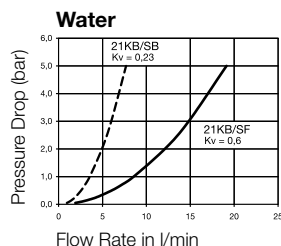
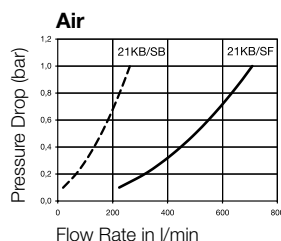
RECTUS Series

21KB

actual size

**Technical Description**

Mini industrial coupling made of POM and PVDF with the world's most commonly used profile. Above average flow performance for liquid and gaseous media. A new type of locking system made of thermoplastic with a non-slip sleeve considerably expands the application possibilities of this small quick connect coupling.

Chart

You will find the following alternative versions in our current catalogue on page:

- ▶ Stainless Steel Single shut-off P. 173
- ▶ Stainless Steel Double shut-off P. 193
- ▶ Brass/Steel P. 34
- ▶ Safety P. 256
- ▶ Coded Systems P. 292

Advantages

Single handed operation. Two different sleeve designs. The coupling is fitted with a double shut-off valve which enables it to be connected to a single shut-off (non-valved) plug as well as a double shut-off (valved) plug. The coupling is also available as a straight-through coupling (without a valve). The 21 series eliminates the danger of mix-ups by color coding of the coupling and the respective plug. This system guarantees the elimination of mix-ups when media are connected.

Working Pressure

PB = 10 bar (POM, 20°C)
PB = 8 bar (PVDF, 20°C)
maximum static working pressure with safety factor of 4 to 1.

Working Temperature

-20°C up to +80°C (POM)
-20°C up to +120 (PVDF)
depending on the medium.

Material**RectuPom Standard****RectuChem Standard****Coupling**

Valve Body
Sleeve
Valve
Spring
Locking System
Seals
Back Body

POM, black
POM, black
POM, black
AISI 301
POM, black
NBR
POM, black

PVDF, white
PVDF, white
PVDF, white
AISI 316 Ti
PVDF, white
FKM
PVDF, white

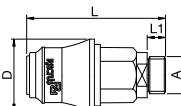
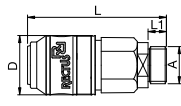
Plug

Plug Profile
Valve
Spring
Adapter
Seal

POM, black
POM, black
AISI 301
POM, black
NBR

PVDF, white
PVDF, white
1.4571
PVDF, white
FKM

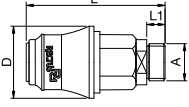
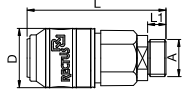
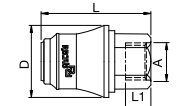
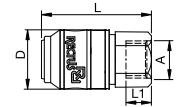
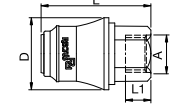
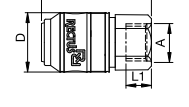
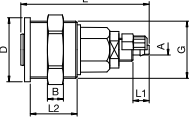
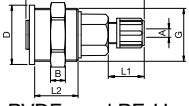
Couplings**RECTUS Series 21KB**

	Connection A	Hex SW	L mm	D mm	L1 mm	L2 mm	Hex1 SW1	B mm	G mm	Color Sleeve	Rectu POM Part Number	Rectu CHEM Part Number	DS
Ergonomical Sleeve	G 1/8 o.	17	50	25,5	7					Standard	21KB AW10 DPX	21KB AW10 FXV	■
													
Male Thread													
Straight Sleeve	G 1/8 o.	17	50	21	7					Standard	21KB AW10 DPXG	21KB AW10 FXVG	■□
										blue	21KB AW10 DPXGB	21KB AW10 FXVGB	■□
Male Thread										green	21KB AW10 DPXGG	21KB AW10 FXVGG	■□
										red	21KB AW10 DPXGR	21KB AW10 FXVGR	■□
										yellow	21KB AW10 DPXGY	21KB AW10 FXVGY	■□

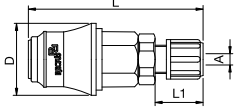
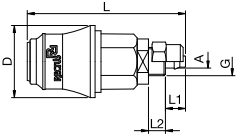
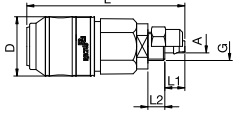
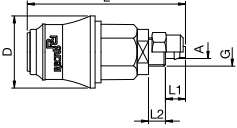
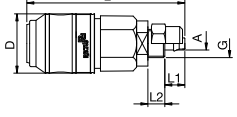
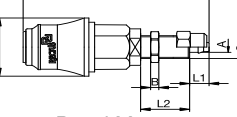
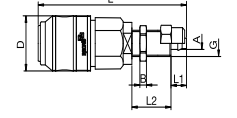
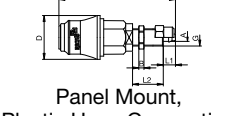
DS = Delivery Status: ■ in stock

■□ on short call

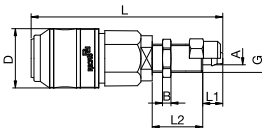
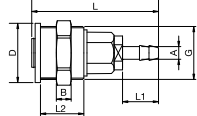
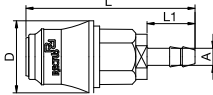
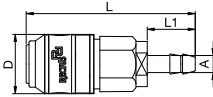
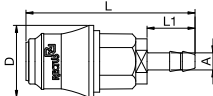
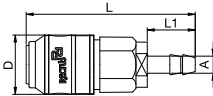
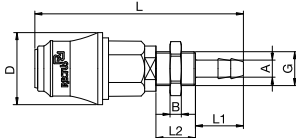
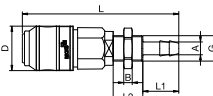
□□ medium term delivery

	Connection A	Hex SW	L mm	D mm	L1 mm	L2 mm	Hex1 SW1	B mm	G mm	Color Sleeve	Rectu POM Part Number	Rectu CHEM Part Number	DS
Ergonomical Sleeve	G 1/4 o.	17	50	25,5	7					Standard	21KB AW13 DPX	21KB AW13 FVX	<input checked="" type="checkbox"/>
													
Male Thread													
Straight Sleeve	G 1/4 o.	17	50	21	7					Standard	21KB AW13 DPXG	21KB AW13 FVXG	<input checked="" type="checkbox"/>
										blue	21KB AW13 DPXGB	21KB AW13 FVXGB	<input type="checkbox"/>
Male Thread										green	21KB AW13 DPXGG	21KB AW13 FVXGG	<input checked="" type="checkbox"/>
										red	21KB AW13 DPXGR	21KB AW13 FVXGR	<input checked="" type="checkbox"/>
										yellow	21KB AW13 DPXGY	21KB AW13 FVXGY	<input checked="" type="checkbox"/>
Ergonomical Sleeve	G 1/8 i.	17	53	25,5	8					Standard	21KB IW10 DPX	21KB IW10 FVX	<input checked="" type="checkbox"/>
													
Female Thread													
Straight Sleeve	G 1/8 i.	17	53	21	8					Standard	21KB IW10 DPXG	21KB IW10 FVXG	<input checked="" type="checkbox"/>
										blue	21KB IW10 DPXGB	21KB IW10 FVXGB	<input checked="" type="checkbox"/>
Female Thread										green	21KB IW10 DPXGG	21KB IW10 FVXGG	<input checked="" type="checkbox"/>
										red	21KB IW10 DPXGR	21KB IW10 FVXGR	<input checked="" type="checkbox"/>
										yellow	21KB IW10 DPXGY	21KB IW10 FVXGY	<input checked="" type="checkbox"/>
Ergonomical Sleeve	G 1/4 i.	17	39	25,5	9					Standard	21KB IW13 DPX	21KB IW13 FVX	<input checked="" type="checkbox"/>
													
Female Thread													
Straight Sleeve	G 1/4 i.	17	39	21	8					Standard	21KB IW13 DPXG	21KB IW13 FVXG	<input checked="" type="checkbox"/>
										blue	21KB IW13 DPXGB	21KB IW13 FVXGB	<input checked="" type="checkbox"/>
Female Thread										green	21KB IW13 DPXGG	21KB IW13 FVXGG	<input checked="" type="checkbox"/>
										red	21KB IW13 DPXGR	21KB IW13 FVXGR	<input checked="" type="checkbox"/>
										yellow	21KB IW13 DPXGY	21KB IW13 FVXGY	<input checked="" type="checkbox"/>
for Front Panel Installation	4 x 6 mm	17	56	28	7	20,5	27	7	M 25 x 1	Standard	21KB KE06 DPX	21KB KE06 FVX	<input checked="" type="checkbox"/>
	6 x 8 mm	17	56	28	7	20,5	27	7	M 25 x 1	Standard	21KB KE08 DPX	21KB KE08 FVX	<input checked="" type="checkbox"/>
Panel Mount, Plastic Hose Connection													
for Front Panel Installation	4 x 6 mm	17	62	28	7	20,5	27	7	M 25 x 1	Standard		21KB FR06 FVX	<input checked="" type="checkbox"/>
	6 x 8 mm	17	66	28	7	20,5	27	7	M 25 x 1	Standard		21KB FR08 FVX	<input checked="" type="checkbox"/>
for PVDF- and PE-Hoses													

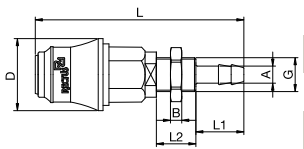
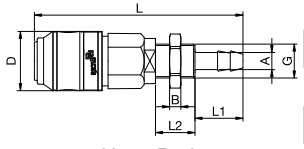
Couplings RECTUS Series 21KB

	Connection A	Hex SW	L mm	D mm	L1 mm	L2 mm	Hex1 SW1	B mm	G mm	Color Sleeve	Rectu POM Part Number	Rectu CHEM Part Number	DS
Ergonomical Sleeve  for PVDF- and PE-Hoses	4 x 6 mm	17	62	25,5	17				M 10 x 1	Standard		21KB KP06 FVX	■
	6 x 8 mm	17	66	25,5	17				M 12 x 1	Standard		21KB KP08 FVX	■
Ergonomical Sleeve  Plastic Hose Connection	4 x 6 mm	17	56	25,5	6	7			M 10 x 1	Standard	21KB KO06 DPX	21KB KO06 FVX	■
Straight Sleeve  Plastic Hose Connection	4 x 6 mm	17	56	21	6	7			M 10 x 1	Standard	21KB KO06 DPXG	21KB KO06 FVXG	■
											21KB KO06 DPXGB	21KB KO06 FVXGB	■
											21KB KO06 DPXGG	21KB KO06 FVXGG	■
											21KB KO06 DPXGR	21KB KO06 FVXGR	■
											21KB KO06 DPXGY	21KB KO06 FVXGY	■
Ergonomical Sleeve  Plastic Hose Connection	6 x 8 mm	17	56	21/25,5	6	7			M 12 x 1	Standard	21KB KO08 DPX	21KB KO08 FVX	■
Straight Sleeve  Plastic Hose Connection	6 x 8 mm	17	56	21	6	7			M 12 x 1	Standard	21KB KO08 DPXG	21KB KO08 FVXG	■
										blue	21KB KO08 DPXGB	21KB KO08 FVXGB	■
										green	21KB KO08 DPXGG	21KB KO08 FVXGG	■
										red	21KB KO08 DPXGR	21KB KO08 FVXGR	■
										yellow	21KB KO08 DPXGY	21KB KO08 FVXGY	■
Ergonomical Sleeve  Panel Mount, Plastic Hose Connection	4 x 6 mm	17	68	25,5	7	18	14	4	M 10 x 1	Standard	21KB KS06 DPX	21KB KS06 FVX	■
Straight Sleeve  Panel Mount, Plastic Hose Connection	4 x 6 mm	17	68	21	7	18	14	4	M 10 x 1	Standard	21KB KS06 DPXG	21KB KS06 FVXG	■
										blue	21KB KS06 DPXGB	21KB KS06 FVXGB	■
										green	21KB KS06 DPXGG	21KB KS06 FVXGG	■
										red	21KB KS06 DPXGR	21KB KS06 FVXGR	■
										yellow	21KB KS06 DPXGY	21KB KS06 FVXGY	■
Ergonomical Sleeve  Panel Mount, Plastic Hose Connection	6 x 8 mm	17	68	25,5	7	18	17	4	M 12 x 1	Standard	21KB KS08 DPX	21KB KS08 FVX	■

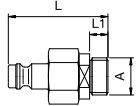
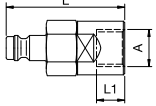
DS = Delivery Status: ■ in stock □ on short call □ medium term delivery

	Connection A	Hex SW	L mm	D mm	L1 mm	L2 mm	Hex1 SW1	B mm	G mm	Color Sleeve	Rectu POM Part Number	Rectu CHEM Part Number	DS
 <p>Panel Mount, Plastic Hose Connection for Front Panel Installation</p>	6 x 8 mm	17	68	21	7	18	17	4	M 12 x 1	Standard	21KB KS08 DPXG	21KB KS08 FVXG	<input type="checkbox"/>
										blue	21KB KS08 DPXGB	21KB KS08 FVXGB	<input type="checkbox"/>
										green	21KB KS08 DPXGG	21KB KS08 FVXGG	<input type="checkbox"/>
										red	21KB KS08 DPXGR	21KB KS08 FVXGR	<input type="checkbox"/>
										yellow	21KB KS08 DPXGY	21KB KS08 FVXGY	<input type="checkbox"/>
 <p>Hose Barb</p>	4 mm	17	60	28	17	20,5	27	7	M 25 x 1	Standard	21KB TE04 DPX	21KB TE04 FVX	<input type="checkbox"/>
	6 mm	17	60	28	17	20,5	27	7	M 25 x 1	Standard	21KB TE06 DPX	21KB TE06 FVX	<input type="checkbox"/>
 <p>Hose Barb</p>	4 mm	17	60	25,5	17					Standard	21KB TF04 DPX	21KB TF04 FVX	<input type="checkbox"/>
 <p>Hose Barb</p>	4 mm	17	60	21	17					Standard	21KB TF04 DPXG	21KB TF04 FVXG	<input type="checkbox"/>
										blue	21KB TF04 DPXGB	21KB TF04 FVXGB	<input type="checkbox"/>
										green	21KB TF04 DPXGG	21KB TF04 FVXGG	<input type="checkbox"/>
										red	21KB TF04 DPXGR	21KB TF04 FVXGR	<input type="checkbox"/>
										yellow	21KB TF04 DPXGY	21KB TF04 FVXGY	<input type="checkbox"/>
 <p>Hose Barb</p>	6 mm	17	60	25,5	17					Standard	21KB TF06 DPX	21KB TF06 FVX	<input type="checkbox"/>
 <p>Hose Barb</p>	6 mm	17	60	21	17					Standard	21KB TF06 DPXG	21KB TF06 FVXG	<input type="checkbox"/>
										blue	21KB TF06 DPXGB	21KB TF06 FVXGB	<input type="checkbox"/>
										green	21KB TF06 DPXGG	21KB TF06 FVXGG	<input type="checkbox"/>
										red	21KB TF06 DPXGR	21KB TF06 FVXGR	<input type="checkbox"/>
										yellow	21KB TF06 DPXGY	21KB TF06 FVXGY	<input type="checkbox"/>
 <p>Hose Barb</p>	4 mm	17	74	25,5	17	14	14	4	M 10 x 1	Standard	21KB TS04 DPX	21KB TS04 FVX	<input type="checkbox"/>
 <p>Hose Barb</p>	4 mm	17	74	21	17	14	14	4	M 10 x 1	Standard	21KB TS04 DPXG	21KB TS04 FVXG	<input type="checkbox"/>
										blue	21KB TS04 DPXGB	21KB TS04 FVXGB	<input type="checkbox"/>
										green	21KB TS04 DPXGG	21KB TS04 FVXGG	<input type="checkbox"/>
										red	21KB TS04 DPXGR	21KB TS04 FVXGR	<input type="checkbox"/>
										yellow	21KB TS04 DPXGY	21KB TS04 FVXGY	<input type="checkbox"/>

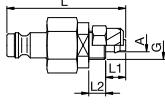
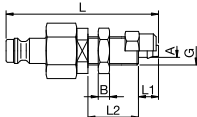
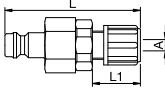
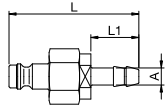
Couplings RECTUS Series 21KB

	Connection A	Hex SW	L mm	D mm	L1 mm	L2 mm	Hex1 SW1	B mm	G mm	Color Sleeve	Rectu POM Part Number	Rectu CHEM Part Number	DS	
 <p>Hose Barb</p>	6 mm	17	74	25,5	17	14	14	4	M 10 x 1	Standard	21KB TS06 DPX	21KB TS06 FVX	■ □	
 <p>Hose Barb</p>	6 mm	17	74	21	17	14	17	4	M 12 x 1	Standard	21KB TS06 DPXG	21KB TS06 FVXG	■ □	
											blue	21KB TS06 DPXGB	21KB TS06 FVXGB	■ □
											green	21KB TS06 DPXGG	21KB TS06 FVXGG	■ □
											red	21KB TS06 DPXGR	21KB TS06 FVXGR	■ □
											yellow	21KB TS06 DPXGY	21KB TS06 FVXGY	■ □

Valved Plugs RECTUS Series 21SB

	Connection A	Hex SW	L mm	D mm	L1 mm	L2 mm	Hex1 SW1	B mm	G mm	Color	Rectu POM Part Number	Rectu CHEM Part Number	DS	
 <p>Male Thread</p>	G 1/8 o.	17	36	7						Standard	21SB AW10 DPX	21SB AW10 FVX	■ □	
											blue	21SB AW10 DPXB	21SB AW10 FVXB	■ □
											green	21SB AW10 DPXG	21SB AW10 FVXG	■ □
											red	21SB AW10 DPXR	21SB AW10 FVXR	■ □
											yellow	21SB AW10 DPXY	21SB AW10 FVXY	■ □
 <p>Female Thread</p>	G 1/4 o.	17	38	7						Standard	21SB AW13 DPX	21SB AW13 FVX	■ □	
											blue	21SB AW13 DPXB	21SB AW13 FVXB	■ □
											green	21SB AW13 DPXG	21SB AW13 FVXG	■ □
											red	21SB AW13 DPXR	21SB AW13 FVXR	■ □
											yellow	21SB AW13 DPXY	21SB AW13 FVXY	■ □
	G 1/8 i.	17	39	8						Standard	21SB IW10 DPX	21SB IW10 FVX	■ □	
											blue	21SB IW10 DPXB	21SB IW10 FVXB	■ □
											green	21SB IW10 DPXG	21SB IW10 FVXG	■ □
											red	21SB IW10 DPXR	21SB IW10 FVXR	■ □
											yellow	21SB IW10 DPXY	21SB IW10 FVXY	■ □
	G 1/4 i.	17	42	10						Standard	21SB IW13 DPX	21SB IW13 FVX	■ □	
											blue	21SB IW13 DPXB	21SB IW13 FVXB	■ □
											green	21SB IW13 DPXG	21SB IW13 FVXG	■ □
											red	21SB IW13 DPXR	21SB IW13 FVXR	■ □
											yellow	21SB IW13 DPXY	21SB IW13 FVXY	■ □

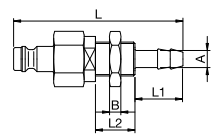
DS = Delivery Status: ■ in stock □ on short call □ medium term delivery

	Connection A	Hex SW	L mm	D mm	L1 mm	L2 mm	Hex1 SW1	B mm	G mm	Color	Rectu POM Part Number	Rectu CHEM Part Number	DS	
 <p>Plastic Hose Connection</p>	4 x 6 mm	17	42		7	6				Standard	21SB KO06 DPX	21SB KO06 FVX	<input type="checkbox"/>	
										blue	21SB KO06 DPXB	21SB KO06 FVXB	<input type="checkbox"/>	
										green	21SB KO06 DPXG	21SB KO06 FVXG	<input type="checkbox"/>	
										red	21SB KO06 DPXR	21SB KO06 FVXR	<input type="checkbox"/>	
										yellow	21SB KO06 DPXY	21SB KO06 FVXY	<input type="checkbox"/>	
	6 x 8 mm	17	42		7	6					Standard	21SB KO08 DPX	21SB KO08 FVX	<input type="checkbox"/>
											blue	21SB KO08 DPXB	21SB KO08 FVXB	<input type="checkbox"/>
											green	21SB KO08 DPXG	21SB KO08 FVXG	<input type="checkbox"/>
											red	21SB KO08 DPXR	21SB KO08 FVXR	<input type="checkbox"/>
											yellow	21SB KO08 DPXY	21SB KO08 FVXY	<input type="checkbox"/>
 <p>Panel Mount, Plastic Hose Connection</p>	4 x 6 mm	17	54		7	18	14	4	M 10 x 1	Standard	21SB KS06 DPX	21SB KS06 FVX	<input type="checkbox"/>	
										blue	21SB KS06 DPXB	21SB KS06 FVXB	<input type="checkbox"/>	
										green	21SB KS06 DPXG	21SB KS06 FVXG	<input type="checkbox"/>	
										red	21SB KS06 DPXR	21SB KS06 FVXR	<input type="checkbox"/>	
										yellow	21SB KS06 DPXY	21SB KS06 FVXY	<input type="checkbox"/>	
	6 x 8 mm	17	54		7	18	17	4	M 12 x 1		Standard	21SB KS08 DPX	21SB KS08 FVX	<input type="checkbox"/>
											blue	21SB KS08 DPXB	21SB KS08 FVXB	<input type="checkbox"/>
											green	21SB KS08 DPXG	21SB KS08 FVXG	<input type="checkbox"/>
											red	21SB KS08 DPXR	21SB KS08 FVXR	<input type="checkbox"/>
											yellow	21SB KS08 DPXY	21SB KS08 FVXY	<input type="checkbox"/>
 <p>Panel Mount, for PVDF- and PE-Hoses</p>	4 x 6 mm	17	48		28					Standard		21SB KP06 FVX	<input type="checkbox"/>	
												21SB KP06 FVXB	<input type="checkbox"/>	
												21SB KP06 FVXG	<input type="checkbox"/>	
												21SB KP06 FVXR	<input type="checkbox"/>	
												21SB KP06 FVXY	<input type="checkbox"/>	
	6 x 8 mm	17	52		28						Standard		21SB KP08 FVX	<input type="checkbox"/>
											blue		21SB KP08 FVXB	<input type="checkbox"/>
											green		21SB KP08 FVXG	<input type="checkbox"/>
											red		21SB KP08 FVXR	<input type="checkbox"/>
											yellow		21SB KP08 FVXY	<input type="checkbox"/>
 <p>Hose Barb</p>	4 mm	17	46		17					Standard	21SB TF04 DPX	21SB TF04 FVX	<input type="checkbox"/>	
										blue	21SB TF04 DPXB	21SB TF04 FVXB	<input type="checkbox"/>	
										green	21SB TF04 DPXG	21SB TF04 FVXG	<input type="checkbox"/>	
										red	21SB TF04 DPXR	21SB TF04 FVXR	<input type="checkbox"/>	
										yellow	21SB TF04 DPXY	21SB TF04 FVXY	<input type="checkbox"/>	
	6 mm	17	46		17						Standard	21SB TF06 DPX	21SB TF06 FVX	<input type="checkbox"/>
											blue	21SB TF06 DPXB	21SB TF06 FVXB	<input type="checkbox"/>
											green	21SB TF06 DPXG	21SB TF06 FVXG	<input type="checkbox"/>
											red	21SB TF06 DPXR	21SB TF06 FVXR	<input type="checkbox"/>
											yellow	21SB TF06 DPXY	21SB TF06 FVXY	<input type="checkbox"/>

Valved Plugs

RECTUS Series 21SB

Connection A	Hex SW	L mm	D mm	L1 mm	L2 mm	Hex1 SW1	B mm	G mm	Color	Rectu POM Part Number	Rectu CHEM Part Number	DS
4 mm	17	60		7	14	14	4	M 10 x 1	Standard	21SB TS04 DPX	21SB TS04 FVX	■ □
									blue	21SB TS04 DPXB	21SB TS04 FVXB	■ □
									green	21SB TS04 DPXG	21SB TS04 FVXG	■ □
									red	21SB TS04 DPXR	21SB TS04 FVXR	■ □
									yellow	21SB TS04 DPXY	21SB TS04 FVXY	■ □
6 mm	17	60		7	14	17	4	M 12 x 1	Standard	21SB TS06 DPX	21SB TS06 FVX	■ □
									blue	21SB TS06 DPXB	21SB TS06 FVXB	■ □
									green	21SB TS06 DPXG	21SB TS06 FVXG	■ □
									red	21SB TS06 DPXR	21SB TS06 FVXR	■ □
									yellow	21SB TS06 DPXY	21SB TS06 FVXY	■ □

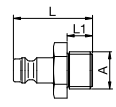


Panel Mount, Hose Barb

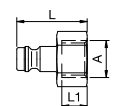
Plugs

RECTUS Series 21SF

Connection A	Hex SW	L mm	D mm	L1 mm	L2 mm	Hex1 SW1	B mm	G mm	Color	Rectu POM Part Number	Rectu CHEM Part Number	DS
G 1/8 o.	14	25		7					Standard	21SF AW10 DXX	21SF AW10 FXX	■ □
									blue	21SF AW10 DPXB	21SF AW10 FVXB	■ □
									green	21SF AW10 DPXG	21SF AW10 FVXG	■ □
									red	21SF AW10 DPXR	21SF AW10 FVXR	■ □
									yellow	21SF AW10 DPXY	21SF AW10 FVXY	■ □
G 1/4 o.	17	28		9					Standard	21SF AW13 DXX	21SF AW13 FXX	■ □
									blue	21SF AW13 DPXB	21SF AW13 FVXB	■ □
									green	21SF AW13 DPXG	21SF AW13 FVXG	■ □
									red	21SF AW13 DPXR	21SF AW13 FVXR	■ □
									yellow	21SF AW13 DPXY	21SF AW13 FVXY	■ □
G 1/8 i.	14	24		8					Standard	21SF IW10 DXX	21SF IW10 FXX	■ □
									blue	21SF IW10 DPXB	21SF IW10 FVXB	■ □
									green	21SF IW10 DPXG	21SF IW10 FVXG	■ □
									red	21SF IW10 DPXR	21SF IW10 FVXR	■ □
									yellow	21SF IW10 DPXY	21SF IW10 FVXY	■ □
G 1/4 i.	17	25		9					Standard	21SF IW13 DXX	21SF IW13 FXX	■ □
									blue	21SF IW13 DPXB	21SF IW13 FVXB	■ □
									green	21SF IW13 DPXG	21SF IW13 FVXG	■ □
									red	21SF IW13 DPXR	21SF IW13 FVXR	■ □
									yellow	21SF IW13 DPXY	21SF IW13 FVXY	■ □

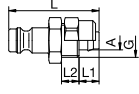
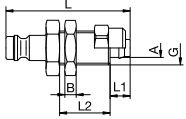
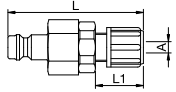
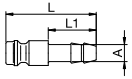


Male Thread

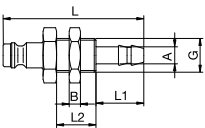


Female Thread

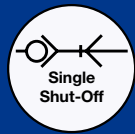

DS = Delivery Status: ■ in stock ■ on short call ■ medium term delivery

	Connection A	Hex SW	L mm	D mm	L1 mm	L2 mm	Hex1 SW1	B mm	G mm	Color	Rectu POM Part Number	Rectu CHEM Part Number	DS	
 <p>Plastic Hose Connection</p>	4 x 6 mm	14	32		7	6			M 10 x 1	Standard	21SF KO06 DX	21SF KO06 FX	<input type="checkbox"/>	
										blue	21SF KO06 DPXB	21SF KO06 FVXB	<input type="checkbox"/>	
										green	21SF KO06 DPXG	21SF KO06 FVXG	<input type="checkbox"/>	
										red	21SF KO06 DPXR	21SF KO06 FVXR	<input type="checkbox"/>	
	6 x 8 mm	14	32		7	6				M 12 x 1	Standard	21SF KO08 DX	21SF KO08 FX	<input type="checkbox"/>
											blue	21SF KO08 DPXB	21SF KO08 FVXB	<input type="checkbox"/>
											green	21SF KO08 DPXG	21SF KO08 FVXG	<input type="checkbox"/>
											red	21SF KO08 DPXR	21SF KO08 FVXR	<input type="checkbox"/>
 <p>Panel Mount, for Plastic Hose Connection</p>	4 x 6 mm	14	44		7	18	14	4	M 10 x 1	Standard	21SF KS06 DX	21SF KS06 FX	<input type="checkbox"/>	
										blue	21SF KS06 DPXB	21SF KS06 FVXB	<input type="checkbox"/>	
										green	21SF KS06 DPXG	21SF KS06 FVXG	<input type="checkbox"/>	
										red	21SF KS06 DPXR	21SF KS06 FVXR	<input type="checkbox"/>	
	6 x 8 mm	14	44		7	18	14	4		M 12 x 1	Standard	21SF KS08 DX	21SF KS08 FX	<input type="checkbox"/>
											blue	21SF KS08 DPXB	21SF KS08 FVXB	<input type="checkbox"/>
											green	21SF KS08 DPXG	21SF KS08 FVXG	<input type="checkbox"/>
											red	21SF KS08 DPXR	21SF KS08 FVXR	<input type="checkbox"/>
 <p>Panel Mount for PVDF- and PE-Hoses</p>	4 x 6 mm	17	48		28					Standard		21SF KP06 FV	<input type="checkbox"/>	
										blue		21SF KP06 FVXB	<input type="checkbox"/>	
										green		21SF KP06 FVXG	<input type="checkbox"/>	
										red		21SF KP06 FVXR	<input type="checkbox"/>	
	6 x 8 mm	17	52		28						Standard		21SF KP08 FV	<input type="checkbox"/>
											blue		21SF KP08 FVXB	<input type="checkbox"/>
											green		21SF KP08 FVXG	<input type="checkbox"/>
											red		21SF KP08 FVXR	<input type="checkbox"/>
 <p>Hose Barb</p>	4 mm		32		17					Standard	21SF TF04 DX	21SF TF04 FX	<input type="checkbox"/>	
										blue	21SF TF04 DPXB	21SF TF04 FVXB	<input type="checkbox"/>	
										green	21SF TF04 DPXG	21SF TF04 FVXG	<input type="checkbox"/>	
										red	21SF TF04 DPXR	21SF TF04 FVXR	<input type="checkbox"/>	
	6 mm		32		17						Standard	21SF TF06 DX	21SF TF06 FX	<input type="checkbox"/>
											blue	21SF TF06 DPXB	21SF TF06 FVXB	<input type="checkbox"/>
											green	21SF TF06 DPXG	21SF TF06 FVXG	<input type="checkbox"/>
											red	21SF TF06 DPXR	21SF TF06 FVXR	<input type="checkbox"/>

Plugs **RECTUS Series 21SF**

	Connection A	Hex SW	L mm	D mm	L1 mm	L2 mm	Hex1 SW1	B mm	G mm	Color	Rectu POM Part Number	Rectu CHEM Part Number	DS
 <p>Panel Mount Hose Barb</p>	4 mm	14	50		17	14	14	4	M 10 x 1	Standard	21SF TS04 DXX	21SF TS04 FXX	<input type="checkbox"/>
										blue	21SF TS04 DPXB	21SF TS04 FVXB	<input checked="" type="checkbox"/>
										green	21SF TS04 DPXG	21SF TS04 FVXG	<input type="checkbox"/>
										red	21SF TS04 DPXR	21SF TS04 FVXR	<input checked="" type="checkbox"/>
										yellow	21SF TS04 DPXY	21SF TS04 FVXY	<input checked="" type="checkbox"/>
	6 mm	14	50		17	14	17	4	M 12 x 1	Standard	21SF TS06 DXX	21SF TS06 FXX	<input type="checkbox"/>
										blue	21SF TS06 DPXB	21SF TS06 FVXB	<input checked="" type="checkbox"/>
										green	21SF TS06 DPXG	21SF TS06 FVXG	<input type="checkbox"/>
										red	21SF TS06 DPXR	21SF TS06 FVXR	<input checked="" type="checkbox"/>
										yellow	21SF TS06 DPXY	21SF TS06 FVXY	<input checked="" type="checkbox"/>

DS = Delivery Status: in stock on short call medium term delivery



Technical Description

The 48 series coupling system made of POM and PVDF has been developed for use in the medical, chemical, food handling, pharmaceutical and laboratory technology industries. The coupling is also available in a completely thermoplastic version (RectuChem+). Here the metal springs are replaced by springs made of PEEK, an extremely resistant synthetic material.

Advantages

Single handed operation.
No mix up due to our color coded sleeves and plugs.
The coupling is fitted with a double shut-off valve which enables it to be connected to a single shut-off (non-valved) plug as well as a double shut-off (i.e. plug with valve). The coupling is also available as a straight through coupling.

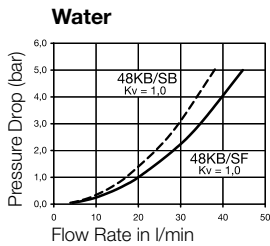
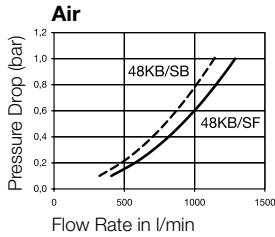
Working Pressure

PB = 0 - 10 bar (POM, at 20°C)
PB = 0 - 8 bar (PVDF, springs made of steel)
PB = 1 - 8 bar (PVDF, springs made of PEEK),
maximum static working pressure with safety factor of 4 to 1.

Working Temperature

-20°C up to +80°C (POM)
-20°C up to +120 (PVDF)
depending on the medium.

Chart



Material	RectuPom	RectuChem	RectuChem+
Coupling			
Valve Body	POM, black	PVDF, white	PVDF, white
Sleeve	POM, black	PVDF, white	PVDF, white
Valve	POM, black	PVDF, white	PVDF, white
Springs	AISI 316 Ti	AISI 316 Ti	PEEK 450G
Locking System	POM, black	PVDF, white	PEEK 450G
Seals	NBR	FKM	FKM
Back Body	POM, black	PVDF, white	PVDF, white
Plug			
Plug Profile	POM, black	PVDF, white	PVDF, white
Valve	POM, black	PVDF, white	PVDF, white
Spring	AISI 316 Ti	AISI 316 Ti	PEEK 450G
Adapter	POM, black	PVDF, white	PVDF, white
Seal	NBR	FKM	FKM

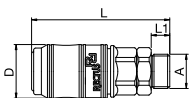
75% of actual size



Couplings

RECTUS Series 48KB

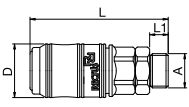
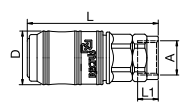
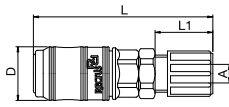
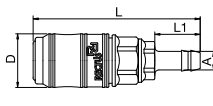
Connection A	Hex SW	L mm	D mm	L1 mm	L2 mm	Hex1 SW1	B mm	G mm	Color Sleeve	Rectu POM Part Number	Rectu CHEM Part Number	Rectu CHEM+ Part Number	DS
G 1/4 o.	21	70,5	26	9					Standard	48KB AW13 DPX	48KB AW13 FVX	48KB AW13 FVP	■
									blue	48KB AW13 DPXB	48KB AW13 FVXB	48KB AW13 FVPB	■
									green	48KB AW13 DPXG	48KB AW13 FVXG	48KB AW13 FVPG	■
									red	48KB AW13 DPXR	48KB AW13 FVXR	48KB AW13 FVPR	■
									yellow	48KB AW13 DPXY	48KB AW13 FVXY	48KB AW13 FVPY	■
G 3/8 o.	21	67	26	9					Standard	48KB AW17 DPX	48KB AW17 FVX	48KB AW17 FVP	■
									blue	48KB AW17 DPXB	48KB AW17 FVXB	48KB AW17 FVPB	■
									green	48KB AW17 DPXG	48KB AW17 FVXG	48KB AW17 FVPG	■
									red	48KB AW17 DPXR	48KB AW17 FVXR	48KB AW17 FVPR	■
									yellow	48KB AW17 DPXY	48KB AW17 FVXY	48KB AW17 FVPY	■



Male Thread

Couplings

RECTUS Series 48KB

	Connection A	Hex SW	L mm	D mm	L1 mm	L2 mm	Hex1 SW1	B mm	G mm	Color Sleeve	Rectu POM Part Number	Rectu CHEM Part Number	Rectu CHEM+ Part Number	DS
 <p>Male Thread</p>	G 1/2 o.	21	73,5	26	12					Standard	48KB AW21 DPX	48KB AW21 FVX	48KB AW21 FVP	■
										blue	48KB AW21 DPXB	48KB AW21 FVXB	48KB AW21 FVPB	■
										green	48KB AW21 DPXG	48KB AW21 FVXG	48KB AW21 FVPG	■
										red	48KB AW21 DPXR	48KB AW21 FVXR	48KB AW21 FVPR	■
										yellow	48KB AW21 DPXY	48KB AW21 FVXY	48KB AW21 FVPY	■
 <p>Female Thread</p>	G 1/4 i.	21	63,5	26	10					Standard	48KB IW13 DPX	48KB IW13 FVX	48KB IW13 FVP	■
										blue	48KB IW13 DPXB	48KB IW13 FVXB	48KB IW13 FVPB	■
										green	48KB IW13 DPXG	48KB IW13 FVXG	48KB IW13 FVPG	■
										red	48KB IW13 DPXR	48KB IW13 FVXR	48KB IW13 FVPR	■
										yellow	48KB IW13 DPXY	48KB IW13 FVXY	48KB IW13 FVPY	■
	G 3/8 i.	21	63,5	26	13					Standard	48KB IW17 DPX	48KB IW17 FVX	48KB IW17 FVP	■
										blue	48KB IW17 DPXB	48KB IW17 FVXB	48KB IW17 FVPB	■
										green	48KB IW17 DPXG	48KB IW17 FVXG	48KB IW17 FVPG	■
										red	48KB IW17 DPXR	48KB IW17 FVXR	48KB IW17 FVPR	■
										yellow	48KB IW17 DPXY	48KB IW17 FVXY	48KB IW17 FVPY	■
	G 1/2 i.	21	74,5	26	13					Standard	48KB IW21 DPX	48KB IW21 FVX	48KB IW21 FVP	■
										blue	48KB IW21 DPXB	48KB IW21 FVXB	48KB IW21 FVPB	■
									green	48KB IW21 DPXG	48KB IW21 FVXG	48KB IW21 FVPG	■	
									red	48KB IW21 DPXR	48KB IW21 FVXR	48KB IW21 FVPR	■	
									yellow	48KB IW21 DPXY	48KB IW21 FVXY	48KB IW21 FVPY	■	
 <p>for PVDF- and PE-Hoses</p>	6 x 8 mm	21	80	26	21					Standard		48KB KP08 FVX	48KB KP08 FVP	■
	9 x 12 mm	21	87	26	28					Standard		48KB KP12 FVX	48KB KP12 FVP	■
	10 x 12 mm	21	87	26	28					Standard		48KB KP12 FVXS	48KB KP12 FVPS	■
 <p>Hose Barb</p>	6 mm	21	81	26	22					Standard	48KB TF06 DPX	48KB TF06 FVX	48KB TF06 FVP	■
										blue	48KB TF06 DPXB	48KB TF06 FVXB	48KB TF06 FVPB	■
										green	48KB TF06 DPXG	48KB TF06 FVXG	48KB TF06 FVPG	■
										red	48KB TF06 DPXR	48KB TF06 FVXR	48KB TF06 FVPR	■
										yellow	48KB TF06 DPXY	48KB TF06 FVXY	48KB TF06 FVPY	■
	9 mm	21	81	26	22					Standard	48KB TF09 DPX	48KB TF09 FVX	48KB TF09 FVP	■
										blue	48KB TF09 DPXB	48KB TF09 FVXB	48KB TF09 FVPB	■
										green	48KB TF09 DPXG	48KB TF09 FVXG	48KB TF09 FVPG	■
										red	48KB TF09 DPXR	48KB TF09 FVXR	48KB TF09 FVPR	■
										yellow	48KB TF09 DPXY	48KB TF09 FVXY	48KB TF09 FVPY	■
	13 mm	21	84	26	25					Standard	48KB TF13 DPX	48KB TF13 FVX	48KB TF13 FVP	■
										blue	48KB TF13 DPXB	48KB TF13 FVXB	48KB TF13 FVPB	■
										green	48KB TF13 DPXG	48KB TF13 FVXG	48KB TF13 FVPG	■
										red	48KB TF13 DPXR	48KB TF13 FVXR	48KB TF13 FVPR	■
										yellow	48KB TF13 DPXY	48KB TF13 FVXY	48KB TF13 FVPY	■

DS = Delivery Status:

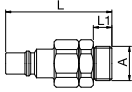
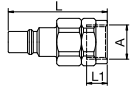
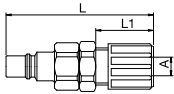
■ in stock

□ on short call

□ medium term delivery

Valved Plugs

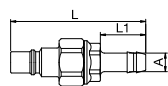
RECTUS Series 48SB

Connection A	Hex SW	L mm	D mm	L1 mm	L2 mm	Hex1 SW1	B mm	G mm	Color	Rectu POM Part Number	Rectu CHEM Part Number	Rectu CHEM+ Part Number	DS	
 <p>Male Thread</p>	G 1/4 o.	21	55	9					Standard	48SB AW13 DPX	48SB AW13 FVX	48SB AW13 FVP	☐	
									blue	48SB AW13 DPXB	48SB AW13 FVXB	48SB AW13 FVPB	☐	
									green	48SB AW13 DPXG	48SB AW13 FVXG	48SB AW13 FVPG	☐	
									red	48SB AW13 DPXR	48SB AW13 FVXR	48SB AW13 FVPR	☐	
										yellow	48SB AW13 DPXY	48SB AW13 FVXY	48SB AW13 FVPY	☐
										Standard	48SB AW17 DPX	48SB AW17 FVX	48SB AW17 FVP	☐
										blue	48SB AW17 DPXB	48SB AW17 FVXB	48SB AW17 FVPB	☐
										green	48SB AW17 DPXG	48SB AW17 FVXG	48SB AW17 FVPG	☐
										red	48SB AW17 DPXR	48SB AW17 FVXR	48SB AW17 FVPR	☐
										yellow	48SB AW17 DPXY	48SB AW17 FVXY	48SB AW17 FVPY	☐
										Standard	48SB AW21 DPX	48SB AW21 FVX	48SB AW21 FVP	☐
										blue	48SB AW21 DPXB	48SB AW21 FVXB	48SB AW21 FVPB	☐
									green	48SB AW21 DPXG	48SB AW21 FVXG	48SB AW21 FVPG	☐	
									red	48SB AW21 DPXR	48SB AW21 FVXR	48SB AW21 FVPR	☐	
									yellow	48SB AW21 DPXY	48SB AW21 FVXY	48SB AW21 FVPY	☐	
									Standard	48SB IW13 DPX	48SB IW13 FVX	48SB IW13 FVP	☐	
 <p>Female Thread</p>	G 1/4 i.	21	48	10					Standard	48SB IW13 DPX	48SB IW13 FVX	48SB IW13 FVP	☐	
									blue	48SB IW13 DPXB	48SB IW13 FVXB	48SB IW13 FVPB	☐	
									green	48SB IW13 DPXG	48SB IW13 FVXG	48SB IW13 FVPG	☐	
									red	48SB IW13 DPXR	48SB IW13 FVXR	48SB IW13 FVPR	☐	
										yellow	48SB IW13 DPXY	48SB IW13 FVXY	48SB IW13 FVPY	☐
										Standard	48SB IW17 DPX	48SB IW17 FVX	48SB IW17 FVP	☐
										blue	48SB IW17 DPXB	48SB IW17 FVXB	48SB IW17 FVPB	☐
										green	48SB IW17 DPXG	48SB IW17 FVXG	48SB IW17 FVPG	☐
										red	48SB IW17 DPXR	48SB IW17 FVXR	48SB IW17 FVPR	☐
										yellow	48SB IW17 DPXY	48SB IW17 FVXY	48SB IW17 FVPY	☐
										Standard	48SB IW21 DPX	48SB IW21 FVX	48SB IW21 FVP	☐
										blue	48SB IW21 DPXB	48SB IW21 FVXB	48SB IW21 FVPB	☐
									green	48SB IW21 DPXG	48SB IW21 FVXG	48SB IW21 FVPG	☐	
									red	48SB IW21 DPXR	48SB IW21 FVXR	48SB IW21 FVPR	☐	
									yellow	48SB IW21 DPXY	48SB IW21 FVXY	48SB IW21 FVPY	☐	
									Standard	48SB KP08 FVX	48SB KP08 FVP	☐		
 <p>for PVDF- and PE-Hoses</p>	6 x 8 mm	21	64,5	21					Standard		48SB KP08 FVX	48SB KP08 FVP	☐	
									Standard		48SB KP12 FVX	48SB KP12 FVP	☐	
									Standard		48SB KP12 FVXS	48SB KP12 FVPS	☐	
									Standard					
	9 x 12 mm	21	71,5	28					Standard		48SB KP12 FVX	48SB KP12 FVP	☐	
									Standard					
									Standard					
									Standard					
	10 x 12 mm	21	71,5	28					Standard		48SB KP12 FVXS	48SB KP12 FVPS	☐	
									Standard					
									Standard					
									Standard					

Valved Plugs

RECTUS Series 48SB

Connection A	Hex SW	L mm	D mm	L1 mm	L2 mm	Hex1 SW1	B mm	G mm	Color	Rectu POM Part Number	Rectu CHEM Part Number	Rectu CHEM+ Part Number	DS
6 mm	21	65,5		22					Standard	48SB TF06 DPX	48SB TF06 FVX	48SB TF06 FVP	■
									blue	48SB TF06 DPXB	48SB TF06 FVXB	48SB TF06 FVPB	■
									green	48SB TF06 DPXG	48SB TF06 FVXG	48SB TF06 FVPG	■
									red	48SB TF06 DPXR	48SB TF06 FVXR	48SB TF06 FVPR	■
									yellow	48SB TF06 DPXY	48SB TF06 FVXY	48SB TF06 FVPY	■
9 mm	21	65,5		22					Standard	48SB TF09 DPX	48SB TF09 FVX	48SB TF09 FVP	■
									blue	48SB TF09 DPXB	48SB TF09 FVXB	48SB TF09 FVPB	■
									green	48SB TF09 DPXG	48SB TF09 FVXG	48SB TF09 FVPG	■
									red	48SB TF09 DPXR	48SB TF09 FVXR	48SB TF09 FVPR	■
									yellow	48SB TF09 DPXY	48SB TF09 FVXY	48SB TF09 FVPY	■
13 mm	21	68,5		25					Standard	48SB TF13 DPX	48SB TF13 FVX	48SB TF13 FVP	■
									blue	48SB TF13 DPXB	48SB TF13 FVXB	48SB TF13 FVPB	■
									green	48SB TF13 DPXG	48SB TF13 FVXG	48SB TF13 FVPG	■
									red	48SB TF13 DPXR	48SB TF13 FVXR	48SB TF13 FVPR	■
									yellow	48SB TF13 DPXY	48SB TF13 FVXY	48SB TF13 FVPY	■

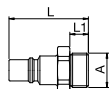


Hose Barb

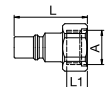
Plugs

RECTUS Series 48SF

Connection A	Hex SW	L mm	D mm	L1 mm	L2 mm	Hex1 SW1	B mm	G mm	Color	Rectu POM Part Number	Rectu CHEM Part Number	Rectu CHEM+ Part Number	DS
G 1/4 o.	17	38,5		9					Standard	48SF AW13 DXX	48SF AW13 FXX		■
									blue	48SF AW13 DPXB	48SF AW13 FVXB		■
									green	48SF AW13 DPXG	48SF AW13 FVXG		■
									red	48SF AW13 DPXR	48SF AW13 FVXR		■
									yellow	48SF AW13 DPXY	48SF AW13 FVXY		■
G 3/8 o.	21	38,5		9					Standard	48SF AW17 DXX	48SF AW17 FXX		■
									blue	48SF AW17 DPXB	48SF AW17 FVXB		■
									green	48SF AW17 DPXG	48SF AW17 FVXG		■
									red	48SF AW17 DPXR	48SF AW17 FVXR		■
									yellow	48SF AW17 DPXY	48SF AW17 FVXY		■
G 1/2 o.	21	41,5		12					Standard	48SF AW21 DXX	48SF AW21 FXX		■
									blue	48SF AW21 DPXB	48SF AW21 FVXB		■
									green	48SF AW21 DPXG	48SF AW21 FVXG		■
									red	48SF AW21 DPXR	48SF AW21 FVXR		■
									yellow	48SF AW21 DPXY	48SF AW21 FVXY		■
G 1/4 i.	17	38,5		9					Standard	48SF IW13 DXX	48SF IW13 FXX		■
									blue	48SF IW13 DPXB	48SF IW13 FVXB		■
									green	48SF IW13 DPXG	48SF IW13 FVXG		■
									red	48SF IW13 DPXR	48SF IW13 FVXR		■
									yellow	48SF IW13 DPXY	48SF IW13 FVXY		■



Male Thread



Female Thread

DS = Delivery Status:


■ in stock

□ on short call

□ medium term delivery

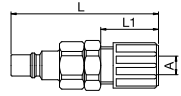
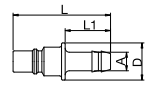
Plugs

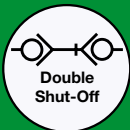
RECTUS Series 48SF

	Connection A	Hex SW	L mm	D mm	L1 mm	L2 mm	Hex1 SW1	B mm	G mm	Color	Rectu POM Part Number	Rectu CHEM Part Number	Rectu CHEM+ Part Number	DS	
 <p>Female Thread</p>	G 3/8 i.	21	35,5	10						Standard	48SF IW17 DXX	48SF IW17 FXX		■	
										blue	48SF IW17 DXXB	48SF IW17 FXXB		■	
										green	48SF IW17 DXXG	48SF IW17 FXXG		■	
										red	48SF IW17 DXXR	48SF IW17 FXXR		■	
										yellow	48SF IW17 DXXY	48SF IW17 FXXY		■	
	G 1/2 i.	24	38,5	13							Standard	48SF IW21 DXX	48SF IW21 FXX		■
											blue	48SF IW21 DPXB	48SF IW21 FVXB		■
											green	48SF IW21 DPXG	48SF IW21 FVXG		■
											red	48SF IW21 DPXR	48SF IW21 FVXR		■
											yellow	48SF IW21 DPXY	48SF IW21 FVXY		■

Plugs

RECTUS Series 48SF

	Connection A	Hex SW	L mm	D mm	L1 mm	L2 mm	Hex1 SW1	B mm	G mm	Color	Rectu POM Part Number	Rectu CHEM Part Number	Rectu CHEM+ Part Number	DS	
 <p>for PVDF- and PE-Hoses</p>	6 x 8 mm	21	64,5	21								48SF KP08 FVX		■	
	9 x 12 mm	21	71,5	28									48SF KP12 FVX		■
	10 x 12 mm	21	71,5	28									48SF KP12 FVXS		■
 <p>Hose Barb</p>	6 mm		47	18	22					Standard	48SF TF06 DXX	48SF TF06 FXX		■	
										blue	48SF TF06 DPXB	48SF TF06 FVXB		■	
										green	48SF TF06 DPXG	48SF TF06 FVXG		■	
										red	48SF TF06 DPXR	48SF TF06 FVXR		■	
										yellow	48SF TF06 DPXY	48SF TF06 FVXY		■	
	9 mm		47	18	22						Standard	48SF TF09 DXX	48SF TF09 FXX		■
											blue	48SF TF09 DPXB	48SF TF09 FVXB		■
											green	48SF TF09 DPXG	48SF TF09 FVXG		■
											red	48SF TF09 DPXR	48SF TF09 FVXR		■
											yellow	48SF TF09 DPXY	48SF TF09 FVXY		■
	13 mm		50	18	25						Standard	48SF TF13 DXX	48SF TF13 FXX		■
											blue	48SF TF13 DPXB	48SF TF13 FVXB		■
											green	48SF TF13 DPXG	48SF TF13 FVXG		■
											red	48SF TF13 DPXR	48SF TF13 FVXR		■
											yellow	48SF TF13 DPXY	48SF TF13 FVXY		■



Nominal Diameter

4.3 = 15 mm²

RECTUS Series

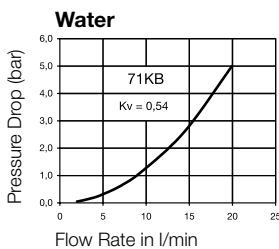
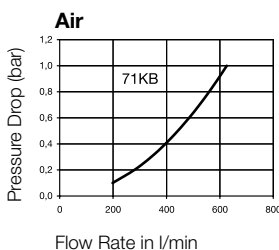
71KB



actual size

**Technical Description**

The 71KB series is a double shut-off hydraulic coupling used for liquid media. The plug profile is manufactured in accordance with ISO-7241-1, series B. All versions mentioned below are manufactured from non-rusting stainless steel or POM. This coupling requires two handed operation (the sleeve must be manually pulled back when connecting).

Chart**Advantages**

Simple, yet rugged construction guarantees the highest safety.

Working Pressure

PB = 15 bar (at 50°C)
maximum static working pressure with safety factor of 4 to 1.

Working Temperature*

-20°C up to +90°C (NBR)
-40°C up to +90°C (EPDM)
-15°C up to +90°C (FKM)
depending on the medium.

*At a temperature below -20°C and above +90°C special seals are available on request.

Material**Coupling**

Valve Body
Sleeve
Valve
Spring and Locking Ring
Locking Balls
Seals
Spring Plate

Standard

POM, white
POM, white
AISI 303
AISI 301
AISI 316
NBR
AISI 301

Plug

Plug Profile
Valve
Spring
Seal
Spring Plate

POM, white
AISI 303
AISI 301
NBR
AISI 301

You will find the following alternative versions in our current catalogue on page:

- ▶ Stainless Steel Double Shut-off P. 204
- ▶ Medium-/High-Pressure TIB P. 412

Coupling**RECTUS Series 71KB**

	Connection A	Hex SW	L mm	D mm	L1 mm	L2 mm	Hex1 SW1	B mm	G mm	Version	Part Number	DS	
<p>Female Thread</p>	G 1/8	14	48,5	25	7					Standard	71KB IW10 DPX	■ □	

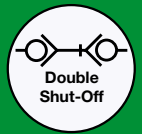
Valved Plug**RECTUS Series 71KB**

	Connection A	Hex SW	L mm	D mm	L1 mm	L2 mm	Hex1 SW1	B mm	G mm	Version	Part Number	DS	
<p>Female Thread</p>	G 1/8	14	29,5		7					Standard	71SB IW10 DPX	■ □	

DS = Delivery Status: ■ in stock

□ on short call

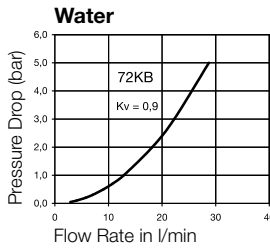
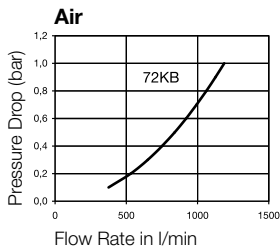
□ medium term delivery



Technical Description

The 72KB series is a double shut-off hydraulic coupling used for liquid media. The plug profile is manufactured in accordance with ISO-7241-1, series B. All versions mentioned below are manufactured from non-rusting stainless steel or POM. This coupling requires two handed operation (the sleeve must be manually pulled back when connecting).

Chart



Advantages

Simple, yet rugged construction guarantees the highest safety.

Working Pressure

PB = 15 bar (at 50°C)
maximum static working pressure with safety factor of 4 to 1.

Working Temperature*

-20°C up to +90°C (NBR)
-40°C up to +90°C (EPDM)
-15°C up to +90°C (FKM)
0°C up to +90°C (FFKM)
depending on the medium.

*At a temperature below -20°C and above +90°C special seals are available on request.

Material

Coupling
Valve Body
Sleeve
Valve
Spring and Locking Ring
Locking Balls
Seals
Spring Plate

Plug

Plug Profile
Valve
Spring
Spring Plate
Seal

Standard

POM, white
POM, white
AISI 303
AISI 301
AISI 316
NBR
AISI 301

POM, white
AISI 303
AISI 301
AISI 301
NBR



You will find the following alternative versions in our current catalogue on page:

- ▶ Stainless Steel Double Shut-off P. 205
- ▶ Medium-/High-Pressure TIB P. 413

Coupling

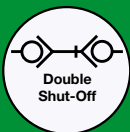
RECTUS Series 72KB

	Connection A	Hex SW	L mm	D mm	L1 mm	L2 mm	Hex1 SW1	B mm	G mm	Version	Part Number	DS
<p>Female Thread</p>	G 1/4	19	57,5	25	10					Standard	72KB IW13 DPX	■

Valved Plug

RECTUS Series 72KB

	Connection A	Hex SW	L mm	D mm	L1 mm	L2 mm	Hex1 SW1	B mm	G mm	Version	Part Number	DS
<p>Female Thread</p>	G 1/4	19	35		10					Standard	72SB IW13 DPX	■



Nominal Diameter

7.5 = 44 mm²

RECTUS Series

73KB

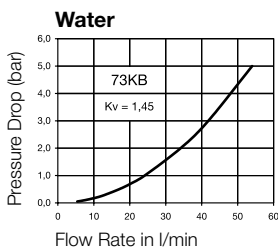
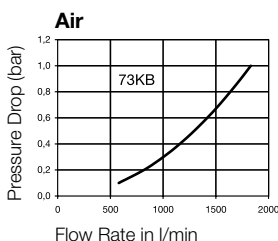


You will find the following alternative versions in our current catalogue on page:

- ▶ Stainless Steel Double Shut-off P. 206
- ▶ Medium-/High-Pressure TIB P. 416

Technical Description

The 73KB series is a double shut-off hydraulic coupling used for liquid media. The plug profile is manufactured in accordance with ISO-7421-1, series B. All versions mentioned below are manufactured from non-rusting materials.

Chart**Advantages**

Simple, yet rugged construction guarantees the highest safety.

Working Pressure

PB = 15 bar (at 50°C)
maximum static working pressure with safety factor of 4 to 1.

Working Temperature*

-20°C up to +90°C (NBR)
-40°C up to +90°C (EPDM)
-15°C up to +90°C (FKM)
0°C up to 90°C (FFKM)
depending on the medium.

*At a temperature below -20°C and above +90°C special seals are available on request.

Material**Coupling**

Back Body
Sleeve
Valve
Spring and Locking Ring
Locking Balls
Seals
Spring Plate

Standard

POM, white
POM, white
AISI 303
AISI 301
AISI 316
NBR
AISI 301

Plug

Plug Profile
Valve
Spring
Spring Plate
Seal

POM, white
AISI 303
AISI 301
AISI 301
NBR

Coupling**RECTUS Series 73KB**

	Connection A	Hex SW	L mm	D mm	L1 mm	L2 mm	Hex1 SW1	B mm	G mm	Version	Part Number	DS	
												DS	
<p>Female Thread</p>	G 3/8	22	64	35	11,5					Standard	73KB IW17 DPX	■	

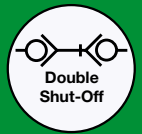
Valved Plug**RECTUS Series 73KB**

	Connection A	Hex SW	L mm	D mm	L1 mm	L2 mm	Hex1 SW1	B mm	G mm	Version	Part Number	DS	
												DS	
<p>Female Thread</p>	G 3/8	22	39		11,5					Standard	73SB IW17 DPX	■	

DS = Delivery Status: ■ in stock

□ on short call

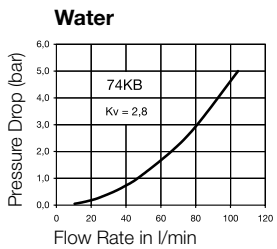
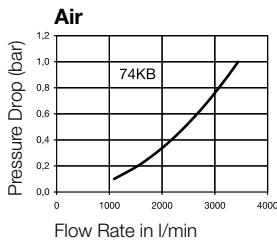
▣ medium term delivery



Technical Description

The 74KB series is a double shut-off hydraulic coupling used for liquid media. The plug profile is manufactured in accordance with ISO-7421-1, series B. All versions mentioned below are manufactured from non-rusting stainless steel or POM. This coupling requires two handed operation (the sleeve must be manually pulled back when connecting).

Chart



Advantages

Simple, yet rugged construction guarantees the highest safety.

Working Pressure

PB = 10 bar (at 50°C), maximum static working pressure with safety factor of 4 to 1.

Working Temperature*

-20°C bis +90°C (NBR)
-40°C bis +90 (EPDM)
-15°C bis +90°C (FKM)
0°C bis +90°C (FFKM)
depending on the medium.

*At a temperature below -20°C and above +90°C special seals are available on request.

Material

Coupling
Valve Body
Sleeve
Valve
Spring and Locking Ring
Locking Balls
Seals
Spring Plate

Standard

POM, white
POM, white
AISI 303
AISI 301
AISI 316
NBR
AISI 301

Plug

Plug Profile
Valve
Spring
Spring Plate
Seal
POM, white
AISI 303
AISI 301
AISI 301
NBR



75% of actual size

You will find the following alternative versions in our current catalogue on page:

- ▶ Stainless Steel Double Shut-off P. 207
- ▶ Medium-/High-Pressure TIB P. 419

Coupling

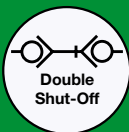
RECTUS Series 74KB

	Connection A	Hex SW	L mm	D mm	L1 mm	L2 mm	Hex1 SW1	B mm	G mm	Version	Part Number	DS
<p>Female Thread</p>	G 1/2	27	76	44,5	16					Standard	74KB IW21 DPX	■

Valved Plug

RECTUS Series 74KB

	Connection A	Hex SW	L mm	D mm	L1 mm	L2 mm	Hex1 SW1	B mm	G mm	Version	Part Number	DS
<p>Female Thread</p>	G 1/2	27	48		16					Standard	74SB IW21 DPX	■



Nominal Diameter

13 = 133 mm²

RECTUS Series

75KB


55% of actual size



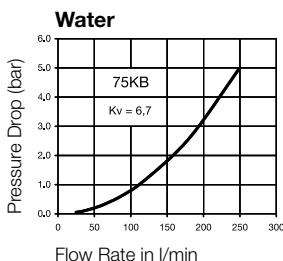
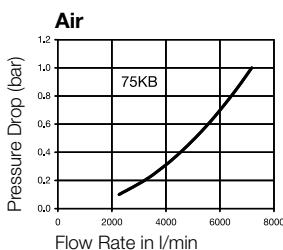
You will find the following alternative versions in our current catalogue on page:

- ▶ Stainless Steel Double Shut-off P. 208
- ▶ Medium-/High-Pressure TIB P. 422

Technical Description

The 75KB series is a double shut-off hydraulic coupling used for liquid media. The plug profile is manufactured in accordance with ISO-7421-1, series B. All versions mentioned below are manufactured from non-rusting stainless steel or POM. This coupling requires two handed operation (the sleeve must be manually pulled back when connecting).

Chart



Advantages

Simple, yet rugged construction guarantees the highest safety.

Material

Coupling

Valve Body
Sleeve
Valve
Spring and Locking Ring
Locking Balls
Seals
Spring Plate

Plug

Plug Profile
Valve
Spring
Spring Plate
Seal

Working Pressure

PB = 10 bar (at 50°C), maximum static working pressure with safety factor of 4 to 1.

Working Temperature*

-20°C up to +90°C (NBR)
-40°C up to +90 (EPDM)
-15°C up to +90°C (FKM)
0°C up to + 90°C (FFKM)
depending on the medium.

*At a temperature below -20°C and above +90°C special seals are available on request.

Standard

POM, white
POM, white
AISI 303
AISI 301
AISI 316
NBR
AISI 301

POM, white
AISI 303
AISI 301
AISI 301
NBR

Coupling

RECTUS Series 75KB

	Connection A	Hex SW	L mm	D mm	L1 mm	L2 mm	Hex1 SW1	B mm	G mm	Version	Part Number	DS
<p>Female Thread</p>	G 3/4	34	96	55	24					Standard	75KB IW26 DPX	■

Valved Plug

RECTUS Series 75KB

	Connection A	Hex SW	L mm	D mm	L1 mm	L2 mm	Hex1 SW1	B mm	G mm	Version	Part Number	DS
<p>Female Thread</p>	G 3/4	36	60	24						Standard	75SB IW26 DPX	■

DS = Delivery Status: ■ in stock

□ on short call

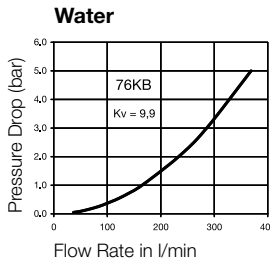
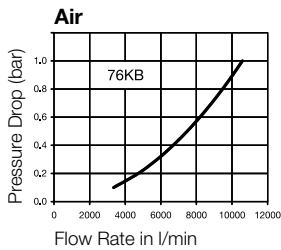
▣ medium term delivery



Technical Description

The 76KB series is a double shut-off hydraulic coupling used for liquid media. The plug profile is manufactured in accordance with ISO-7421-1, series B. All versions mentioned below are manufactured from non-rusting stainless steel or POM. This coupling requires two handed operation (the sleeve must be manually pulled back when connecting).

Chart



Advantages

Simple, yet rugged construction guarantees the highest safety.

Working Pressure

PB = 10 bar (at 50°C), maximum static working pressure with safety factor of 4 to 1.

Working Temperature*

-20°C up to +90°C (NBR)
 -40°C up to +90°C (EPDM)
 -15°C up to +90°C (FKM)
 0°C up to +90°C (FFKM)
 depending on the medium

*At a temperature below -20°C and above +90°C special seals are available on request.

Material

Coupling
 Valve Body
 Sleeve
 Valve
 Spring and Locking Ring
 Locking Balls
 Seals
 Spring Plate, Locking Ring

Plug

Plug Profile
 Valve
 Spring
 Spring Plate
 Seal

Standard

POM, white
 POM, white
 AISI 303
 AISI 316 Ti

 AISI 316
 NBR
 AISI 301

POM, white
 AISI 303
 AISI 316 Ti
 AISI 301
 NBR



45% of actual size

You will find the following alternative versions in our current catalogue on page:

- ▶ Stainless Steel Double Shut-off P. 209
- ▶ Medium-/High-Pressure P. 425

Coupling

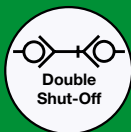
RECTUS Series 76KB

	Connection A	Hex	L	D	L1	L2	Hex1	B	G	Version	Part Number	DS
		SW	mm	mm	mm	mm	SW1	mm	mm			
<p>Female Thread</p>	G 1	41	105,5	62	24					Standard	76KB IW33 DPX	<input checked="" type="checkbox"/>

Valved Plug

RECTUS Series 76KB

	Connection A	Hex	L	D	L1	L2	Hex1	B	G	Version	Part Number	DS
		SW	mm	mm	mm	mm	SW1	mm	mm			
<p>Female Thread</p>	G 1	41	65		24					Standard	76SB IW33 DPX	<input checked="" type="checkbox"/>



Nominal Diameter

30 = 707 mm²

RECTUS Series

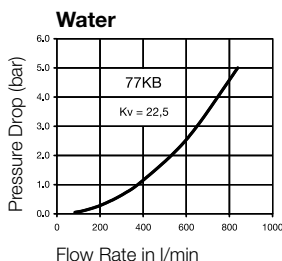
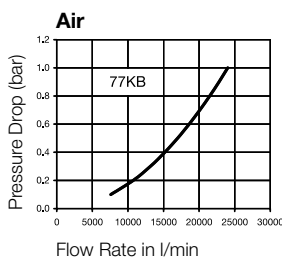
77KB



35% of actual size

**Technical Description**

The 77KB series is a double shut-off hydraulic coupling used for liquid media. The plug profile is manufactured in accordance with ISO-7421-1, series B. All versions mentioned below are manufactured from non-rusting stainless steel or POM. This coupling requires two handed operation (the sleeve must be manually pulled back when connecting).

Chart**Advantages**

Simple, yet rugged construction guarantees the highest safety.

Working Pressure

PB = 10 bar (at 50°C), maximum static working pressure with safety factor of 4 to 1.

Working Temperature*

-20°C up to +90°C (NBR)
-40°C up to +90°C (EPDM)
-15°C up to +90°C (FKM)
0°C up to +90°C (FFKM)
depending on the medium

*At a temperature below -20°C and above +90°C special seals are available on request.

Material**Coupling**

Valve Body
Sleeve
Valve
Spring and Locking Ring
Locking Balls
Seals
Spring Plate, Locking Ring

Standard

POM, white
POM, white
AISI 303
AISI 316 Ti
AISI 316
NBR
AISI 301

Plug

Plug Profile
Valve
Spring
Spring Plate
Seal

POM, white
AISI 303
AISI 316 Ti
AISI 301
NBR

Coupling**RECTUS Series 77KB**

	Connection A	Hex SW	L mm	D mm	L1 mm	L2 mm	Hex1 SW1	B mm	G mm	Version	Part Number	DS
 Female Thread	G 1 1/2 i.	60	133	76	23					Standard	77KB IW48 DEXS-01	<input checked="" type="checkbox"/>
												<input type="checkbox"/>

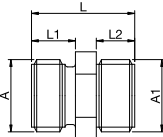
Valved Plug**RECTUS Series 77KB**

	Connection A	Hex SW	L mm	D mm	L1 mm	L2 mm	Hex1 SW1	B mm	G mm	Version	Part Number	DS
 Female Thread	G 1 1/2 i.	60	132		23					Standard	77SB IW48 DPX	<input checked="" type="checkbox"/>
												<input type="checkbox"/>

DS = Delivery Status: in stock on short call medium term delivery

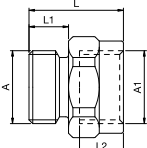
Male x Male Nipple

RECTUS Fittings

	Connection A	Hex SW	L mm	L1 mm	L2 mm	L3 mm	Hex1 SW1	B mm	G mm	Rectu POM Part Number	Rectu CHEM Part Number	DS
	G 1/4 x G 1/8	14	19	8	7					DN 13/10DX	DN 13/10FX	☐
	G 1/4 x G 1/4	14	19	8	7					DN 13/13DX	DN 13/13FX	■
	G 3/8 x G 1/4	17	28,5	9	9					DN 17/13DX	DN 17/13FX	■
	G 3/8 x G 3/8	21	25	9	9					DN 17/17DX	DN 17/17FX	■
	G 3/8 x G 1/2	21	31,5	9	12					DN 17/21DX	DN 17/21FX	■

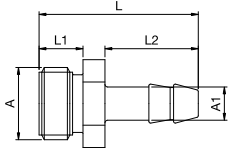
Male x Female Nipple

RECTUS Fittings

	Connection A	Hex SW	L mm	L1 mm	L2 mm	L3 mm	Hex1 SW1	B mm	G mm	Rectu POM Part Number	Rectu CHEM Part Number	DS
	G 1/4 x G 1/8	14	22	8	8					RL 13/10DX	RL 13/10FX	■
	G 1/4 x G 1/4	17	25	8	10					RL 13/13DX	RL 13/13FX	■
	G 3/8 x G 1/4	17	21,5	9	10					RL 17/13DX	RL 17/13FX	■
	G 3/8 x G 3/8	21	21,5	9	10					RL 17/17DX	RL 17/17FX	■
	G 3/8 x G 1/2	17	32,5	9	13					RL 17/21DX	RL 17/21FX	■

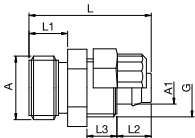
Hose Tale Adaptor

RECTUS Fittings

	Connection A	Hex SW	L mm	L1 mm	L2 mm	L3 mm	Hex1 SW1	B mm	G mm	Rectu POM Part Number	Rectu CHEM Part Number	DS
	G 1/4 x 4 mm	14	29	8	17					GT 13/04DX	GT 13/04FX	■
	G 1/4 x 6 mm	14	29	8	17					GT 13/06DX	GT 13/06FX	■
	G 3/8 x 6 mm	17	39	9	22					GT 17/06DX	GT 17/06FX	■
	G 3/8 x 9 mm	17	39	9	22					GT 17/09DX	GT 17/09FX	■
	G 3/8 x 10 mm	17	39	9	22					GT 17/10DX		■
	G 3/8 x 13 mm	17	42	9	25					GT 17/13DX	GT 17/13FX	■

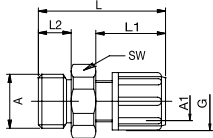
Plastic Screw Connector

RECTUS Fittings

	Connection A	Hex SW	L mm	L1 mm	L2 mm	L3 mm	Conn. A1 mm	G mm	Rectu POM Part Number	Rectu CHEM Part Number	DS
	G 1/4	14	25	8	13		4 x 6	M 10 x 1	EV 13/06 DX	EV 13/06 FX	☐
	G 1/4	14	25	8	13		6 x 8	M 12 x 1	EV 13/08 DX	EV 13/08 FX	☐

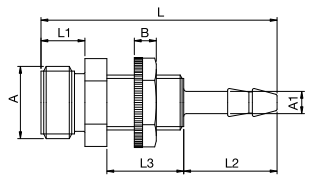
Screw Connection for PVDF or PE Hoses

RECTUS Fittings

	Connection A	Hex SW	L mm	L1 mm	L2 mm	L3 mm	Conn. A1 mm	G mm	Rectu POM Part Number	Rectu CHEM Part Number	DS
	G 1/4	17	31	17	8		4 x 6	M 10 x 1		EV 13/06 FX04	■
	G 1/4	17	35	21	8		6 x 8	M 12 x 1		EV 13/08 FX06	■
	G 3/8	22	38	21	9		6 x 8	M 12 x 1		EV 17/08 FX06	■
	G 3/8	22	45	28	9		9 x 12	M 12 x 1		EV 17/12 FX09	☐
	G 3/8	22	45	28	9		10 x 12	M 12 x 1		EV 17/12 FX10	■

Panel Mount, Standard Hose Connection

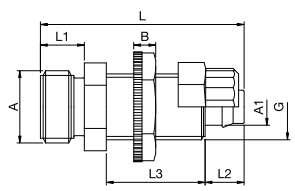
RECTUS Fittings



Connection A	Hex SW	L mm	L1 mm	L2 mm	L3 mm	Hex1 SW1	B mm	G mm	Rectu POM Part Number	Rectu CHEM Part Number	DS
G 1/4 x 4 mm	14	43	7	8	14	14	4	M 10 x 1	ET 13/04 DX	ET 13/04 FX	■ □
G 1/4 x 6 mm	14	43	8	8	14	17	4	M 12 x 1	ET 13/06 DX	ET 13/06 FX	■ □

Panel Mount, Plastic Hose Connection

RECTUS Fittings



Connection A	Hex SW	L mm	L1 mm	L2 mm	L3 mm	Hex1 SW1	B mm	G mm	Rectu POM Part Number	Rectu CHEM Part Number	DS
G 1/4 x 4 x 6 mm	14	43	7	8	14	14	4	M 10 x 1	ET 13/04 DX	ET 13/04 FX	■ □
G 1/4 x 6 x 8 mm	14	43	8	8	14	17	4	M 12 x 1	ET 13/06 DX	ET 13/06 FX	■ □

DS = Delivery Status: ■ in stock ■ □ on short call □ medium term delivery

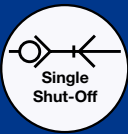


For the toughest demands.



Our thermoplastic coupling systems in series 21 and 48 help to prevent mixing of media by the use of colour coding.





Nominal Diameter

5 = 20 mm²



RECTUS Series

21KS

actual size



Technical Description

Mini industrial coupling, the world's most commonly used profile. Above average flow performance for liquid and gaseous media. It also uses an additional safety locking system. This prevents unintentional disconnection. When being disconnected, the plug must first be pushed further into the coupling before it can be disconnected.

Advantages

Small dimensions. The safety locking system prevents unauthorized disconnection.

Working Pressure

PB = 35 bar, maximum static working pressure with safety factor of 4 to 1.

Working Temperature*

-20°C up to +100°C (NBR)
 -40°C up to +120/150°C (EPDM)
 -15°C up to +200°C (FKM)
 0°C up to +316°C (FFKM)
 depending on the medium.

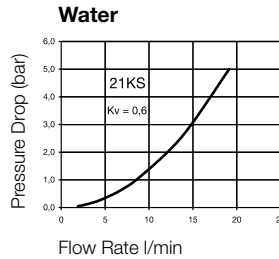
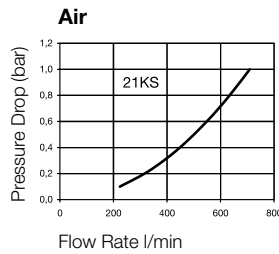
*At a temperature below -20°C and above +100°C special seals are available on request.

Dust Caps (P. 323)

for coupling Part.-No. SK16S



Chart



You will find the following alternative versions in our current catalogue on page:

- ▶ Safety Double Shut-off P. 266
- ▶ Coded Systems P. 292
- ▶ Brass/Steel P. 34
- ▶ Stainless Steel P. 173
- ▶ Thermoplastics P. 232

Material

Coupling

Back Body
 Valve Body
 Sleeve
 Valve
 Spring and Locking Rings
 Locking Balls
 Seal

Standard

Brass
 Brass
 Brass
 Brass
 AISI 301
 AISI 420
 NBR

Nickel Plated

Brass, Nickel Plated
 Brass, Nickel Plated
 Brass, Nickel Plated
 Brass
 AISI 301
 AISI 420
 NBR

Plug

Plug

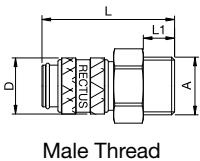
Brass

Brass, Nickel Plated

Couplings

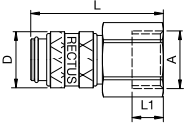
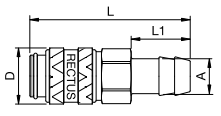
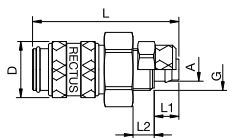
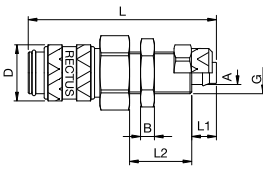
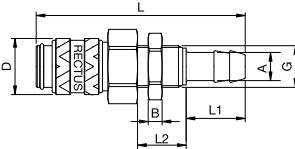
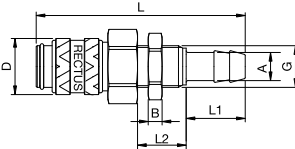
RECTUS Series 21KS

Connection A	Hex SW	L mm	D mm	L1 mm	L2 mm	Hex1 SW1	B mm	G mm	Version	Part Number	DS
G 1/8	14	36	16	7					Standard	21KS AW10 MPX	■
									Nickel Plated	21KS AW10 MPN	■□
G 1/4	17	38	16	9					Standard	21KS AW13 MPX	■
									Nickel Plated	21KS AW13 MPN	■
G 3/8	19	38	16	9					Standard	21KS AW17 MPX	■□
									Nickel Plated	21KS AW17 MPN	■□
M 12 x 1,5	17	39	16	10					Standard	21KS AD12 MPX	■□
									Nickel Plated	21KS AD12 MPN	■□
M 14 x 1,5	17	39	16	10					Standard	21KS AD14 MPX	■□
									Nickel Plated	21KS AD14 MPN	■□





ISO 8434-1

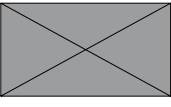
DS = Delivery Status: ■ in stock ■□ on short call □ medium term delivery

	Connection A	Hex SW	L mm	D mm	L1 mm	L2 mm	Hex1 SW1	B mm	G mm	Version	Part Number	DS
 <p>Female Thread</p>	G 1/8	14	36	16	9					Standard	21KS IW10 MPX	<input checked="" type="checkbox"/>
										Nickel Plated	21KS IW10 MPN	<input type="checkbox"/>
	G 1/4	17	38	16	9					Standard	21KS IW13 MPX	<input checked="" type="checkbox"/>
										Nickel Plated	21KS IW13 MPN	<input type="checkbox"/>
	G 3/8	19	38	16	6					Standard	21KS IW17 MPX	<input checked="" type="checkbox"/>
										Nickel Plated	21KS IW17 MPN	<input type="checkbox"/>
 <p>Hose Barb</p>	M 12 x 1,5	17	38	16	6					Standard	21KS IM12 MPX	<input checked="" type="checkbox"/>
										Nickel Plated	21KS IM12 MPN	<input type="checkbox"/>
	M 14 x 1,5	17	38	16	6					Standard	21KS IM14 MPX	<input checked="" type="checkbox"/>
										Nickel Plated	21KS IM14 MPN	<input type="checkbox"/>
	4 mm	14	46	16	17					Standard	21KS TF04 MPX	<input checked="" type="checkbox"/>
										Nickel Plated	21KS TF04 MPN	<input type="checkbox"/>
 <p>Plastic Hose Connection</p>	5 mm	14	46	16	17				Standard	21KS TF05 MPX	<input checked="" type="checkbox"/>	
										Nickel Plated	21KS TF05 MPN	<input type="checkbox"/>
	6 mm	14	46	16	17					Standard	21KS TF06 MPX	<input checked="" type="checkbox"/>
										Nickel Plated	21KS TF06 MPN	<input type="checkbox"/>
	8 mm	14	46	16	17					Standard	21KS TF08 MPX	<input checked="" type="checkbox"/>
										Nickel Plated	21KS TF08 MPN	<input type="checkbox"/>
 <p>Panel Mount, Plastic Hose Connection</p>	9 mm	14	46	16	17				Standard	21KS TF09 MPX	<input checked="" type="checkbox"/>	
										Nickel Plated	21KS TF09 MPN	<input type="checkbox"/>
	10 mm	14	46	16	17					Standard	21KS TF10 MPX	<input checked="" type="checkbox"/>
										Nickel Plated	21KS TF10 MPN	<input type="checkbox"/>
	4 x 6 mm	14	42	16	7	6			M 10 x 1	Standard	21KS KO06 MPX	<input checked="" type="checkbox"/>
										Nickel Plated	21KS KO06 MPN	<input type="checkbox"/>
 <p>Panel Mount, Hose Barb</p>	6 x 8 mm	14	42	16	7	6			M 12 x 1	Standard	21KS KO08 MPX	<input checked="" type="checkbox"/>
										Nickel Plated	21KS KO08 MPN	<input type="checkbox"/>
	4 x 6 mm	14	54	16	7	18	14	4	M 10 x 1	Standard	21KS KS06 MPX	<input checked="" type="checkbox"/>
										Nickel Plated	21KS KS06 MPN	<input type="checkbox"/>
	6 x 8 mm	17	54	16	7	18	17	4	M 12 x 1	Standard	21KS KS08 MPX	<input checked="" type="checkbox"/>
										Nickel Plated	21KS KS08 MPN	<input type="checkbox"/>
 <p>Panel Mount, Hose Barb</p>	4 mm	14	60	16	17	14	14	4	M 10 x 1	Standard	21KS TS04 MPX	<input checked="" type="checkbox"/>
										Nickel Plated	21KS TS04 MPN	<input type="checkbox"/>
	5 mm	17	60	16	17	14	17	4	M 12 x 1	Standard	21KS TS05 MPX	<input checked="" type="checkbox"/>
										Nickel Plated	21KS TS05 MPN	<input type="checkbox"/>
	6 mm	17	60	16	17	14	17	4	M 12 x 1	Standard	21KS TS06 MPX	<input checked="" type="checkbox"/>

Plugs **RECTUS Series 21KS**

	Connection A	Hex SW	L mm	D mm	L1 mm	L2 mm	Hex1 SW1	B mm	G mm	Version	Part Number	DS
 Male Thread	G 1/8	14	25		7					Standard	21SS AW10 MXX	■
										Nickel Plated	21SS AW10 MXN	■□
	G 1/4	17	28		9					Standard	21SS AW13 MXX	■
										Nickel Plated	21SS AW13 MXN	■
 Female Thread	G 1/8	14	25		8					Standard	21SS IW10 MXX	■□
										Nickel Plated	21SS IW10 MXN	■□
	G 1/4	17	25		9					Standard	21SS IW13 MXX	■
										Nickel Plated	21SS IW13 MXN	■

Plugs **RECTUS Series 21KS**

	Connection A	Hex SW	L mm	D mm	L1 mm	L2 mm	Hex1 SW1	B mm	G mm	Version	Part Number	DS
 Hose Barb	4 mm		32	9	17					Standard	21SS TF04 MXX	■□
										Nickel Plated	21SS TF04 MXN	■□
	6 mm		32	9	17					Standard	21SS TF06 MXX	■
										Nickel Plated	21SS TF06 MXN	■□
	8 mm		32	9	17					Standard	21SS TF08 MXX	■
										Nickel Plated	21SS TF08 MXN	■□
	9 mm		33	10	17					Standard	21SS TF09 MXX	■□
										Nickel Plated	21SS TF09 MXN	■□
	10 mm		33	12	17					Standard	21SS TF10 MXX	■
										Nickel Plated	21SS TF10 MXN	■□

DS = Delivery Status: ■ in stock ■□ on short call ■□ medium term delivery

**Technical Description**

The quick connect SSV21 fitting is DIN-DVGW-approved, and meets test certificate NG-4311 AQ 1414. All safety provisions and regulations according to DIN 4815 part 5 (03.88) have been complied. Supplied complete with a protective cover and operating instructions. Range of application: LPG lines in vehicles.

Advantages

The quick connect coupling can only be separated from the plug after the shut-off valve has closed. Double safety is guaranteed by the shut-off valve and the valve in the coupling.

Working Pressure


PB = 4 bar, maximum static working pressure with safety factor of 4 to 1.

Working Temperature*

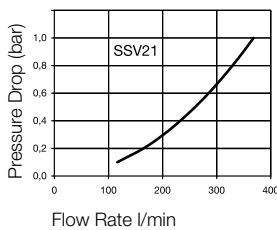
-20°C up to +100°C (NBR) depending on the medium.

In the range of DVGW authorisation:

-10°C to +70°C (ambient temperature)

**Chart**

Air

**Material****Coupling**

Back Body
Valve Body
Sleeve
Valve
Spring and Locking Ring
Locking Balls
Seals
Protection Cap
Plug

Standard

Brass
Brass
Brass
Brass
AISI 301
AISI 420
NBR
Thermoflex RAL 3000
Brass

Shut-Off Plug

Body
Membrane, O-Ring
Twist Grip
Spindle
Spring

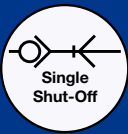
Brass
NBR
Nylon
C 40
AISI 302

Couplings with valve**RECTUS Series SSV21**

	Connection A	Hex	L	D	L1	L2	H	B	G	Version	Part Number	DS
		SW	mm	mm	mm	mm	mm	mm	mm			
 Male Thread	M 14 x 1,5	17	73	22	28		43			Standard	SSV21 AM14	<input type="checkbox"/>

Plugs**RECTUS Series SSV21**

	Connection A	Hex	L	D	L1	L2	H	B	G	Version	Part Number	DS
		SW	mm	mm	mm	mm	mm	mm	mm			
 Hose Barb	6 mm DIN		49,5	10	33,5					Standard	21SF TD06 MXX	<input type="checkbox"/>
	8 mm		36	9	21,5					Standard	21SF TZ08 MXX	<input type="checkbox"/>



Nominal Diameter

7.8 = 48 mm²



RECTUS Series

25KS

actual size



Technical Description

Safety coupling with UltraFlo technology. High flow performance. Notable for robust design and steel sleeve used with large pneumatic consumers. Additional safety locking system. This safety lock prevents unintentional disconnection. To disconnect, the plug must first be pushed further into the coupling before it can be unlocked.

Advantages

Quality coupling with small dimensions and high flow rates. Safety locking system. Double profiled plug design against wear of material during operation.

Working Temperature*

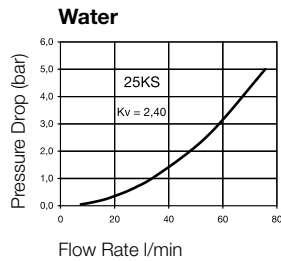
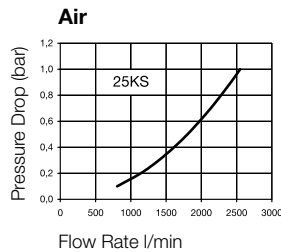
-20°C up to +100°C (NBR)
-40°C up to +120/150°C (EPDM)
-15°C up to +200°C (FKM)
0°C up to +316°C (FFKM)
depending on the medium.

*At a temperature below -20°C and above +100°C special seals are available on request.

Working Pressure

PB = 35 bar (Brass)
PB = 70 bar (with steel body and steel seal), maximum static working pressure with safety factor of 4 to 1.

Chart



You will find the following alternative versions in our current catalogue on page:

- ▶ Safety Double Shut-off P. 268
- ▶ Safety Self-Venting P. 280
- ▶ Coded Systems P. 295
- ▶ Brass/Steel P. 73
- ▶ Stainless Steel P. 180

Material Coupling

Back Body
Valve Body
Sleeve

Standard

Brass
Steel, Nickel Pl.
Steel Hardened,
Nickel Plated
Brass

Brass

Brass
Brass
Brass
Brass

Brass, Nickel Pl.

Brass, Nickel Pl.
Brass, Nickel Pl.
Brass, Nickel Pl.
Brass

Valve
Spring and
Lock Ring
Locking Balls
Seals
Distance Sleeve
Spring Plate

AISI 301
AISI 420
NBR
Brass
Brass

AISI 301
AISI 420
NBR
Brass
Brass

AISI 301
AISI 420
NBR
Brass
Brass

Plug

Plug

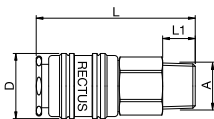
Steel Hardened,
Zinc-Plated

Brass

Brass, Nickel Pl.

Couplings

RECTUS Series 25KS



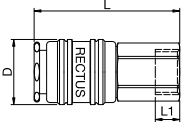
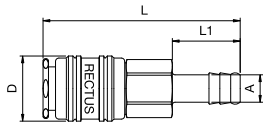
Male Thread

Connection A	Hex SW	L mm	D mm	L1 mm	L2 mm	Hex1 SW1	B mm	G mm	Version	Part Number	DS
R 1/4	19	60	23	12					Standard	25KS AK13 SPN	■ □
									Brass	25KS AK13 BPX	■ □
									Brass, Nickel Pl.	25KS AK13 BPN	■ □
R 3/8	19	60	23	12					Standard	25KS AK17 SPN	■ □
									Brass	25KS AK17 BPX	■ □
									Brass, Nickel Pl.	25KS AK17 BPN	■ □
R 1/2	22	61	23	17					Standard	25KS AK21 SPN	■ □
									Brass	25KS AK21 BPX	■ □
									Brass, Nickel Pl.	25KS AK21 BPN	■ □

DS = Delivery Status: ■ in stock □ on short call □ medium term delivery

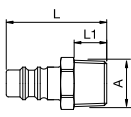
Couplings

RECTUS Series 25KS

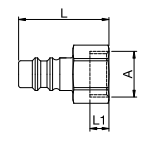
	Connection A	Hex SW	L mm	D mm	L1 mm	L2 mm	Hex1 SW1	B mm	G mm	Version	Part Number	DS	
 <p>Female Thread</p>	G 1/4	19	56	23	10					Standard	25KS IW13 SPN	<input type="checkbox"/>	
										Brass	25KS IW13 BPX	<input type="checkbox"/>	
										Brass, Nickel Pl.	25KS IW13 BPN	<input type="checkbox"/>	
	G 3/8	19	55	23	9					Standard	25KS IW17 SPN	<input type="checkbox"/>	
										Brass	25KS IW17 BPX	<input type="checkbox"/>	
										Brass, Nickel Pl.	25KS IW17 BPN	<input type="checkbox"/>	
	G 1/2	24	58	23	12					Standard	25KS IW21 SPN	<input type="checkbox"/>	
 <p>Hose Barb</p>	6 mm	19	74	23	25					Standard	25KS TF06 SPN	<input type="checkbox"/>	
	8 mm	19	74	23	25					Standard	25KS TF08 SPN	<input type="checkbox"/>	
										Brass	25KS TF08 BPX	<input type="checkbox"/>	
										Brass, Nickel Pl.	25KS TF08 BPN	<input type="checkbox"/>	
	9 mm	19	74	23	25					Standard	25KS TF09 SPN	<input type="checkbox"/>	
										Brass	25KS TF09 BPX	<input type="checkbox"/>	
										Brass, Nickel Pl.	25KS TF09 BPN	<input type="checkbox"/>	
	10 mm	19	74	23	25					Standard	25KS TF10 SPN	<input type="checkbox"/>	
										Brass	25KS TF10 BPX	<input type="checkbox"/>	
										Brass, Nickel Pl.	25KS TF10 BPN	<input type="checkbox"/>	
	13 mm	19	74	23	25					Standard	25KS TF13 SPN	<input type="checkbox"/>	
									Brass	25KS TF13 BPX	<input type="checkbox"/>		
									Brass, Nickel Pl.	25KS TF13 BPN	<input type="checkbox"/>		

Plugs

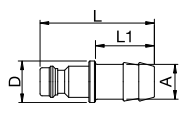
RECTUS Series 25KS

	Connection A	Hex SW	L mm	D mm	L1 mm	L2 mm	Hex1 SW1	B mm	G mm	Version	Part Number	DS
 <p>Male Thread</p>	R 1/8	13	33		9					Standard	25SS AK10 SXZ	<input type="checkbox"/>
	R 1/4	14	37		12					Standard	25SS AK13 SXZ	<input type="checkbox"/>
	G 1/4	17	33		9					Brass	26SS AW13 MXX	<input type="checkbox"/>
	G 1/4	17	33		9					Brass, Nickel Pl.	26SS AW13 MXN	<input type="checkbox"/>
	R 3/8	17	37		12					Brass	25SS AK17 SXZ	<input type="checkbox"/>
	R 1/2	22	43		17					Standard	25SS AK21 SXZ	<input type="checkbox"/>

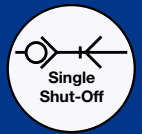
Plugs **RECTUS Series 25KS**

	Connection A	Hex SW	L mm	D mm	L1 mm	L2 mm	Hex1 SW1	B mm	G mm	Version	Part Number	DS
 <p>Female Thread</p>	G 1/4	17	33		9					Standard	25SS IW13 SXZ	■
	G 3/8	19	33		9					Standard	25SS IW17 SXZ	■
	G 1/2	24	36		12					Standard	25SS IW21 SXZ	■

Plugs **RECTUS Series 25KS**

	Connection A	Hex SW	L mm	D mm	L1 mm	L2 mm	Hex1 SW1	B mm	G mm	Version	Part Number	DS
 <p>Hose Barb</p>	6 mm		48	12	25					Standard	25SS TF06 SXZ	■
	8 mm		48	12	25					Standard	25SS TF08 SXZ	■
				48	12	25				Brass, Nickel Pl.	26SS TF08 MXN	□
	9 mm		48	12	25					Standard	25SS TF09 SXZ	■
	10 mm		48	12	25					Standard	25SS TF10 SXZ	■
	13 mm		48	15	25					Standard	25SS TF13 SXZ	□

DS = Delivery Status: ■ in stock □ on short call □ medium term delivery



Technical Description

The 28KS safety coupling is the largest version of our safety range. The plug must be pushed further into the coupling before it can be disconnected, which prevents unintentional disconnection. The plug profile conforms with the CETOP RP 59 P-15 standard.

Advantages

Single handed operation. High quality coupling made of steel. Safety locking system. High flow rate due to the UltraFlo valve. Double profiled plug design against wear of material during operation.

Working Pressure

PB = 35 bar, maximum static working pressure with safety factor of 4 to 1.

Working Temperature*

-20°C up to +100°C (NBR)
 -40°C up to +120/150°C (EPDM)
 -15°C up to +200°C (FKM)
 depending on the medium.

*At a temperature below -20°C and above +100°C special seals are available on request.



Material

Coupling

- Back Body
- Valve Body
- Sleeve
- Valve
- Spring and Locking Rings
- Locking Balls
- Seals

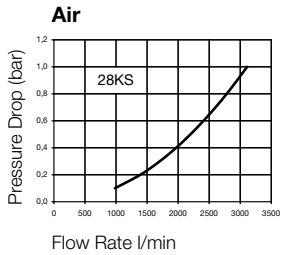
Standard

- Brass, Nickel Plated
- Steel, Nickel Plated
- Steel Hardened, Nickel Plated
- Brass
- AISI 301
- AISI 420
- NBR

Plug

- Plug
- Steel Hardened,
- Nickel Plated

Chart



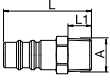
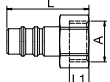
Couplings

RECTUS Series 28KS

	Connection A	Hex SW	L mm	D mm	L1 mm	L2 mm	Hex1 SW1	B mm	G mm	Version	Part Number	DS
<p>Male Thread</p>	R 1/2	24	69,5	28	17					Standard	28KS AK21 SPN	■
	R 3/4	27	69,5	28	17					Standard	28KS AK26 SPN	■
<p>Female Thread</p>	R 3/8	24	61,5	28	12					Standard	28KS IW17 SPN	■
	R 1/2	24	61,5	28	12					Standard	28KS IW21 SPN	■
	R 3/4	32	65,5	28	16					Standard	28KS IW26 SPN	■
<p>Hose Barb</p>	13 mm	24	81,5	28	25					Standard	28KS TF13 SPN	■
	16 mm	24	81,5	28	25					Standard	28KS TF16 SPN	■
	19 mm	24	81,5	28	25					Standard	28KS TF19 SPN	■

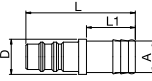
Plugs

RECTUS Series 28KS

	Connection A	Hex SW	L mm	D mm	L1 mm	L2 mm	Hex1 SW1	B mm	G mm	Version	Part Number	DS
 Male Thread	R 3/8	17	45		12					Standard	28SS AK17 SXN	■
	R 1/2	22	50		17					Standard	28SS AK21 SXN	■
 Female Thread	G 3/8	19	39		9					Standard	28SS IW17 SXN	■
	G 1/2	24	42		12					Standard	28SS IW21 SXN	■
	G 3/4	32	47		16					Standard	28SS IW26 SXN	■

Plugs

RECTUS Series 28KS

	Connection A	Hex SW	L mm	D mm	L1 mm	L2 mm	Hex1 SW1	B mm	G mm	Version	Part Number	DS
 Hose Barb	10 mm		54	15	25					Standard	28SS TF10 SXN	■
	13 mm		54	15	25					Standard	28SS TF13 SXN	■
	16 mm		56	18	25					Standard	28SS TF16 SXN	□
	19 mm		56	21	25					Standard	28SS TF19 SXN	■

DS = Delivery Status: ■ in stock

□ on short call

□ medium term delivery



Allow us to present: your new safety representative.



Our self-venting coupling system in series 26KE reliably prevents the dangerous whiplash effect.



Nominal Diameter

5 = 20 mm²

RECTUS Series

21KD



actual size



Technical Description

Mini industrial coupling, the world's most commonly used profile. Above average flow performance for liquid and gaseous media. It also uses an additional safety locking system. This prevents unintentional disconnections. When being disconnected, the plug must first be pushed further into the coupling before it can be disconnected.

Advantages

Small dimensions. The safety locking system prevents unauthorized disconnection.

Working Pressure

PB = 35 bar, maximum static working pressure with safety factor of 4 to 1.

Working Temperature*

-20°C up to +100°C (NBR)
-40°C up to +120/150°C (EPDM)
-15°C up to +200°C (FKM)
0°C up to +316°C (FFKM)
depending on the medium.

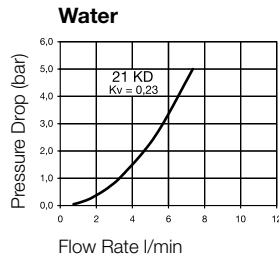
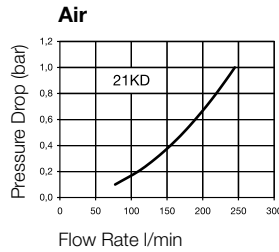
*At a temperature below -20°C and above +100°C special seals are available on request.

Dust Caps (P. 323)

for coupling Part.-No. SK16S



Chart



Material

Coupling

Back body
Valve body
Sleeve
Valve
Spring and Locking Rings
Locking Balls
Seals

Plug

Plug Profile
Back Body
Valve
Spring
Seal

Standard

Brass, Nickel Plated
Brass, Nickel Plated
Brass, Nickel Plated
Brass

AISI 301
AISI 420
NBR

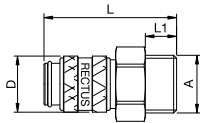
Brass, Nickel Plated
Brass, Nickel Plated
Brass
AISI 301
NBR

You will find the following alternative versions in our current catalogue on page:

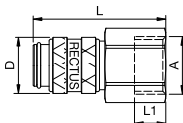
- ▶ Safety Single Shut-off P. 256
- ▶ Coded Systems P. 292
- ▶ Brass/Steel P. 34
- ▶ Stainless Steel P. 173
- ▶ Thermoplastics P. 232

Couplings

RECTUS Series 21KD



Male Thread



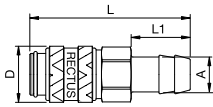
Female Thread

Connection A	Hex SW	L mm	D mm	L1 mm	L2 mm	Hex1 SW1	B mm	G mm	Version	Part Number	DS
G 1/8	14	36	16	7					Standard	21KD AW10 MPN	■ □
G 1/4	17	38	16	9					Standard	21KD AW13 MPN	■ □
G 3/8	19	38	16	9					Standard	21KD AW17 MPN	■ □
G 1/8	14	36	16	9					Standard	21KD IW10 MPN	■ □
G 1/4	17	38	16	9					Standard	21KD IW13 MPN	■ □
G 3/8	19	38	16	9					Standard	21KD IW17 MPN	■ □

DS = Delivery Status: ■ in stock □ on short call □ medium term delivery

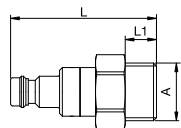
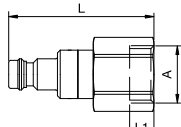
Couplings

RECTUS Series 21KD

	Connection A	Hex SW	L mm	D mm	L1 mm	L2 mm	Hex1 SW1	B mm	G mm	Version	Part Number	DS
 <p>Hose Barb</p>	6 mm	14	46	16	17					Standard	21KD TF06 MPN	<input type="checkbox"/>
	10 mm	14	46	16	17					Standard	21KD TF10 MPN	<input type="checkbox"/>

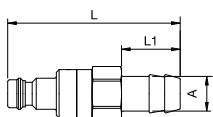
Valved Plugs

RECTUS Series 21KD

	Connection A	Hex SW	L mm	D mm	L1 mm	L2 mm	Hex1 SW1	B mm	G mm	Version	Part Number	DS
 <p>Male Thread</p>	G 1/8	14	40		7					Standard	21SD AW10 MPN	<input type="checkbox"/>
	G 1/4	17	42		9					Standard	21SD AW13 MPN	<input type="checkbox"/>
	G 3/8	19	42		9					Standard	21SD AW17 MPN	<input type="checkbox"/>
 <p>Female Thread</p>	G 1/8	14	40		7					Standard	21SD IW10 MPN	<input type="checkbox"/>
	G 1/4	17	42		7					Standard	21SD IW13 MPN	<input type="checkbox"/>

Valved Plugs

RECTUS Series 21KD

	Connection A	Hex SW	L mm	D mm	L1 mm	L2 mm	Hex1 SW1	B mm	G mm	Version	Part Number	DS
 <p>Hose Barb</p>	6 mm	14	50		17					Standard	21SD TF06 MPN	<input type="checkbox"/>
	10 mm	14	50		17					Standard	21SD TF10 MPN	<input type="checkbox"/>



Nominal Diameter

7.4 = 43 mm²

RECTUS Series

25KD



actual size

Technical Description

Safety coupling with UltraFlo technology. High flow performance. Notable for robust design and steel sleeve used with large pneumatic consumers. Additional safety locking system. This safety lock prevents unintentional disconnection. To disconnect, the plug must first be pushed further into the coupling before it can be unlocked.

Advantages

Quality coupling with small dimensions and high flow rates. Safety locking system. Double profiled plug design against wear of material during operation. Non-slip sleeve can also be operated when wearing safety gloves.

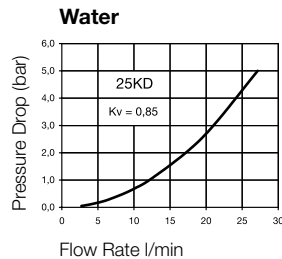
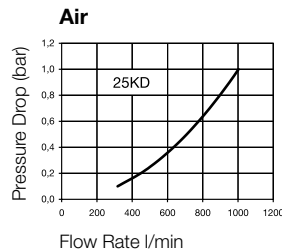
Working Temperature*

-20°C up to +100°C (NBR)
-40°C up to +120/150°C (EPDM)
-15°C up to +200°C (FKM)
0°C up to +316°C (KFFKM)
depending on the medium.

*At a temperature below -20°C and above +100°C special seals are available on request.

Working Pressure

PB = 35 bar, maximum static working pressure with safety factor of 4 to 1.

Chart

You will find the following alternative versions in our current catalogue on page:

- ▶ Safety Single Shut-off P. 260
- ▶ Safety Self-Venting P. 280
- ▶ Coded Systems P. 295
- ▶ Brass/Steel P. 73
- ▶ Stainless Steel P. 180

Material**Coupling**

Back Body
Valve Body
Sleeve
Valve
Spring and Locking Rings
Locking Balls
Seals

Standard

Brass, Nickel Plated
Brass, Nickel Plated
Brass, Nickel Plated
Brass
AISI 301
AISI 420
NBR

Plug

Plug Profile
Back Body
Valve
Spring
Seal

Brass, Nickel Plated
Brass, Nickel Plated
Brass
AISI 420
NBR

Couplings**RECTUS Series 25KD**

	Connection A	Hex SW	L mm	D mm	L1 mm	L2 mm	Hex1 SW1	B mm	G mm	Version	Part Number	DS
<p>Male Thread</p>	R 1/4	19	60	30	12					Standard	25KD AK13 BPN	■ □
	R 3/8	19	60	30	12					Standard	25KD AK17 BPN	■
	R 1/2	22	61	30	17					Standard	25KD AK21 BPN	■ □
<p>Female Thread</p>	G 1/4	19	56	30	10					Standard	25KD IW13 BPN	■
	G 3/8	19	55	30	9					Standard	25KD IW17 BPN	■ □
	G 1/2	24	58	30	12					Standard	25KD IW21 BPN	■ □

DS = Delivery Status: ■ in stock

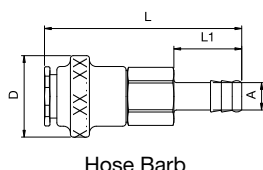
□ on short call

□ medium term delivery

Couplings

RECTUS Series 25KD

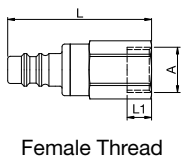
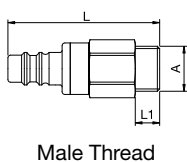
Connection A	Hex SW	L mm	D mm	L1 mm	L2 mm	Hex1 SW1	B mm	G mm	Version	Part Number	DS
6 mm	19	74	30	25					Standard	25KD TF06 BPN	<input type="checkbox"/>
8 mm	19	74	30	25					Standard	25KD TF08 BPN	<input type="checkbox"/>
9 mm	19	74	30	25					Standard	25KD TF09 BPN	<input type="checkbox"/>
10 mm	19	74	30	25					Standard	25KD TF10 BPN	<input type="checkbox"/>
13 mm	19	74	30	25					Standard	25KD TF13 BPN	<input type="checkbox"/>



Valved Plugs

RECTUS Series 25KD

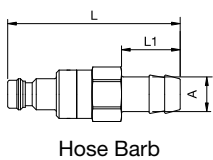
Connection A	Hex SW	L mm	D mm	L1 mm	L2 mm	Hex1 SW1	B mm	G mm	Version	Part Number	DS
G 1/4	22	43		9					Standard	25SD AW13 MPN	<input type="checkbox"/>
G 3/8	22	43		9					Standard	25SD AW17 MPN	<input type="checkbox"/>
G 1/2	22	46		12					Standard	25SD AW21 MPN	<input type="checkbox"/>
G 1/4	22	43		10					Standard	25SD IW13 MPN	<input type="checkbox"/>
G 3/8	22	43		9					Standard	25SD IW17 MPN	<input type="checkbox"/>
G 1/2	24	46		12					Standard	25SD IW21 MPN	<input type="checkbox"/>



Valved Plugs

RECTUS Series 25KD

Connection A	Hex SW	L mm	D mm	L1 mm	L2 mm	Hex1 SW1	B mm	G mm	Material	Part Number	DS
6 mm	21	60		25					Standard	25SD TF06 MPN	<input type="checkbox"/>
8 mm	21	60		25					Standard	25SD TF08 MPN	<input type="checkbox"/>
9 mm	21	60		25					Standard	25SD TF09 MPN	<input type="checkbox"/>
10 mm	21	60		25					Standard	25SD TF10 MPN	<input type="checkbox"/>
13 mm	21	60		25					Standard	25SD TF13 MPN	<input type="checkbox"/>





Self-Venting System

Nominal Diameter

5.5 = 25 mm²

RECTUS Series

14KE



90% of actual size



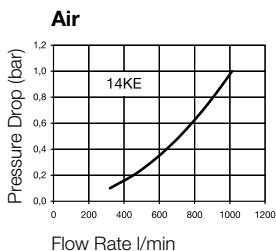
You will find the following alternative versions in our current catalogue on page:

► Brass/Steel Single Shut-off P. 44

Technical Description

The connection is made the same way as with all other quick connect coupling series, by simply pushing the plug into the coupling. The audible latching when the plug is securely in place signifies that the coupling is locked. The sleeve must be pulled back to release the first locking system before it can be disconnected. This closes the coupling valve. The compressed downstream air can now escape from the plug (hose). Pulling the sleeve back a second time releases the second locking system. The connection can now be safely undone. This self-venting coupling, designed for bleeding off trapped air, is not suitable for direct connection to compressed air tools.

Chart



Advantages

The system fulfils the requirements of ISO 4414.
 - increased safety standards in the work place
 - the plastic sleeve does not scratch working surfaces

Caution

Not recommended for direct connection to compressed air tools. Reliable functioning can only be guaranteed in conjunction with original Rectus plugs made of steel.

Material

Coupling

Back Body
 Valve Body
 Sleeve
 Valve
 Spring
 Locking Balls
 Seals
 Pins

Plug

Working Pressure

PB = 12 bar, maximum static working pressure with safety factor of 4 to 1.

Working Temperature

-20°C up to +60°C (NBR) depending on the medium.

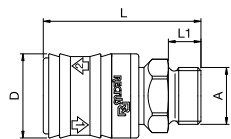
Standard

Brass, Nickel Plated
 Brass, Nickel Plated
 Thermoplastic
 Brass
 AISI 301
 AISI 420
 NBR
 AISI 420

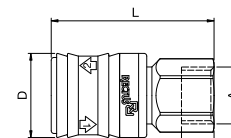
Steel Hardened, Nickel Plated

Couplings

RECTUS Series 14KE



Male Thread



Female Thread

Connection A	Hex SW	L mm	D mm	L1 mm	L2 mm	H mm	B mm	G mm	Version	Part Number	DS
R 1/4	22	58	31	9					Standard	14KE AK13 MPN	■
R 3/8	22	58	31	9					Standard	14KE AK17 MPN	■
R 1/2	24	63	31	12					Standard	14KE AK21 MPN	■
G 1/4	22		31	9					Standard	14KE IW13 MPN	■
G 3/8	22		31	9					Standard	14KE IW17 MPN	■□
G 1/2	24		31	12					Standard	14KE IW21 MPN	■

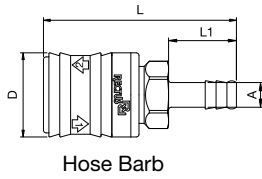
DS = Delivery Status: ■ in stock

■□ on short call

□ medium term delivery

Couplings

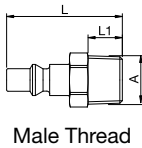
RECTUS Series 14KE



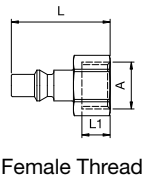
Connection A	Hex SW	L mm	D mm	L1 mm	L2 mm	H mm	B mm	G mm	Version	Part Number	DS
6 mm	22		31	25					Standard	14KE TF06 MPN	■
8 mm	22		31	25					Standard	14KE TF08 MPN	■
9 mm	22		31	25					Standard	14KE TF09 MPN	■
10 mm	22		31	25					Standard	14KE TF10 MPN	■
13 mm	22		31	25					Standard	14KE TF13 MPN	■

Plugs

RECTUS Series 22SF



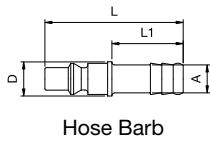
Connection A	Hex SW	L mm	D mm	L1 mm	L2 mm	H mm	B mm	G mm	Version	Part Number	DS
R 1/8	12	35		9					Standard	22SF AK10 SXN	■
R 1/4	14	41		12					Standard	22SF AK13 SXN	■
R 3/8	17	41		12					Standard	22SF AK17 SXN	■
R 1/2	22	46		17					Standard	22SF AK21 SXN	■



G 1/4	17	35		9					Standard	22SF IW13 SXN	■
G 3/8	19	35		10					Standard	22SF IW17 SXN	■
G 1/2	24	38		12					Standard	22SF IW21 SXN	■

Valved Plugs

RECTUS Series 22SF



Connection A	Hex SW	L mm	D mm	L1 mm	L2 mm	H mm	B mm	G mm	Version	Part Number	DS
6 mm		49	12	25					Standard	22SF TF06 SXN	■
8 mm		49	12	25					Standard	22SF TF08 SXN	■
9 mm		49	12	25					Standard	22SF TF09 SXN	■
10 mm		49	12	25					Standard	22SF TF10 SXN	■
13 mm		49	12	25					Standard	22SF TF13 SXN	■



Self-Venting System

Nominal Diameter

5.5 = 25 mm²

RECTUS Series

18KE



90% of actual size



You will find the following alternative versions in our current catalogue on page:

► Brass/Steel Single Shut-off P. 46

Technical Description

The 18KE series is a safety coupling with a self-venting system. When the sleeve is pulled back the plug is released, however, it still remains locked to the coupling. The coupling's valve closes while the downstream air supply line is vented simultaneously. Afterward it can be disconnected without any danger by pulling the sleeve back a second time to completely release the plug from the coupling.

Advantages

Connected in the same manner as all standard couplings – single hand operation. The venting takes place without any danger to the operators during the disconnecting process – no danger of being hit by a whipping hose that is still pressurized. The system fulfils the requirements stipulated in ISO 4414 for increased safety standards in the working place.

Working Pressure

PB = 8 bar, maximum static working pressure with safety factor of 4 to 1.

Working temperature

-20°C up to +60°C (NBR) depending on the medium.

Caution

Not recommended for direct connection to compressed air tools. Reliable functioning can only be guaranteed in conjunction with original RECTUS plugs made of steel.

Material

Coupling

- Back Body
- Valve Body
- Sleeve
- Valve
- Spring and Locking Ring
- Locking Balls
- Seals
- Pins

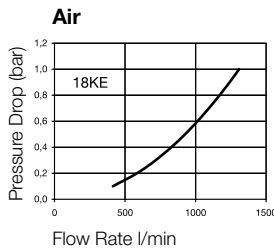
Standard

- Brass, Nickel Plated
- Steel, Nickel Plated
- Brass, Nickel Plated
- Brass
- AISI 301
- AISI 420
- NBR
- AISI 420

Plug

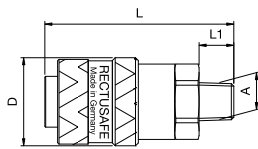
Steel Hardened, Nickel Plated

Chart

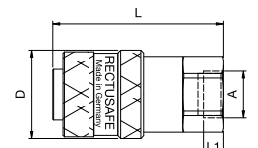


Couplings

RECTUS Series 18KE



Male Thread



Female Thread

Connection A	Hex SW	L mm	D mm	L1 mm	L2 mm	H mm	B mm	G mm	Version	Part Number	DS
R 1/4	24	67	30	12					Standard	18KE AK13 SPN	■ □
R 3/8	24	67	30	12					Standard	18KE AK17 SPN	■ □
R 1/2	24	72	30	17					Standard	18KE AK21 SPN	■
G 1/4	24	63	30	10					Standard	18KE IW13 SPN	■ □
G 3/8	24	60	30	9					Standard	18KE IW17 SPN	■ □
G 1/2	24	65	30	12					Standard	18KE IW21 SPN	■ □

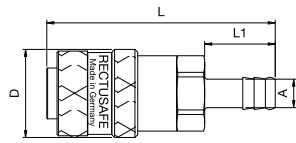
DS = Delivery Status: ■ in stock

□ on short call

□ medium term delivery

Couplings

RECTUS Series 18KE

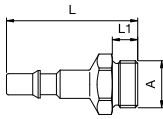


Hose Barb

Connection A	Hex SW	L mm	D mm	L1 mm	L2 mm	H mm	B mm	G mm	Version	Part Number	DS
6 mm	24	81	30	25					Standard	18KE TF06 SPN	■
8 mm	24	81	30	25					Standard	18KE TF08 SPN	■
9 mm	24	81	30	25					Standard	18KE TF09 SPN	■
10 mm	24	81	30	25					Standard	18KE TF10 SPN	■
13 mm	24	81	30	25					Standard	18KE TF13 SPN	■

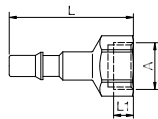
Plugs

RECTUS Series 18KE



Male Thread

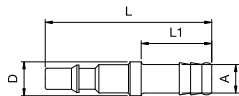
Connection A	Hex SW	L mm	D mm	L1 mm	L2 mm	H mm	B mm	G mm	Version	Part Number	DS
G 1/4	17	41		9					Standard	18SF AW13 SXN	■
G 3/8	19	41		9					Standard	18SF AW17 SXN	■
G 1/4	17	43		9					Standard	18SF IW13 SXN	■
G 3/8	19	44		9					Standard	18SF IW17 SXN	■



Female Thread

Plugs

RECTUS Series 18KE



Hose Barb

Connection A	Hex SW	L mm	D mm	L1 mm	L2 mm	H mm	B mm	G mm	Version	Part Number	DS
6 mm		56	12	25					Standard	18SF TF06 SXN	■
8 mm		56	12	25					Standard	18SF TF08 SXN	■
9 mm		56	12	25					Standard	18SF TF09 SXN	■
10 mm		56	12	25					Standard	18SF TF10 SXN	■
13 mm		56	12	25					Standard	18SF TF13 SXN	■



Self-Venting System

Nominal Diameter

5.5 = 25 mm²

RECTUS Series

23KE

85% of actual size



You will find the following alternative versions in our current catalogue on page:

► Brass/Steel Single Shut-off P. 52

Technical Description

The 23KE series is a safety coupling with a self venting system. When the sleeve is pulled back the plug is released, however, it still remains locked to the coupling. The coupling's valve closes while the downstream air supply line is vented simultaneously. Afterward it can be disconnected without any danger by pulling the sleeve back a second time to completely release the plug from the coupling.

Advantages

Connected in the same manner as all standard couplings – single hand operation. The venting takes place without any danger to the operators during the disconnecting process – no danger of being hit by a whipping hose that is still pressurized. The system fulfills the requirements stipulated in ISO 4414 for increased safety standards in the working place. Interchangeable with Rectus Series 24.

Working Pressure

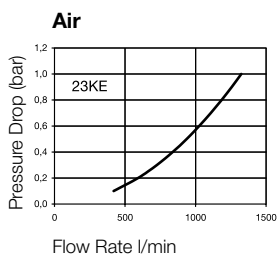
PB = 8 bar, maximum static working pressure with safety factor of 4 to 1.

Working temperature

-20°C up to +60°C (NBR) depending on the medium.

Caution

Not recommended for direct connection to compressed air tools. Reliable functioning can only be guaranteed in conjunction with original RECTUS plugs made of steel.

Chart**Material****Coupling**

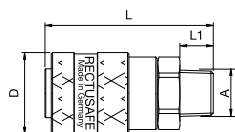
Back Body
Valve Body
Sleeve
Valve
Spring and Locking Ring
Locking Balls
Seals
Pins

Standard

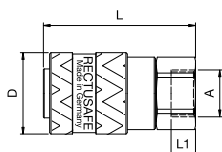
Brass, Nickel Plated
Steel, Nickel Plated
Brass, Nickel Plated
Brass
AISI 301
AISI 420
NBR
AISI 420

Plug

Steel Hardened, Nickel Plated

Couplings**RECTUS Series 23KE**

Male Thread



Female Thread

Connection A	Hex SW	L mm	D mm	L1 mm	L2 mm	H mm	B mm	G mm	Version	Part Number	DS
R 1/4	24	65	30	12					Standard	23KE AK13 SPN	■ □
R 3/8	25	65	30	12					Standard	23KE AK17 SPN	■ □
R 1/2	24	69	30	17					Standard	23KE AK21 SPN	■ □
G 1/4	24	61	30	10					Standard	23KE IW13 SPN	■ □
G 3/8	24	58	30	9					Standard	23KE IW17 SPN	■ □
G 1/2	24	63	30	10					Standard	23KE IW21 SPN	■ □

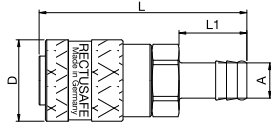
DS = Delivery Status: ■ in stock

■ □ on short call

■ □ medium term delivery

Couplings

RECTUS Series 23KE

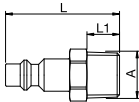


Hose Barb

Connection A	Hex SW	L mm	D mm	L1 mm	L2 mm	H mm	B mm	G mm	Version	Part Number	DS
6 mm	24	79	30	25					Standard	23KE TF06 SPN	■
8 mm	24	79	30	25					Standard	23KE TF08 SPN	■
10 mm	24	79	30	25					Standard	23KE TF10 SPN	■
13 mm	24	79	30	25					Standard	23KE TF13 SPN	■

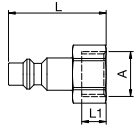
Plugs

RECTUS Series 23KE



Male Thread

Connection A	Hex SW	L mm	D mm	L1 mm	L2 mm	H mm	B mm	G mm	Version	Part Number	DS
R 1/8	13	39		9					Standard	23SF AK10 SXN	■
R 1/4	14	42		12					Standard	23SF AK13 SXN	■
R 3/8	17	42		12					Standard	23SF AK17 SXN	■
R 1/2	22	48		17					Standard	23SF AK21 SXN	■

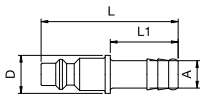


Female Thread

G 1/8	14	36		9					Standard	23SF IW10 SXN	■
G 1/4	17	36		9					Standard	23SF IW13 SXN	■
G 3/8	19	36		9					Standard	23SF IW17 SXN	■
G 1/2	24	36		12					Standard	23SF IW21 SXN	■

Plugs

RECTUS Series 23KE



Hose Barb

Conenction A	Hex SW	L mm	D mm	L1 mm	L2 mm	H mm	B mm	G mm	Version	Part Number	DS
6 mm		51	14	25					Standard	23SF TF06 SXN	■
8 mm		51	14	25					Standard	23SF TF08 SXN	■
9 mm		51	14	25					Standard	23SF TF09 SXN	■
10 mm		51	14	25					Standard	23SF TF10 SXN	■
13 mm		51	14	25					Standard	23SF TF13 SXN	■



Self-Venting System

Nominal Diameter

5.5 = 25 mm²

RECTUS Series

24KE

85% of actual size

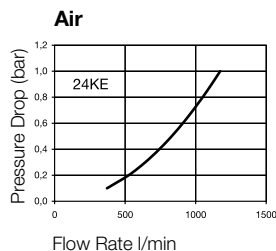


You will find the following alternative versions in our current catalogue on page:

► Brass/Steel Single Shut-off P. 58

Technical Description

The connection is made the same way as with all other quick connect coupling series, by simply pushing the plug in the coupling. The audible latching when the plug is securely in place signifies that the coupling is locked. The sleeve must be pulled back to release the first locking system before it can be disconnected. This closes the coupling valve. The compressed downstream air can now escape from the plug (hose). Pulling the sleeve back a second time releases the second locking system. The connection can now be safely undone. This self-venting coupling, designed for bleeding off trapped air, is not suitable for direct connection to compressed air tools.

Chart**Advantages**

The system fulfils the requirements of ISO 4414.

- increased safety standards in the work place
- the plastic sleeve does not scratch working surfaces

Caution

Not recommended for direct connection to compressed air tools. Reliable functioning can only be guaranteed in conjunction with original Rectus plugs made of steel.

Material**Coupling**

Back Body
Valve Body
Sleeve
Valve
Spring and Locking Ring
Pins
Seals
Locking Balls

Plug**Working Pressure**

PB = 12 bar, maximum static working pressure with safety factor of 4 to 1.

Working Temperature

-20°C up to +60°C (NBR) depending on the medium.

Standard

Brass, Nickel Plated
Brass, Nickel Plated
Thermoplastic
Brass
AISI 301
AISI 420
NBR
AISI 420

Steel Hardened, Nickel Plated

Couplings**RECTUS Series 24KE**

	Connection A	Hex SW	L mm	D mm	L1 mm	L2 mm	H mm	B mm	G mm	Version	Part Number	DS
<p>Male Thread</p>	R 1/4	22	58	31	9					Standard	24KE AK13 MPN	■ □
	R 3/8	22	58	31	9					Standard	24KE AK17 MPN	■
	R 1/2	24	63	31	12					Standard	24KE AK21 MPN	■
<p>Female Thread</p>	G 1/4	22	57	31	9					Standard	24KE IW13 MPN	■ □
	G 3/8	22	57	31	9					Standard	24KE IW17 MPN	■ □

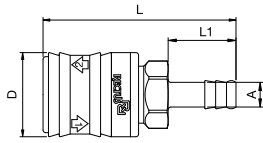
DS = Delivery Status: ■ in stock

■ □ on short call

■ □ medium term delivery

Couplings

RECTUS Series 24KE

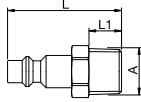


Hose Barb

Connction A	Hex SW	L mm	D mm	L1 mm	L2 mm	H mm	B mm	G mm	Version	Part Number	DS
6 mm	22	71	31	25					Standard	24KE TF06 MPN	☐
8 mm	22	71	31	25					Standard	24KE TF08 MPN	■
9 mm	22	71	31	25					Standard	24KE TF09 MPN	☐
10 mm	22	71	31	25					Standard	24KE TF10 MPN	■
13 mm	22	71	31	25					Standard	24KE TF13 MPN	☐

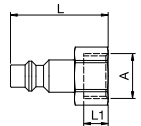
Plugs

RECTUS Series 23SF



Male Thread

Connection A	Hex SW	L mm	D mm	L1 mm	L2 mm	H mm	B mm	G mm	Version	Part Number	DS
R 1/8	13	39		9					Standard	23SF AK10 SXN	■
R 1/4	14	42		12					Standard	23SF AK13 SXN	■
R 3/8	17	42		12					Standard	23SF AK17 SXN	■
R 1/2	22	48		17					Standard	23SF AK21 SXN	■

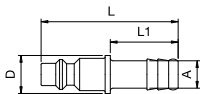


Female Thread

G 1/8	14	36		9					Standard	23SF IW10 SXN	■
G 1/4	17	36		9					Standard	23SF IW13 SXN	■
G 3/8	19	36		9					Standard	23SF IW17 SXN	■
G 1/2	24	36		12					Standard	23SF IW21 SXN	■

Plugs

RECTUS Series 23SF



Hose Barb

Connection A	Hex SW	L mm	D mm	L1 mm	L2 mm	H mm	B mm	G mm	Version	Part Number	DS
6 mm		51	14	25					Standard	23SF TF06 SXN	■
8 mm		51	14	25					Standard	23SF TF08 SXN	■
9 mm		51	14	25					Standard	23SF TF09 SXN	■
10 mm		51	14	25					Standard	23SF TF10 SXN	■
13 mm		51	14	25					Standard	23SF TF13 SXN	■



Self-Venting System

Nominal Diameter

7.4 = 43 mm²



RECTUS Series

26KE

90% of actual size



Technical Description

The connection is made the same way as with all other quick connect coupling series, by simply pushing the plug in the coupling. The audible latching when the plug is securely in place signifies that the coupling is locked. The sleeve must be pulled back to release the first locking system before it can be disconnected. This closes the coupling valve. The compressed downstream air can now escape from the plug (hose). Pulling the sleeve back a second time releases the second locking system. The connection can now be safely undone. This self-venting coupling, designed for bleeding off trapped air, is not suitable for direct connection to compressed air tools.

Advantages

The system fulfils the requirements of ISO 4414.
 - increased safety standards in the work place
 - the plastic sleeve does not scratch working surfaces

Caution

Not recommended for direct connection to compressed air tools. Reliable functioning can only be guaranteed in conjunction with original Rectus plugs made of steel.

Working Pressure

PB = 12 bar, maximum static working pressure with safety factor of 4 to 1.

Working Temperature*

-20°C up to +60°C (NBR) depending on the medium.

*At a temperature below -20°C and above +60°C special seals are available on request.

Material

Coupling

- Back Body
- Valve Body
- Sleeve
- Valve
- Spring
- Locking Balls
- Seals
- Pin

Standard

- Brass, Nickel Plated
- Brass, Nickel Plated
- Thermoplastic
- Brass
- AISI 301
- AISI 420
- NBR
- AISI 420

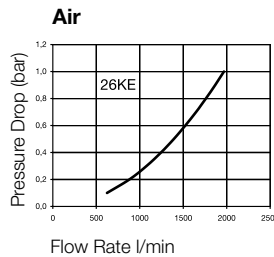
Plug

Steel Hardened, Zinc Plated

You will find the following alternative versions in our current catalogue on page:

- ▶ Brass/Steel Single Shut-off P. 66
- ▶ Brass/Steel Double Shut-off P. 132
- ▶ Stainless Steel P. 177

Chart



Couplings

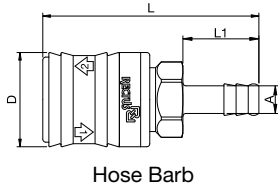
RECTUS Series 26KE

	Connection A	Hex SW	L mm	D mm	L1 mm	L2 mm	H mm	B mm	G mm	Version	Part Number	DS
<p>Male Thread</p>	G 1/4	22	55	31	9					Standard	26KE AW13 MPN	■
	G 3/8	22	55	31	9					Standard	26KE AW17 MPN	■
	G 1/2	24	58	31	12					Standard	26KE AW21 MPN	■
<p>Female Thread</p>	G 1/4	22	57	31	9					Standard	26KE IW13 MPN	■
	G 3/8	22	57	31	9					Standard	26KE IW17 MPN	■
	G 1/2	24	60	31	12					Standard	26KE IW21 MPN	■

DS = Delivery Status: ■ in stock □ on short call □ medium term delivery

Couplings

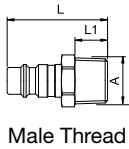
RECTUS Series 26KE



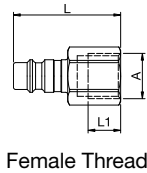
Connection A	Hex SW	L mm	D mm	L1 mm	L2 mm	H mm	B mm	G mm	Version	Part Number	DS
6 mm	22	71	31	25					Standard	26KE TF06 MPN	■
8 mm	22	71	31	25					Standard	26KE TF08 MPN	■
9 mm	22	71	31	25					Standard	26KE TF09 MPN	■
10 mm	22	71	31	25					Standard	26KE TF10 MPN	■
13 mm	22	71	31	25					Standard	26KE TF13 MPN	■

Plugs

RECTUS Series 25SF

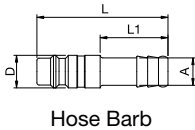


Connection A	Hex SW	L mm	D mm	L1 mm	L2 mm	H mm	B mm	G mm	Version	Part Number	DS
R 1/8	13	33		9					Standard	25SF AK10 SXZ	■
R 1/4	14	37		12					Standard	25SF AK13 SXZ	■
R 3/8	17	37		12					Standard	25SF AK17 SXZ	■
R 1/2	22	43		17					Standard	25SF AK21 SXZ	■
G 1/8	14	30		7					Standard	25SF IW10 SXZ	■□
G 1/4	17	33		9					Standard	25SF IW13 SXZ	■
G 3/8	19	33		9					Standard	25SF IW17 SXZ	■
G 1/2	24	36		12					Standard	25SF IW21 SXZ	■



Plugs

RECTUS Series 25SF



Connection A	Hex SW	L mm	D mm	L1 mm	L2 mm	H mm	B mm	G mm	Version	Part Number	DS
6 mm		48	12	25					Standard	25SF TF06 SXZ	■
8 mm		48	12	25					Standard	25SF TF08 SXZ	■
9 mm		48	12	25					Standard	25SF TF09 SXZ	■
10 mm		48	12	25					Standard	25SF TF10 SXZ	■
13 mm		48	12	25					Standard	25SF TF13 SXZ	■



Self-Venting System

Nominal Diameter

7.8 = 48 mm²

RECTUS Series

25KE

85% of actual size



You will find the following alternative versions in our current catalogue on page:

- ▶ Safety Single Shut-off P. 260
- ▶ Safety Double Shut-off P. 268
- ▶ Coded Systems P. 295
- ▶ Brass/Steel P. 73
- ▶ Stainless Steel P. 180

Technical Description

The 25KE series is a safety coupling with a self venting-system. When the sleeve is pulled back the plug is released, however, it still remains locked to the coupling. The coupling's valve closes while the downstream air supply line is vented simultaneously. Afterward it can be disconnected without any danger by pulling the sleeve back a second time to completely release the plug from the coupling.

Advantages

Connected in the same manner as all standard couplings – single hand operation. The venting takes place without any danger to the operators during the dis-connecting process – no danger of being hit by a whipping hose that is still pressurized. The system fulfils the requirements stipulated in ISO 4414 for increased safety standards in the working place.

Working Pressure

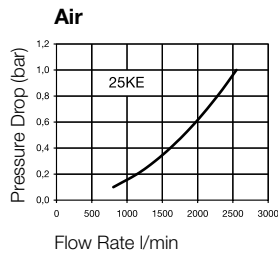
PB = 8 bar, maximum static working pressure with safety factor of 4 to 1.

Working temperature

-20°C up to +60°C (NBR) depending on the medium.

Caution

Not recommended for direct connection to compressed air tools. Reliable functioning can only be guaranteed in conjunction with original Rectus plugs made of steel.

Chart**Material****Coupling**

Back Body
Valve Body
Sleeve
Valve
Spring
Locking Balls
Seals
Pins

Standard

Brass, Nickel Plated
Brass, Nickel Plated
Brass, Nickel Plated
Brass, Nickel Plated
AISI 301
AISI 420
NBR
AISI 420

Plug

Steel Hardened, Zinc Plated

Couplings**RECTUS Series 25KE**

	Connection A	Hex SW	L mm	D mm	L1 mm	L2 mm	H mm	B mm	G mm	Version	Part Number	DS
<p>Male Thread</p>	R 1/4	24	62	30	12					Standard	25KE AK13 BPN	■
	R 3/8	24	62	30	12					Standard	25KE AK17 BPN	■
	R 1/2	24	67	30	17					Standard	25KE AK21 BPN	■
<p>Female Thread</p>	G 1/4	24	59	30	10					Standard	25KE IW13 BPN	■
	G 3/8	24	56	30	9					Standard	25KE IW17 BPN	■
	G 1/2	24	61	30	12					Standard	25KE IW21 BPN	■

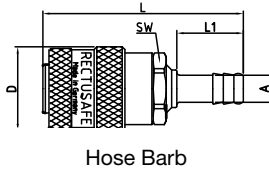
DS = Delivery Status: ■ in stock

■ on short call

■ medium term delivery

Couplings

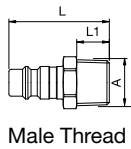
RECTUS Series 25KE



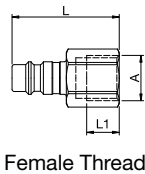
Connection A	Hex SW	L mm	D mm	L1 mm	L2 mm	H mm	B mm	G mm	Version	Part Number	DS
6 mm	24	76	30	25					Standard	25KE TF06 BPN	■
8 mm	24	76	30	25					Standard	25KE TF08 BPN	■
9 mm	24	76	30	25					Standard	25KE TF09 BPN	■
10 mm	24	76	30	25					Standard	25KE TF10 BPN	■
13 mm	24	76	30	25					Standard	25KE TF13 BPN	■

Plugs

RECTUS Series 25KE



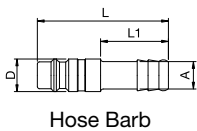
Connection A	Hex SW	L mm	D mm	L1 mm	L2 mm	H mm	B mm	G mm	Version	Part Number	DS
R 1/8	13	33		9					Standard	25SF AK10 SXZ	■
R 1/4	14	37		12					Standard	25SF AK13 SXZ	■
R 3/8	17	37		12					Standard	25SF AK17 SXZ	■
R 1/2	22	43		17					Standard	25SF AK21 SXZ	■



G 1/8	14	30		7					Standard	25SF IW10 SXZ	■
G 1/4	17	33		9					Standard	25SF IW13 SXZ	■
G 3/8	19	33		9					Standard	25SF IW17 SXZ	■
G 1/2	24	36		12					Standard	25SF IW21 SXZ	■

Plugs

RECTUS Series 25KE



Connection A	Hex SW	L mm	D mm	L1 mm	L2 mm	H mm	B mm	G mm	Version	Part Number	DS
6 mm		48	12	25					Standard	25SF TF06 SXZ	■
8 mm		48	12	25					Standard	25SF TF08 SXZ	■
9 mm		48	12	25					Standard	25SF TF09 SXZ	■
10 mm		48	12	25					Standard	25SF TF10 SXZ	■
13 mm		48	12	25					Standard	25SF TF13 SXZ	■



Self-Venting System

Nominal Diameter

10 = 80 mm²

RECTUS Series

27KE

70% of actual size



You will find the following alternative versions in our current catalogue on page:

- ▶ Brass/Steel Single Shut-off P. 95
- ▶ Brass/Steel Double Shut-off P. 139
- ▶ Stainless Steel P. 184

Technical Description

With nominal diameter 10, one of the largest range in a new generation of couplings with ventilation technology. Two-stage uncoupling prevents occurrence of the whiplash effect.

Advantages

Connected in the same manner as all standard couplings – single hand operation. The venting takes place without any danger to the operators during the disconnecting process – no danger of being hit by a whipping hose that is still pressurized. The system fulfils the requirements stipulated in ISO 4414 for increased safety standards in the working place.

Working Pressure

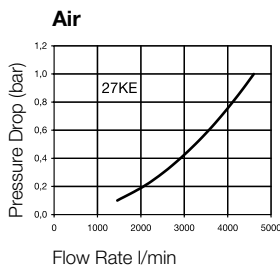
PB = 12 bar, maximum static working pressure with safety factor of 4 to 1.

Working temperature

-20°C up to +60°C (NBR) depending on the medium.

Caution

Not recommended for direct connection to compressed air tools. Reliable functioning can only be guaranteed in conjunction with original RECTUS plugs made of steel.

Chart**Material Coupling**

Back Body
Valve Body
Sleeve
Valve
Spring
Locking Balls
Seals

Standard

Brass, Nickel Plated
Steel, Nickel Plated
Polyamide, fiber glass reinforced
Brass
AISI 301
AISI 420
NBR

Plug

Steel Hardened, Nickel Plated

Couplings**RECTUS Series 27KE**

	Connection A	Hex SW	L mm	D mm	L1 mm	L2 mm	H mm	B mm	G mm	Version	Part Number	DS
<p>Male Thread</p>	R 3/8	27	79	38	9					Standard	27KE AK17 MPN	■ □
	R 1/2	27	80,5	38	12					Standard	27KE AK21 MPN	■
	R 3/4	32	86	38	16					Standard	27KE AK26 MPN	■
<p>Female Thread</p>	G 3/8	27	83	38	14					Standard	27KE IW17 MPN	■ □
	G 1/2	27	84	38	14					Standard	27KE IW21 MPN	■
	G 3/4	32	86	38	14					Standard	27KE IW26 MPN	■

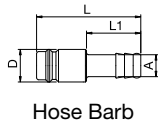
DS = Delivery Status: ■ in stock

■ □ on short call

□ medium term delivery

Plugs

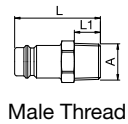
RECTUS Series 27KE



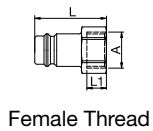
Connection A	Hex SW	L mm	D mm	L1 mm	L2 mm	H mm	B mm	G mm	Version	Part Number	DS
6 mm		48	15	25					Standard	27SF TF06 SXN	■
8 mm		48	15	25					Standard	27SF TF08 SXN	■
9 mm		48	15	25					Standard	27SF TF09 SXN	■
10 mm		48	15	25					Standard	27SF TF10 SXN	■
13 mm		48	15	25					Standard	27SF TF13 SXN	■
16 mm		49	18	25					Standard	27SF TF16 SXN	■
19 mm		49	18	25					Standard	27SF TF19 SXN	■

Plugs

RECTUS Series 27KE



Connection A	Hex SW	L mm	D mm	L1 mm	L2 mm	H mm	B mm	G mm	Version	Part Number	DS
R 1/4	17	40		12					Standard	27SF AK13 SXN	■
R 3/8	17	40		12					Standard	27SF AK17 SXN	■
R 1/2	22	45		17					Standard	27SF AK21 SXN	■
R 3/4	27	48		19					Standard	27SF AK26 SXN	■
G 1/4	17	33		9					Standard	27SF IW13 SXN	■
G 3/8	19	33		9					Standard	27SF IW17 SXN	■
G 1/2	24	37		12					Standard	27SF IW21 SXN	■
G 3/4	32	42		16					Standard	27SF IW26 SXN	■





Self-Venting System

Nominal Diameter

11 = 95 mm²

RECTUS Series

37KE



70% of actual size



Technical Description

The 37KE series is a single shut-off one-hand operating self-venting coupling. The large nominal diameter makes the 37KE especially suited to mains and supply pipes. Coupling is achieved in the same way as with all series couplings – simply by pushing the plug into the coupling. When uncoupling, the first lock is released by pulling the sleeve forward in the direction of the plug. This allows the compressed air to escape from the plug. The second locking system is released by pushing the sleeve back – it is only now, that the plug can be taken out safely.

Advantages

The system fulfils the requirements of ISO 4414.
 - increased safety standards in the work place
 - the plastic sleeve does not scratch working surfaces

Caution

Not recommended for direct connection to compressed air tools. Reliable functioning can only be guaranteed in conjunction with original Rectus plugs made of steel.

Working Pressure

PB = 12 bar, maximum static working pressure with safety factor of 4 to 1.

Working Temperature

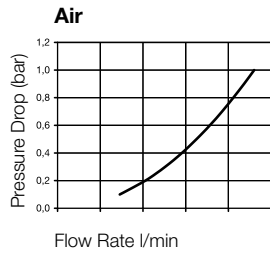
-20°C up to +60°C (NBR) depending on the medium.

You will find the following alternative versions in our current catalogue on page:

► Brass/Steel

S. 109

Chart



Material

Coupling

- Back Body
- Valve Body
- Sleeve
- Valve
- Spring
- Locking Balls
- Seals
- Pins

Standard

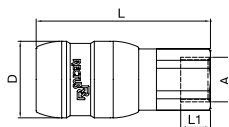
- Brass, Nickel Plated
- Brass, Nickel Plated
- Thermoplastic
- Brass
- AISI 301
- AISI 420
- NBR
- AISI 420

Plug

Steel Zinc Plated, Thick Layer Passivation, Yellow Colored

Couplings

RECTUS Series 37KE



Male Thread

Connection A	Hex SW	L mm	D mm	L1 mm	L2 mm	H mm	B mm	G mm	Version	Part Number	DS
G1/2	30	93	43	14					Standard	37KE IW21 MPNS_01	■ □
G 3/8	32	95	43	16					Standard	37KE IW26 MPNS_01	■ □

DS = Delivery Status:

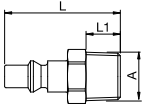
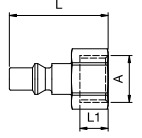
■ in stock

□ on short call

□ medium term delivery

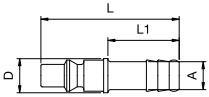
Plugs

RECTUS Series 37KE

	Connection A	Hex SW	L mm	D mm	L1 mm	L2 mm	H mm	B mm	G mm	Version	Part Number	DS
 <p>Male Thread</p>	R 3/8	17	53	12						Standard	37SF AK17 SXG	<input type="checkbox"/>
	R 1/2	22	60	17						Standard	37SF AK21 SXG	<input type="checkbox"/>
	R 3/4	27	61	19						Standard	37SF AK26 SXG	<input type="checkbox"/>
 <p>Female Thread</p>	R 3/8	19	47	8						Standard	37SF IW17 SXG	<input type="checkbox"/>
	R 1/2	24	50	10						Standard	37SF IW21 SXG	<input type="checkbox"/>
	R 3/4	32	57	14						Standard	37SF IW26 SXG	<input type="checkbox"/>

Plugs

RECTUS Series 37KE

	Connection A	Hex SW	L mm	D mm	L1 mm	L2 mm	H mm	B mm	G mm	Version	Part Number	DS
 <p>Hose Barb</p>	10 mm		62	17	25					Standard	37SF TF10 SXG	<input type="checkbox"/>
	13 mm		62	17	25					Standard	37SF TF13 SXG	<input type="checkbox"/>
	19 mm		72	21	35					Standard	37SF TF19 SXG	<input type="checkbox"/>



Breathing Air

Nominal Diameter

7.4 = 43 mm²

RECTUS Series

95KS



90% of actual size



Technical Description

The 95KS coupling system has a safety lock. To disconnect, the plug must first be pushed further into the coupling before it can be unlocked. This prevents unintentional disconnection.

Dust Caps (P. 323)
for coupling Part.-No. SK23S



Advantages

Disconnecting the safety coupling is only possible after the plug has first been pushed further into the coupling. Cannot be interconnected with the 96KS series. Single handed operation with a multitude of connecting possibilities. High flow rates due to the UltraFlo valve. Tested according EN 139 standard.

Working Pressure

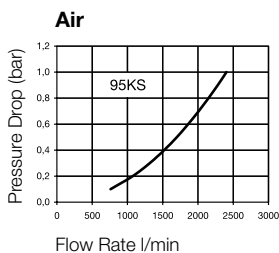
PB = 35 bar, maximum static working pressure with safety factor of 4 to 1.

Working Temperature*

-20°C up to +100°C (NBR)
-40°C up to +120/150°C (EPDM)
-15°C up to +200°C (FKM)
0°C up to +316°C (FFKM)
depending on the medium.

*At a temperature below -20°C and above +100°C special seals are available on request.

Chart



Material

Standard

AISI 303 / Brass

Coupling

Back Body
Valve Body
Sleeve
Valve

Brass, Nickel Plated
Brass, Nickel Plated
Brass, Nickel Plated
Zinc Diecasting,
Nickel Plated

Brass, Nickel Plated
AISI 303
Brass, Nickel Plated
Zinc Diecasting,
Nickel Plated

Spring and Locking
Ring
Locking Balls
Seals
Distance Sleeve
Spring Plate

AISI 301
AISI 420
NBR
Brass
Brass

AISI 301
AISI 420
NBR
AISI 303
Brass

Plug

Plug

Brass, Nickel Plated

Couplings

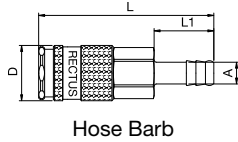
RECTUS Series 95KS

	Connection A	Hex SW	L mm	D mm	L1 mm	L2 mm	Hex1 SW	B mm	G mm	Version	Part Number	DS
<p>Male Thread</p>	R 1/4	19	61	23	12					Standard	95KS AK13 BPN	■
										AISI 303/Brass	95KS AK13 RPN	■□
	R 3/8	19	60	23	12					Standard	95KS AK17 BPN	■
										AISI 303/Brass	95KS AK17 RPN	■□
<p>Female Thread</p>	R 1/2	22	61	23	17					Standard	95KS AK21 BPN	■□
										AISI 303/Brass	95KS AK21 RPN	■□
	G 1/4	19	56	23	10					Standard	95KS IW13 BPN	■
										AISI 303/Brass	95KS IW13 RPN	■□
	G 3/8	19	55	23	9					Standard	95KS IW17 BPN	■
										AISI 303/Brass	95KS IW17 RPN	■□
	G 1/2	24	58	23	12					Standard	95KS IW21 BPN	■□
										AISI 303/Brass	95KS IW21 RPN	■□

DS = Delivery Status: ■ in stock ■□ on short call □ medium term delivery

Couplings

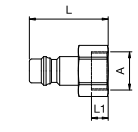
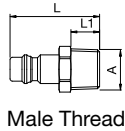
RECTUS Series 95KS



Connection A	Hex SW	L mm	D mm	L1 mm	L2 mm	Hex1 SW	B mm	G mm	Version	Part Number	DS
6 mm		74	23	25					Standard	95KS TF06 BPN	■
									AISI 303/Brass	95KS TF06 RPN	□
7 mm		77	23	22					Standard	95KS TF07 BPN	■
									AISI 303/Brass	95KS TF07 RPN	□
8 mm		74	23	25					Standard	95KS TF08 BPN	■
									AISI 303/Brass	95KS TF08 RPN	□
9 mm		74	23	25					Standard	95KS TF09 BPN	■
									AISI 303/Brass	95KS TF09 RPN	□
10 mm		74	23	25					Standard	95KS TF10 BPN	■
									AISI 303/Brass	95KS TF10 RPN	□
13 mm		74	23	25					Standard	95KS TF13 BPN	■
									AISI 303/Brass	95KS TF13 RPN	□

Plugs

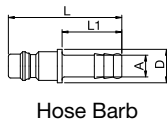
RECTUS Series 95KS



Connection A	Hex SW	L mm	D mm	L1 mm	L2 mm	Hex1 SW	B mm	G mm	Version	Part Number	DS
R 1/4	14	38,5		12					Standard	95SS AK13 MXN	■
R 3/8	17	38,5		12					Standard	95SS AK17 MXN	■
G 1/4	17	33		9					Standard	95SS IW13 MXN	■
G 3/8	19	33		9					Standard	95SS IW17 MXN	■

Plugs

RECTUS Series 95KS



Connection A	Hex SW	L mm	D mm	L1 mm	L2 mm	Hex1 SW	B mm	G mm	Version	Part Number	DS
6 mm		47,5	14	25					Standard	95SS TF06 MXN	■
9 mm		47,5	14	25					Standard	95SS TF09 MXN	■
10 mm		47,5	14	25					Standard	95SS TF10 MXN	■



Breathing Air

Nominal Diameter

7.4 = 43 mm²

RECTUS Series

96KS



90% of actual size



Technical Description

The 96KS coupling system has a safety lock. To disconnect, the plug must first be pushed further into the coupling before it can be unlocked. This prevents unintentional disconnection.

Dust Caps (P. 323)

for coupling Part.-No. SK23S
for plug Part.-No. SK12S



Advantages

Disconnecting the safety coupling is only possible after the plug has first been pushed further into the coupling. Cannot be interconnected with the 95KS series. Single handed operation with a multitude of connecting possibilities. High flow rates due to the UltraFlo valve. Tested according EN 139 standard.

Working Pressure

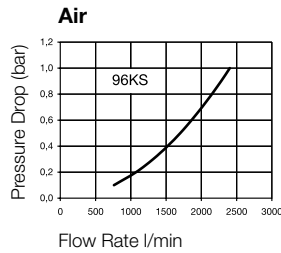
PB = 35 bar, maximum static working pressure with safety factor of 4 to 1.

Working Temperature*

-20°C up to +100°C (NBR)
-40°C up to +120/150°C (EPDM)
-15°C up to +200°C (FKM)
0°C up to +316°C (FFKM)
depending on the medium.

*At a temperature below -20°C and above +100°C special seals are available on request.

Chart



Material

Coupling

Back Body
Valve Body
Sleeve
Valve

Spring and Locking Ring
Locking Balls
Seals
Distance Sleeve
Spring Plate

Plug

Plug

Standard

Brass, Nickel Plated
Brass, Nickel Plated
Brass, Nickel Plated
Zinc Diecasting, Nickel Plated
AISI 301
AISI 420
NB
Brass
Brass

AISI 303

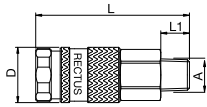
AISI 303
AISI 303
AISI 303
AISI 303
AISI 301
AISI 316
FKM
AISI 303
AISI 303

Brass, Nickel Plated

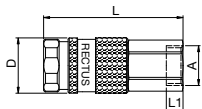
AISI 303

Couplings

RECTUS Series 96KS



Male Thread



Female Thread

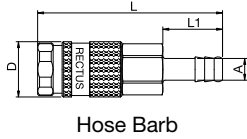
	Connection A	Hex SW	L mm	D mm	L1 mm	L2 mm	Hex1 SW	B mm	G mm	Version	Part Number	DS
Male Thread	R 1/4	19	65	23	12					Standard	96KS AK13 BPN	■ □
	R 3/8	19	64	23	12					Standard	96KS AK17 BPN	■ □
	G 3/8	19	62	23	9					AISI 303	96KS AW17 RVX	■ □
	R 1/2	22	66	23	17					Standard	96KS AK21 BPN	■ □
Female Thread	G 1/4	19	60	23	10					Standard	96KS IW13 BPN	■ □
	G 3/8	19	59	23	9					Standard	96KS IW17 BPN	■ □

DS = Delivery Status: ■ in stock □ on short call □ medium term delivery

Couplings

RECTUS Series 96KS

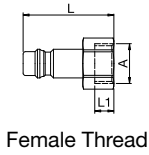
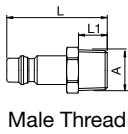
Connection A	Hex	L	D	L1	L2	Hex1	B	G	Version	Part Number	DS
	SW	mm	mm	mm	mm	SW	mm	mm			
6 mm	19	78	23	25					Standard	96KS TF06 BPN	■
7 mm	20	77	23	22					Standard	96KS TF07 BPN	■
9 mm	19	78	23	25					Standard	96KS TF09 BPN	■
10 mm	19	78	23	25					Standard	96KS TF10 BPN	■
13 mm	19	78	23	25					Standard	96KS TF13 BPN	■



Plugs

RECTUS Series 96KS

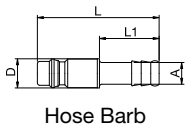
Connection A	Hex	L	D	L1	L2	Hex1	B	G	Version	Part Number	DS
	mm	mm	mm	mm	mm	mm	mm	mm			
R 1/4	14	42		12					Standard	96SS AK13 MXN	■
R 3/8	17	42		12					Standard	96SS AK17 MXN	■
G 3/8	19	38		9					AISI 303	96SS AW17 RXX	■
G 1/4	17	38		10					Standard	96SS IW13 MXN	■
G 3/8	19	38		10					Standard	96SS IW17 MXN	■



Plugs

RECTUS Series 96KS

Connection A	Hex	L	D	L1	L2	Hex1	B	G	Version	Part Number	DS
	SW	mm	mm	mm	mm	SW	mm	mm			
6 mm		51	12	25					Standard	96SS TF06 MXN	■
9 mm		51	12	25					Standard	96SS TF09 MXN	■
13 mm		53	12	25					Standard	96SS TF13 MXN	■





Nominal Diameter

TEMA Series

10/12.5/25

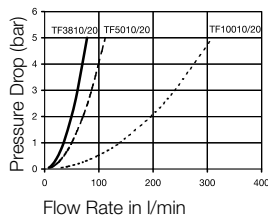


TF3800/5000/10000

60% of actual size



Flow Capacity Viscosity for 32cSt at 40°C as per ISO 7241/2-2000



Technology

With the combination of high temperature sealing, FlatFace-design, stainless steel material and single-hand operation, Rectus is setting a new standard in the field of thermo-oil applications. This coupling system ensure a safe and clean connecting and disconnecting process. Easy cleaning for carbonized residues. Long-term functionality is guaranteed.

Advantages

Splash proved, dry-break due to the FlatFace-design, no trapped air and dirt, single handed operation.

Applications

Engineering
Plastics Processing
Foundries

Available Valves



Working Pressure

max. 20 bar

Working Temperature

up to +300°C

Tested for most standard synthetic high temperature oils.

Material

Coupling

Coupling Body	1.4401
Sleeve	1.4401
Valve	1.4401
Springs	1.4310
Locking Balls	1.3541
Seals	FFKM Special compound
Valve Holder	1.4401
Thread Body	1.4401

Plug

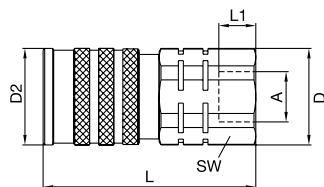
Plug Connection Face	1.4401
Valve	1.4401
Valve Holder	1.4401
Springs	1.4310
Seals	FFKM Special compound
Thread Body	1.4401

Standard Version

Pressure (Coupling/Plug)	3810/20	5010/20	10010/20
Bursting Pressure coupled	> 200 bar	> 200 bar	> 200 bar
Working Pressure uncoupled	20 bar	20 bar	20 bar

Couplings

TEMA Series TF3800



Female Thread

Size	Connection A	Hex SW	L mm	L1 mm	D mm	D2 mm	Working Press. coupled in bar	Version	Seal	Part Number	DS
3/8"	G 3/8	30	71	12	32	32	20	Standard	FFKM	TF3810	■
1/2"	G 1/2	36	78	14	40	38	20	Standard	FFKM	TF5010	■
1"	G 1	55	105	18	60	55	20	Standard	FFKM	TF10010	■

DS = Delivery Status: ■ in stock

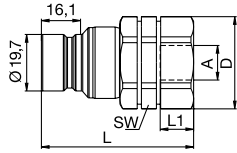
□ on short call

▣ medium term delivery

Plugs

TEMA Series TF3800

Size	Connection A	Hex SW	L mm	L1 mm	D mm	Working Press. coupled in bar	Version	Seal	Part Number	DS
3/8"	G 3/8	30	58	12	32	20	Standard	FFKM	TF3820	■
1/2"	G 1/2	36	69	14	40	20	Standard	FFKM	TF5020	■
1"	G 1	55	89	18	60	20	Standard	FFKM	TF10020	■

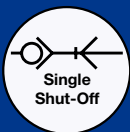


Female Thread

Seals for Plugs

TEMA Series TF3800

Material	Part Number	DS
FFKM	TF3800-PSP	■
FFKM	TF5000-PSP	■
FFKM	TF10000-PSP	■



Nominal Diameter

5 = 20 mm²

RECTUS Series

21KA



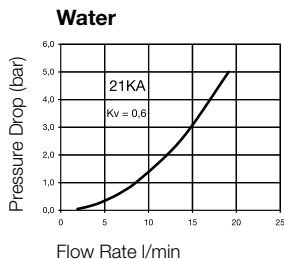
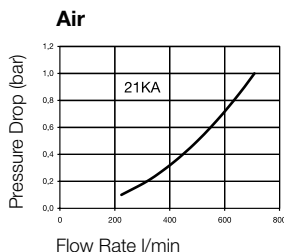
50% of actual size



Technical Description

The 21 KA series is a small, single hand operated quick connect coupling with high air flow. This series has excellent capabilities wherever space plays a major role. The 21 series provides an excellent solution for the connecting of different media with the inherent danger of making the wrong connection. Four standard codes with matching colors for the coupling and the respective plugs make sure there is no mix-up of the media

Chart



You will find the following alternative versions in our current catalogue on page:

- ▶ Brass/Steel P. 34
- ▶ Stainless Steel P. 173
- ▶ Thermoplastics P. 232
- ▶ Safety P. 256

when connecting. Double shut-off and straight through couplings are available on request.

Advantages

A quality coupling with small dimensions. Single handed operation, high flow rate for its size. Multiple connection options. Cannot be inter-connected with the standard 21 series.

Working Pressure

PB = 35 bar, maximum static working pressure with safety factor of 4 to 1.

Working Temperature

-20°C up to +100°C (NBR) depending on the medium.

Dust Caps (P. 323)

for coupling Part.-No. SK16S



Material

Coupling

Back Body
Valve Body
Sleeve
Valve
Spring and Locking Ring
Locking Balls
Seals

Standard

Brass
Brass
Aluminium, elox.
Brass
AISI 301

AISI 420
NBR

Brass, Nickel plated

Brass, Nickel Plated
Brass, Nickel Plated
Aluminium, elox.
Brass
AISI 301

AISI 420
NBR

Plug

Brass
with anodized aluminium designation

Brass, Nickel Plated
with anodized aluminium designation

see Part Number
MPX, MXX

see Part Number
MPN, MXN

Couplings

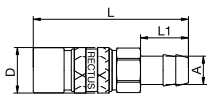
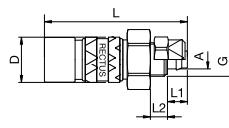
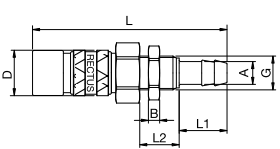
RECTUS Series 21KA

	A	Hex SW	L mm	D mm	L1 mm	L2 mm	Hex1 SW1	B mm	G mm	○ green Part Number	△ brown Part Number	◇ blue Part Number	○ red Part Number	DS
<p>Male Thread</p>	G 1/8	14	47	16	7					21KA AW10 MPX0	21KA AW10 MPX3	21KA AW10 MPX6	21KA AW10 MPX8	■ □
										21KA AW10 MPN0	21KA AW10 MPN3	21KA AW10 MPN6	21KA AW10 MPN8	■ □
	G 1/4	17	47	16	9					21KA AW13 MPX0	21KA AW13 MPX3	21KA AW13 MPX6	21KA AW13 MPX8	■ □
										21KA AW13 MPN0	21KA AW13 MPN3	21KA AW13 MPN6	21KA AW13 MPN8	■ □
<p>Female Thread</p>	G 1/8	14	47	16	7					21KA IW10 MPX0	21KA IW10 MPX3	21KA IW10 MPX6	21KA IW10 MPX8	■ □
										21KA IW10 MPN0	21KA IW10 MPN3	21KA IW10 MPN6	21KA IW10 MPN8	■ □
	G 1/4	17	47	16	9					21KA IW13 MPX0	21KA IW13 MPX3	21KA IW13 MPX6	21KA IW13 MPX8	■ □
										21KA IW13 MPN0	21KA IW13 MPN3	21KA IW13 MPN6	21KA IW13 MPN8	■ □

DS = Delivery Status: ■ in stock ■ on short call ■ medium term delivery

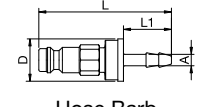
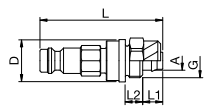
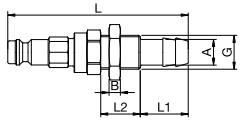
Couplings

RECTUS Series 21KA

	A	Hex SW	L mm	D mm	L1 mm	L2 mm	Hex1 SW1	B mm	G mm	green Part Number	brown Part Number	blue Part Number	red Part Number	DS
 <p>Hose Barb</p>	4 mm	14	69	16	17					21KA TF04 MPX0	21KA TF04 MPX3	21KA TF04 MPX6	21KA TF04 MPX8	<input type="checkbox"/>
	4 mm	14	69	16	17					21KA TF04 MPN0	21KA TF04 MPN3	21KA TF04 MPN6	21KA TF04 MPN8	<input type="checkbox"/>
	6 mm	14	69	16	17					21KA TF06 MPX0	21KA TF06 MPX3	21KA TF06 MPX6	21KA TF06 MPX8	<input type="checkbox"/>
	6 mm	14	69	16	17					21KA TF06 MPN0	21KA TF06 MPN3	21KA TF06 MPN6	21KA TF06 MPN8	<input type="checkbox"/>
	8 mm	14	69	16	17					21KA TF08 MPX0	21KA TF08 MPX3	21KA TF08 MPX6	21KA TF08 MPX8	<input type="checkbox"/>
	8 mm	14	69	16	17					21KA TF08 MPN0	21KA TF08 MPN3	21KA TF08 MPN6	21KA TF08 MPN8	<input type="checkbox"/>
	9 mm	14	69	16	17					21KA TF09 MPX0	21KA TF09 MPX3	21KA TF09 MPX6	21KA TF09 MPX8	<input type="checkbox"/>
	9 mm	14	69	16	17					21KA TF09 MPN0	21KA TF09 MPN3	21KA TF09 MPN6	21KA TF09 MPN8	<input type="checkbox"/>
	10 mm	14	69	16	17					21KA TF10 MPX0	21KA TF10 MPX3	21KA TF10 MPX6	21KA TF10 MPX8	<input type="checkbox"/>
	10 mm	14	69	16	17					21KA TF10 MPN0	21KA TF10 MPN3	21KA TF10 MPN6	21KA TF10 MPN8	<input type="checkbox"/>
 <p>Plastic Hose Connection</p>	4x6mm	14	51	16	7	6			M 10 x 1	21KA KO06 MPX0	21KA KO06 MPX3	21KA KO06 MPX6	21KA KO06 MPX8	<input type="checkbox"/>
										21KA KO06 MPN0	21KA KO06 MPN3	21KA KO06 MPN6	21KA KO06 MPN8	<input type="checkbox"/>
	6x8mm	14	51	16	7	6			M 12 x 1	21KA KO08 MPX0	21KA KO08 MPX3	21KA KO08 MPX6	21KA KO08 MPX8	<input type="checkbox"/>
										21KA KO08 MPN0	21KA KO08 MPN3	21KA KO08 MPN6	21KA KO08 MPN8	<input type="checkbox"/>
 <p>Bulkhead Fitting for Hose Barb</p>	4 mm	14	69	16	14	17	14	4	M 10 x 1	21KA TS04 MPX0	21KA TS04 MPX3	21KA TS04 MPX6	21KA TS04 MPX8	<input type="checkbox"/>
										21KA TS04 MPN0	21KA TS04 MPN3	21KA TS04 MPN6	21KA TS04 MPN8	<input type="checkbox"/>
	5 mm	14	69	16	14	17	17	4	M 12 x 1	21KA TS05 MPX0	21KA TS05 MPX3	21KA TS05 MPX6	21KA TS05 MPX8	<input type="checkbox"/>
										21KA TS05 MPN0	21KA TS05 MPN3	21KA TS05 MPN6	21KA TS05 MPN8	<input type="checkbox"/>
	6 mm	14	69	16	14	17	17	4	M 12 x 1	21KA TS06 MPX0	21KA TS06 MPX3	21KA TS06 MPX6	21KA TS06 MPX8	<input type="checkbox"/>
										21KA TS06 MPN0	21KA TS06 MPN3	21KA TS06 MPN6	21KA TS06 MPN8	<input type="checkbox"/>
	8 mm	14	69	16	14	17	17	4	M 12 x 1	21KA TS08 MPX0	21KA TS08 MPX3	21KA TS08 MPX6	21KA TS08 MPX8	<input type="checkbox"/>
										21KA TS08 MPN0	21KA TS08 MPN3	21KA TS08 MPN6	21KA TS08 MPN8	<input type="checkbox"/>

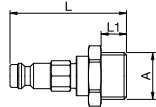
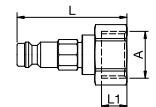
Plugs

RECTUS Series 21KA

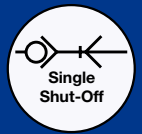
	A	Hex SW	L mm	D mm	L1 mm	L2 mm	Hex1 SW1	B mm	G mm	green Part Number	brown Part Number	blue Part Number	red Part Number	DS
 <p>Hose Barb</p>	4 mm		47	15	17					21SF TF04 MXX0	21SF TF04 MXX3	21SF TF04 MXX6	21SF TF04 MXX8	<input type="checkbox"/>
										21SF TF04 MXN0	21SF TF04 MXN3	21SF TF04 MXN6	21SF TF04 MXN8	<input type="checkbox"/>
	6 mm		47	15	17					21SF TF06 MXX0	21SF TF06 MXX3	21SF TF06 MXX6	21SF TF06 MXX8	<input type="checkbox"/>
										21SF TF06 MXN0	21SF TF06 MXN3	21SF TF06 MXN6	21SF TF06 MXN8	<input type="checkbox"/>
 <p>Plastic Hose Connection</p>	4x6 mm		43	15	7	6			M 10 x 1	21SF KO06 MXX0	21SF KO06 MXX3	21SF KO06 MXX6	21SF KO06 MXX8	<input type="checkbox"/>
										21SF KO06 MXN0	21SF KO06 MXN3	21SF KO06 MXN6	21SF KO06 MXN8	<input type="checkbox"/>
	6x8 mm		43,5	15	7	6			M 12 x 1	21SF KO08 MXX0	21SF KO08 MXX3	21SF KO08 MXX6	21SF KO08 MXX8	<input type="checkbox"/>
										21SF KO08 MXN0	21SF KO08 MXN3	21SF KO08 MXN6	21SF KO08 MXN8	<input type="checkbox"/>
 <p>Bulkhead Fitting for Hose Barb</p>	4 mm	17	63		17	14	14	4	M 10 x 1	21SF TS04 MXX0	21SF TS04 MXX3	21SF TS04 MXX6	21SF TS04 MXX8	<input type="checkbox"/>
										21SF TS04 MXN0	21SF TS04 MXN3	21SF TS04 MXN6	21SF TS04 MXN8	<input type="checkbox"/>
	6 mm	17	63		17	14	17	4	M 12 x 1	21SF TS06 MXX0	21SF TS06 MXX3	21SF TS06 MXX6	21SF TS06 MXX8	<input type="checkbox"/>
										21SF TS06 MXN0	21SF TS06 MXN3	21SF TS06 MXN6	21SF TS06 MXN8	<input type="checkbox"/>

⚠ Please consider our security advices on the pages 12/13 ⚠

Plugs RECTUS Series 21KA

	A	Hex SW	L mm	D mm	L1 mm	L2 mm	Hex1 SW1	B mm	G mm	○ green Part Number	△ brown Part Number	⬡ blue Part Number	⬢ red Part Number	DS
 Male Thread	G 1/8	17	39,5	7						21SF AW10 MXX0	21SF AW10 MXX3	21SF AW10 MXX6	21SF AW10 MXX8	■
										21SF AW10 MXN0	21SF AW10 MXN3	21SF AW10 MXN6	21SF AW10 MXN8	■
	G 1/4	17	41,5	9						21SF AW13 MXX0	21SF AW13 MXX3	21SF AW13 MXX6	21SF AW13 MXX8	■
										21SF AW13 MXN0	21SF AW13 MXN3	21SF AW13 MXN6	21SF AW13 MXN8	■□
 Female Thread	G 1/8	17	38,5	5						21SF IW10 MXX0	21SF IW10 MXX3	21SF IW10 MXX6	21SF IW10 MXX8	■
										21SF IW10 MXN0	21SF IW10 MXN3	21SF IW10 MXN6	21SF IW10 MXN8	■□
	G 1/4	17	39	7						21SF IW13 MXX0	21SF IW13 MXX3	21SF IW13 MXX6	21SF IW13 MXX8	■□
										21SF IW13 MXN0	21SF IW13 MXN3	21SF IW13 MXN6	21SF IW13 MXN8	■□

DS = Delivery Status: ■ in stock ■□ on short call □ medium term delivery



Technical Description

The 25 series UltraFlo valve enables this single handed, quick connect coupling to be used in applications where higher flow rates are required. Although similar to the 21 series, the 25 series is an excellent solution for the problem of connecting different media. Four standard codes matching the coupling and the respective plug ensure that media are not mixed up

when connecting. Double shut-off and straight- through couplings are available upon request. Cannot be interconnected with the Rectus standard 25 series.

Advantages

A quality coupling with compact dimensions. Single handed operation, high flow rate for its size. Multiple options for connecting.

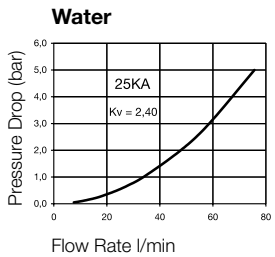
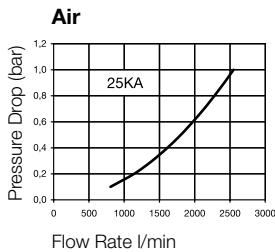
Working Pressure

PB = 35 bar, maximum static working pressure with safety factor of 4 to 1.

Working Temperature

-20°C up to +100°C (NBR) depending on the medium.

Chart



Material

Coupling

Back Body
Valve Body
Sleeve
Valve

Spring and Locking Ring
Locking Balls
Seals

Plug

Standard

Brass
Brass
Aluminium, elox.
Zinc Diecasting, Nickel Plated
AISI 301

AISI 420
NBR

**see Part Number
BPX, MXX**


Brass, Nickel plated

Brass, Nickel Plated
Brass, Nickel Plated
Aluminium, elox.
Zinc Diecasting, Nickel Plated
AISI 301

AISI 420
NBR

Brass, Nickel Plated with anodized aluminium designation

**see Part Number
BPN, MXN**



You will find the following alternative versions in our current catalogue on page:

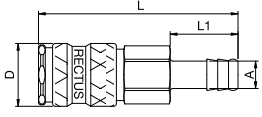
- ▶ Brass/Steel P. 73
- ▶ Stainless Steel P. 180
- ▶ Safety P. 260
- ▶ Safety Self-Venting P. 280

Couplings

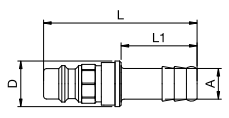
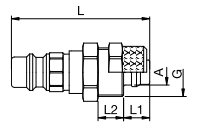
RECTUS Series 25KA

	A	Hex SW	L mm	D mm	L1 mm	L2 mm	Hex1 SW1	B mm	G mm	○ green Part Number	△ brown Part Number	◇ blue Part Number	○ red Part Number	DS
<p>Male Thread</p>	G 1/4	19	60	23	12					25KA AW13 BPX0	25KA AW13 BPX3	25KA AW13 BPX6	25KA AW13 BPX8	■
										25KA AW13 BPN0	25KA AW13 BPN3	25KA AW13 BPN6	25KA AW13 BPN8	■
	G 3/8	19	60	23	12					25KA AW17 BPX0	25KA AW17 BPX3	21KA AW17 BPX6	25KA AW17 BPX8	■
										25KA AW17 BPN0	25KA AW17 BPN3	25KA AW17 BPN6	25KA AW17 BPN8	■
	G 1/2	22	61	23	17					25KA AW21 BPX0	25KA AW21 BPX3	25KA AW21 BPX6	25KA AW21 BPX8	■
										25KA AW21 BPN0	25KA AW21 BPN3	25KA AW21 BPN6	25KA AW21 BPN8	■
<p>Female Thread</p>	G 1/4	19	55	23	10					25KA IW13 BPX0	25KA IW13 BPX3	25KA IW13 BPX6	25KA IW13 BPX8	■
										25KA IW13 BPN0	25KA IW13 BPN3	25KA IW13 BPN6	25KA IW13 BPN8	■
	G 3/8	19	55	23	9					25KA IW17 BPX0	25KA IW17 BPX3	25KA IW17 BPX6	25KA IW17 BPX8	■
										25KA IW17 BPN0	25KA IW17 BPN3	25KA IW17 BPN6	25KA IW17 BPN8	■
	G 1/2	24	58	23	12					25KA IW21 BPX0	25KA IW21 BPX3	25KA IW21 BPX6	25KA IW21 BPX8	■
										25KA IW21 BPN0	25KA IW21 BPN3	25KA IW21 BPN6	25KA IW21 BPN8	■

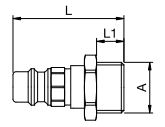
Couplings RECTUS Series 25KA

	A	Hex SW	L mm	D mm	L1 mm	L2 mm	Hex1 SW1	B mm	G mm	○ green Part Number	△ brown Part Number	⬡ blue Part Number	○ red Part Number	DS
 <p>Hose Barb</p>	6 mm	19	74	23	25					25KA TF06 BPX0 25KA TF06 BPN0	25KA TF06 BPX3 25KA TF06 BPN3	25KA TF06 BPX6 25KA TF06 BPN6	25KA TF06 BPX8 25KA TF06 BPN8	■ □
	9 mm	19	74	23	25					25KA TF09 BPX0 25KA TF09 BPN0	25KA TF09 BPX3 25KA TF09 BPN3	25KA TF09 BPX6 25KA TF09 BPN6	25KA TF09 BPX8 25KA TF09 BPN8	■ □
	13 mm	19	74	23	25					25KA TF13 BPX0 25KA TF13 BPN0	25KA TF13 BPX3 25KA TF13 BPN3	25KA TF13 BPX6 25KA TF13 BPN6	25KA TF13 BPX8 25KA TF13 BPN8	■ □
	6x8mm	19	61	23	7	6			M 12 x 1	25KA KO08 BPX0 25KA KO08 BPN0	25KA KO08 BPX3 25KA KO08 BPN3	25KA KO08 BPX6 25KA KO08 BPN6	25KA KO08 BPX8 25KA KO08 BPN8	■ □
	8x10mm			65		9	8		M 16 x 1	25KA KO10 BPX0 25KA KO10 BPN0	25KA KO10 BPX3 25KA KO10 BPN3	25KA KO10 BPX6 25KA KO10 BPN6	25KA KO10 BPX8 25KA KO10 BPN8	■ □
	10x12mm			65		9	8		M 16 x 1	25KA KO12 BPX0 25KA KO12 BPN0	25KA KO12 BPX3 25KA KO12 BPN3	25KA KO12 BPX6 25KA KO12 BPN6	25KA KO12 BPX8 25KA KO12 BPN8	■ □

Plugs RECTUS Series 25KA

	A	Hex SW	L mm	D mm	L1 mm	L2 mm	Hex1 SW1	B mm	G mm	○ green Part Number	△ brown Part Number	⬡ blue Part Number	○ red Part Number	DS
 <p>Hose Barb</p>	6 mm		50,5	15	25					26SF TF06 MXX0 26SF TF06 MXN0	26SF TF06 MXX3 26SF TF06 MXN3	26SF TF06 MXX6 26SF TF06 MXN6	26SF TF06 MXX8 26SF TF06 MXN8	■ □
	9 mm		50,5	15	25					26SF TF09 MXX0 26SF TF09 MXN0	26SF TF09 MXX3 26SF TF09 MXN3	26SF TF09 MXX6 26SF TF09 MXN6	26SF TF09 MXX8 26SF TF09 MXN8	■ □
	13 mm		50,5	15	25					26SF TF13 MXX0 26SF TF13 MXN0	26SF TF13 MXX3 26SF TF13 MXN3	26SF TF13 MXX6 26SF TF13 MXN6	26SF TF13 MXX8 26SF TF13 MXN8	■ □
	6x8 mm		43,5		7	6			M 12 x 1	26SF KO08 MXX0 26SF KO08 MXN0	26SF KO08 MXX3 26SF KO08 MXN3	26SF KO08 MXX6 26SF KO08 MXN6	26SF KO08 MXX8 26SF KO08 MXN8	■ □
	8x10 mm	17		43,5		8,5	8,5		M 16 x 1	26SF KO10 MXX0 26SF KO10 MXN0	26SF KO10 MXX3 26SF KO10 MXN3	26SF KO10 MXX6 26SF KO10 MXN6	26SF KO10 MXX8 26SF KO10 MXN8	■ □
	 <p>Plastic Hose Connection</p>	6 mm		60		17	14	17	4	M 12 x 1	26SF TS06 MXX0 26SF TS06 MXN0	26SF TS06 MXX3 26SF TS06 MXN3	26SF TS06 MXX6 26SF TS06 MXN6	26SF TS06 MXX8 26SF TS06 MXN8
9 mm			60		17	14	17	4	M 14 x 1	26SF TS09 MXX0 26SF TS09 MXN0	26SF TS09 MXX3 26SF TS09 MXN3	26SF TS09 MXX6 26SF TS09 MXN6	26SF TS09 MXX8 26SF TS09 MXN8	■ □
13 mm			60		25	14	19	4	M 16 x 1	26SF TS13 MXX0 26SF TS13 MXN0	26SF TS13 MXX3 26SF TS13 MXN3	26SF TS13 MXX6 26SF TS13 MXN6	26SF TS13 MXX8 26SF TS13 MXN8	■ □

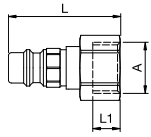
Plugs RECTUS Series 25KA

	A	Hex SW	L mm	D mm	L1 mm	L2 mm	Hex1 SW1	B mm	G mm	○ green Part Number	△ brown Part Number	⬡ blue Part Number	○ red Part Number	DS
 <p>Male Thread</p>	G 1/4	19	36,5		9					26SF AW13 MXX0 26SF AW13 MXN0	26SF AW13 MXX3 26SF AW13 MXN3	26SF AW13 MXX6 26SF AW13 MXN6	26SF AW13 MXX8 26SF AW13 MXN8	■ □
	G 3/8	24	41,5		12					26SF AW17 MXX0 26SF AW17 MXN0	26SF AW17 MXX3 26SF AW17 MXN3	26SF AW17 MXX6 26SF AW17 MXN6	26SF AW17 MXX8 26SF AW17 MXN8	■ □

DS = Delivery Status: ■ in stock □ on short call □ medium term delivery

Plugs

RECTUS Series 25KA



Female Thread

A	Hex SW	L mm	D mm	L1 mm	L2 mm	Hex1 SW1	B mm	G mm	○ green Part Number	△ brown Part Number	⬡ blue Part Number	⬢ red Part Number	DS
G 1/4	17	36,5	8						26SF IW13 MXX0	26SF IW13 MXX3	26SF IW13 MXX6	26SF IW13 MXX8	■
									26SF IW13 MXN0	26SF IW13 MXN3	26SF IW13 MXN6	26SF IW13 MXN8	■□
G 3/8	19	36,5	8						26SF IW17 MXX0	26SF IW17 MXX3	26SF IW17 MXX6	26SF IW17 MXX8	■
									26SF IW17 MXN0	26SF IW17 MXN3	26SF IW17 MXN6	26SF IW17 MXN8	■□



Nominal Diameter

7.4 = 42 mm²



RECTUS Series

65-67



35% of actual size

Technical Description

The 65-67 series are quick connect couplings designed for use as pressure regulators for fuel, gas and oxygen as well as welding torches.

Advantages

Our „RectuKey“ coding system prevents mixing up media. Up to three different media can be safely (non-interchangeable) connected with the standard version. The 65 - 67 series can be equipped with both a safety locking system (ensures that an unintentional disconnection cannot occur) as well as without a safety locking system.

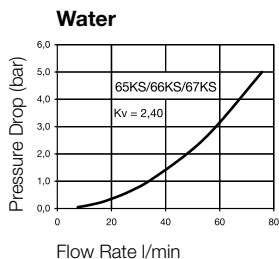
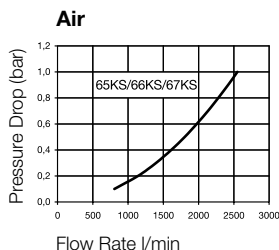
Working Pressure

PB = 35 bar, maximum static working pressure with safety factor of 4 to 1.

Working Temperature

-20°C up to +100°C (NBR) depending on the medium.

Chart



Material

Coupling

- Valve Body
- Sleeve
- Back Body
- Valve
- Spring and Locking Ring
- Locking Balls

Standard

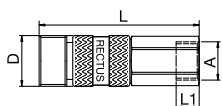
- Brass, ungreased
- Brass, ungreased
- Brass, ungreased
- Brass, ungreased
- AISI 301
- AISI 420

Plug

- Brass, ungreased
- Dust Cap on request

Couplings

RECTUS Series 65-67



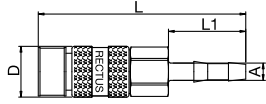
Female Thread

Connection A	Hex SW	L mm	D mm	L1 mm	L2 mm	Hex1 SW1	B mm	G mm	Version	Part Number	DS
Oxygen											
G 1/4 right	19	69,5	22	10					Standard	65KS IW13 MVX	■□
G 3/8 right	19	69,5	22	9					Standard	65KS IW17 MVX	■
Fuel gas											
G 1/4 left	19	69,5	22	10					Standard	66KS IL13 MEX	■□
G 3/8 left	19	69,5	22	10					Standard	66KS IL17 MEX	■□
Var. Media											
G 1/4 left	19	69,5	22	10					Standard	67KS IL13 MVX	■□
G 3/8 left	19	69,5	22	10					Standard	67KS IL17 MVX	■□

DS = Delivery Status: ■ in stock ■□ on short call □ medium term delivery

Couplings

RECTUS Series 65-67

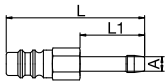


Hose Barb

Connection A	Hex SW	L mm	D mm	L1 mm	L2 mm	Hex1 SW1	B mm	G mm	Version	Part Number	DS
Oxygen											
6 mm	19	90	22	33					Standard	65KS TF06 MVX	■
9 mm	19	90	22	33					Standard	65KS TF09 MVX	■
Fuel gas											
6 mm	19	90	22	33					Standard	66KS TF06 MEX	■□
9 mm	19	90	22	33					Standard	66KS TF09 MEX	■□
Var. Media											
6 mm	19	90	22	33					Standard	67KS TF06 MVX	■□
9 mm	19	90	22	33					Standard	67KS TF09 MVX	■□

Plugs

RECTUS Series 65-67

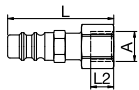


Hose Barb

Connection A	Hex SW	L mm	D mm	L1 mm	L2 mm	Hex1 SW1	B mm	G mm	Version	Part Number	DS
Oxygen											
6 mm		60		28					Standard	65SS TF06 MXX	■
9 mm		60		28					Standard	65SS TF09 MXX	■
Fuel gas											
6 mm		60		28					Standard	66SS TF06 MXX	■
9 mm		60		28					Standard	66SS TF09 MXX	■
Var. Media											
6 mm		60		28					Standard	67SS TF06 MXX	■
9 mm		60		28					Standard	67SS TF09 MXX	■□

Plugs

RECTUS Series 65-67



Female Thread

Connection A	Hex SW	L mm	D mm	L1 mm	L2 mm	Hex1 SW1	B mm	G mm	Version	Part Number	DS
Oxygen											
G 1/4 right	17	46		10					Standard	65SS IW13 MXX	■
G 3/8 right	19	46		10					Standard	65SS IW17 MXX	■
Fuel gas											
G 1/4 left	17	46		10					Standard	66SS IL13 MXX	■
G 3/8 left	19	46		10					Standard	66SS IL17 MXX	■
Var. Media											
G 1/4 left	17	46		10					Standard	67SS IL13 MXX	■
G 3/8 left	19	46		10					Standard	67SS IL17 MXX	■□



Nominal Diameter

8 = 50 mm²

RECTUS Series

99KL



60% of actual size



Technical Description

Dry-Break, unmistakable system. During the connection process, the plug and the coupling seals before both valves open. The valves close simultaneously when disconnected, allowing the coupling and plug to be separated afterward. This ensures minimum leakage. Coded via two lateral grooves on the plug and a similar guide in the coupling, which are arranged in different angular

degrees. Particularly suitable for liquid and aggressive media especially for High Purity Applications.

Advantages

Single handed operation. 8-way coding. All individual parts are electro-burnished.

Working Pressure

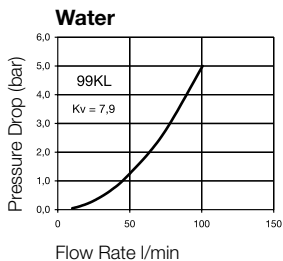
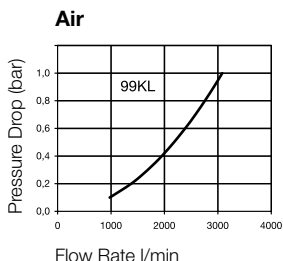
PB = 6 bar, maximum static working pressure with safety factor of 4 to 1.

Working Temperature*

-0°C up to +316°C (FFKM) depending on the medium.

Information about the plug Protection Cap (Part-No. SK 99 EXXS) on request.

Chart



You will find the following alternative versions in our current catalogue on page:

► Stainless Steel Dry-Break P. 220

Material

Coupling

- Back Body
- Valve Body
- Sleeve
- Valve
- Spring and Locking Ring
- Locking Balls
- Seals
- Valve Stem Guide
- Threaded Nut

Standard

- AISI 316 L
- AISI 316 L
- AISI 316 L
- AISI 316 L
- AISI 301
- AISI 316 L
- FFKM 4079
- PTFE
- AISI 316 L

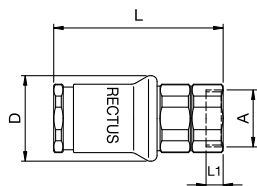
Plug

- Plug Profile
- Valve Stem Guide
- Valve
- Spring
- Seals
- Threaded Nut

- AISI 316 L
- PTFE
- AISI 316 L
- AISI 301
- FFKM 4079
- AISI 316 L

Couplings

RECTUS Series 99 KL



Female Thread

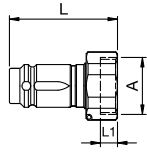
Connection A	Hex SW	L mm	D mm	L1 mm	L2 mm	Hex1 SW1	B mm	G mm	Version	Part Number	DS
M 30 x 2/30°	34	97	45	10					Standard	99KL IM30 EKX30	■
M 30 x 2/45°									Standard	99KL IM30 EKX45	■
M 30 x 2/60°									Standard	99KL IM30 EKX60	■
M 30 x 2/75°									Standard	99KL IM30 EKX75	■
M 30 x 2/90°									Standard	99KL IM30 EKX90	■
M 30 x 2/105°									Standard	99KL IM30 EKX105	■
M 30 x 2/120°									Standard	99KL IM30 EKX120	■
M 30 x 2/150°									Standard	99KL IM30 EKX150	■

DS = Delivery Status:

■ in stock

□ on short call

□ medium term delivery



Female Thread

Connection A	Hex SW	L mm	D mm	L1 mm	L2 mm	Hex1 SW1	B mm	G mm	Version	Part Number	DS
M 30 x 2/30°	34	57		9					Standard	99SL IM30 EKX30	<input type="checkbox"/>
M 30 x 2/45°									Standard	99SL IM30 EKX45	<input type="checkbox"/>
M 30 x 2/60°									Standard	99SL IM30 EKX60	<input type="checkbox"/>
M 30 x 2/75°									Standard	99SL IM30 EKX75	<input type="checkbox"/>
M 30 x 2/90°									Standard	99SL IM30 EKX90	<input type="checkbox"/>
M 30 x 2/105°									Standard	99SL IM30 EKX105	<input type="checkbox"/>
M 30 x 2/120°									Standard	99SL IM30 EKX120	<input type="checkbox"/>
M 30 x 2/150°									Standard	99SL IM30 EKX150	<input type="checkbox"/>

RectuTest



Detect power losses. Cut costs. Assign the true consumption to the right cost centre. Keep your compressed air system under control with RectuTest.

Determining the exact consumption of compressed air used to be a costly venture and was often rejected for investment reasons. It was also difficult to assess the effectiveness and level of efficiency of the compressed air tools used.

The RectuTest RT02 unit measures the flow of compressed air through pipelines. It determines the current volume flow with an accuracy level of approx. 2.5% of the measured value.

A specially developed nozzle is used to create a small pressure drop in the through-flow. This so-called effective pressure is a

measure of the current flow volume. The exact standard volume flow is determined through simultaneous measurement of the medium temperature and the system pressures in the pressure line.

With its integrated display, the microprocessor-controlled RectuTest RT02 shows either the current volume flow in standard l/min or standard m³/h. Further display options are: compressed air consumption in m³/h, system pressure in bar and system temperature in °C.

The network function is specially integrated for several permanently installed devices. This permits the simple remote control and remote scanning of an almost unlimited number of RectuTest RT02 units through a linked-up PC.

Technical data

Housing: ABS grey (IP 65), W 80 x L 240 x H 60 mm

Power supply: 220 V/5 watts

Operating temperature: 0°C up to 60°C

Pressure drop: 0.1 bar (in the nozzle)


Measuring accuracy: ± 2.5% of measured value (flow rate and consumption measurement in the specified operating temperature and measuring ranges, according to table)

Permissible operating pressure: max. 10 bar

Resistance to pressure: max. 16 bar (without measurement)

Network: Any number of measuring units can be linked up using network socket

RectuTest RECTUS Measuring-Systems

	Description	Part Number	DS
Standard Design: 	RectuTest with following equipment:	RT 02 Set	■
	- 1/2" measuring nozzle		
	- 2 pcs. 2 m plastic hose		
	- temperature sensor with cable		
	- software for PC port		
	- PC connecting cable		
	- connection coupling		
	- operating instructions		
Optional equipment:	Measuring diaphragm Ø 2 with 1/4" pipe thread*	RD 13/02	□
	Measuring diaphragm Ø 4 with 1/4" pipe thread*	RD 13/04	□
	1" measuring nozzle with 1" pipe thread*	RD 33	■ □
	2" measuring nozzle with 2" pipe thread*	RD 60	■ □
	Network cable for connecting several meters (standard 5 m, other lengths on request)	RTZ-1	■ □

* made of nickel-plated brass incl. CD-ROM with calibration data.

DS = Delivery Status: ■ in stock □ on short call ■ □ medium term delivery

Scope of delivery

The RectuTest RT02 is supplied in a sturdy case with plastic inserts. The standard equipment includes the following:

- RectuTest RT02 measuring unit with power cable
- 1/2" nozzle (calibrated)
- measuring hoses made of PA, each 2 m long
- temperature sensor with 2 m connecting cable
- one set of quick connect couplings complete with connectors
- PC connecting cable 5 m for parallel port
- software on 3.5" disk for remote control of the RectuTest RT02
- operating instructions

The following are available as optional extras:

- 16-bit software (Win 3.1x)
- PC cable for serial port
- measuring nozzles, 2 mm and 4 mm**
- 1" nozzle, 2" nozzle**
- other measuring nozzles on request
- network cable, length at customer's request
- analog interface, 4-20 mA, 0-1 V
- ** with calibration data on CD-ROM

Software for Windows 95 + Win 98 + Win NT 4.0 allowing remote control of all functions of an individual unit or of all networked units through a PC is supplied with the RectuTest RT02. The measured results can be continuously stored, with time stamp. The stored data can be printed out or further processed using other software programs, such as Word or Excel. Hardware requirements: PC with Windows 95 or higher, with CD-ROM-drive. In this way, the compressed air consumption can be assigned to the individual cost centres in the company.

Further applications are, for example, checking volume flows for values that are too high or too low.

Measuring ranges for compressed air

Output pressure	Volume flow, standardised in l/min.				
	2 mm nozzle	2 mm nozzle	1/2" nozzle	1" nozzle	2" nozzle
1 bar	3,2 to 48	14 to 210	102 to 1530	287 to 4300	1136 to 17000
6 bar	6,3 to 95	27 to 410	200 to 3000	567 to 8500	2200 to 33000
10 bar	8,0 to 120	34 to 510	250 to 3750	700 to 10500	2760 to 41500



Components/RectuPush/Blow-Guns

Threaded Nut RECTUS Components



DIN EN 560
(left handed thread marked)

Connection	Hex mm	Length mm	Version	Part Number	DS
G 1/8 right	12	11	Brass	UR 10	■
	12	11	AISI 303	UR 10 R	□
G 1/4 right	17	15,5	Brass	UR 13	■
	17	15,5	AISI 303	UR 13 R	□
	17	15,5	AISI 316 L	UR 13 E	□
G 3/8 right	19	16,5	Brass	UR 17	■
	19	14,5	Brass	UR 17 S***	□
	19	16,5	AISI 303	UR 17 R	□
	19	16,5	AISI 316 L	UR 17 E	□
G 1/4 r. f. 9 mm	17	15,5	Brass	UR 13/9*	■
	17	15,5	AISI 303	UR 13/9 R*	□
G 1/2 right	24	20,5	Brass	UR 21	■
	24	20,5	AISI 303	UR 21 R	□
	24	20,5	AISI 316 L	UR 21 E	□
G 1/4 left	17	15,5	Brass	UL 13	■
	17	15,5	AISI 303	UL 13 R	□
G 3/8 left	19	16,5	Brass	UL 17**	■
	19	16,5	AISI 303	UL 17 R	□
	19	16,5	AISI 316 L	UL 17 E	□
G 1/2 left	24	20,5	Brass	UL 21	■

* only for STP 13/09
 ** only to use with male x male nipples marked
 *** shortened version, useable for all sizes

Hose Tail, Short RECTUS Components




Connection	Hex mm	Length mm	Version	Part Number	DS
4 mm for G 1/8		27,5	Brass	STP 10/04	■
		27,5	AISI 303	STP 10/04 R	□
6 mm for G 1/8		28	Brass	STP 10/06	■
		28	AISI 303	STP 10/06 R	□
4 mm for G 1/4		30,5	Brass	STP 13/04	■
		30,5	AISI 303	STP 13/04 R	□
		35,5	Brass	STP 13/06	□
6 mm for G 1/4		35,5	AISI 303	STP 13/06 R	□
		35,5	AISI 316 L	STP 13/06 E	□
		35,5	Brass	STP 13/09*	□
9 mm for G 1/4		35,5	AISI 303	STP 13/09 R*	□
		31	Brass	STP 17/04	■
6 mm for G 3/8		36	Brass	STP 17/06	■
		36	AISI 303	STP 17/06 R	□
		36	AISI 316 L	STP 17/06 E	□

* UR 13/9 required

DS = Delivery Status: ■ in stock □ on short call □ medium term delivery


Hose Tail, short

RECTUS Components

	Connection	Hex mm	Length mm	Version	Part Number	DS	
	9 mm for G 3/8		36	Brass	STP 17/09	■	
			36	AISI 303	STP 17/09 R	□	
			36	AISI 316 L	STP 17/09 E	□	
	6 mm for G 1/2			38	Brass	STP 21/06	■
		9 mm for G 1/2		38	Brass	STP 21/09	■
				38	AISI 303	STP 21/09 R	□
			38	AISI 316 L	STP 21/09 E	□	
	13 mm for G 1/2		44	Brass	STP 21/13	■	


Hose Tail, long

RECTUS Components


	Connection	Hex mm	Length mm	Version	Part Number	DS
 DIN EN 560	4 mm for G 1/4		47	Brass	STD 13/04	■
	6 mm for G 1/4		47	Brass	STD 13/06	■
	4 mm for G 3/8		47,5	Brass	STD 17/04	■
	6 mm for G 3/8		47,5	Brass	STD 17/06	■
	9 mm for G 3/4		47,5	Brass	STD 17/09	■

Hose Tail Barb

RECTUS Components

	Connection	Hex mm	Length mm	Version	Part Number	DS
 with Male Thread (* inner cone 45°)	M 5, 3 mm	7	15,5	Brass	GT 05/03	■
		7	15,5	AISI 303	GT 05/03 R	□
		7	15,5	AISI 316 L	GT 05/03 E	□
	M 5, 4 mm	7	15,5	Brass	GT 05/04	■
		7	15,5	AISI 303	GT 05/04 R	□
		7	15,5	AISI 316 L	GT 05/04 E	□
	M 6, 4 mm	8	23	Brass	GT 06/04	■
	G 1/8, 4 mm*	14	28	Brass	GT 10/04	■
		14	28	AISI 303	GT 10/04 R	□
		14	28	AISI 316 L	GT 10/04 E	□
	G 1/8, 6 mm*	14	33	Brass	GT 10/06	■
		14	33	AISI 303	GT 10/06 R	□
		14	33	AISI 316 L	GT 10/06 E	■

Hose Tail Barb RECTUS Components




with Male Thread
(* inner cone 45°)

Connection	Hex mm	Length mm	Version	Part Number	DS
G 1/8, 8 mm*	14	33	Brass	GT 10/08	■
G 1/8, 9 mm*	14	33	Brass	GT 10/09	■
	14	33	AISI 303	GT 10/09 R	□
	14	33	AISI 316 L	GT 10/09 E	■
G 1/4, 4 mm*	17	29,5	Brass	GT 13/04	■
	17	29,5	AISI 303	GT 13/04 R	□
	17	29,5	AISI 316 L	GT 13/04 E	□
G 1/4, 6 mm*	17	34,5	Brass	GT 13/06	■
	17	34,5	AISI 303	GT 13/06 R	■
	17	34,5	AISI 316 L	GT 13/06 E	□
G 1/4, 8 mm*	17	34,5	Brass	GT 13/08	■
G 1/4, 9 mm*	17	34,5	Brass	GT 13/09	■
	17	34,5	AISI 303	GT 13/09 R	■
	17	34,5	AISI 316 L	GT 13/09 E	□
G 1/4, 13 mm*	17	34,5	Brass	GT 13/13	■
G 3/8, 6 mm*	19	36	Brass	GT 17/06	■
	19	36	AISI 303	GT 17/06 R	□
	19	36	AISI 316 L	GT 17/06 E	□
G 3/8, 8 mm*	19	36	Brass	GT 17/08	■
G 3/8, 9 mm*	19	36	Brass	GT 17/09	■
	19	36	AISI 303	GT 17/09 R	■
	19	36	AISI 316 L	GT 17/09 E	□
G 3/8, 13 mm*	19	42	Brass	GT 17/13	■
	19	42	AISI 303	GT 17/13 R	■
	19	42	AISI 316 L	GT 17/13 E	■
G 1/2, 6 mm*	24	39	Brass	GT 21/06	■
G 1/2, 9 mm*	24	39	Brass	GT 21/09	■
	24	39	AISI 303	GT 21/09 R	■
	24	39	AISI 316 L	GT 21/09 E	□
G 1/2, 13 mm*	24	45	Brass	GT 21/13	■
	24	45	AISI 303	GT 21/13 R	■
	24	45	AISI 316 L	GT 21/13 E	□
G 3/4, 13 mm*	32	48,5	Brass	GT 26/13	■
G 3/4, 16 mm*	32	56,5	Brass	GT 26/16	■
G 3/4, 19 mm*	32	56,5	Brass	GT 26/19	■
G 1, 25 mm*	36	67,5	Brass	GT 33/25	■

DS = Delivery Status: ■ in stock □ on short call □ medium term delivery

Hose Tail Barb

RECTUS Components



Female Thread

Connection	Hex mm	Length mm	Version	Part Number	DS
G 1/8, 6 mm	12	31	Brass	GI 10/06	■
G 1/8, 8 mm	12	31	Brass	GI 10/08	■
G 1/4, 6 mm	17	33	Brass	GI 13/06	■
G 1/4, 8 mm	17	33	Brass	GI 13/08	■
G 1/4, 9 mm	17	33	Brass	GI 13/09	■
G 1/4, 13 mm	17	39	Brass	GI 13/13	■
G 3/8, 6 mm	19	33	Brass	GI 17/06	■
G 3/8, 8 mm	19	33	Brass	GI 17/08	■
G 3/8, 9 mm	19	33	Brass	GI 17/09	■
G 3/8, 13 mm	19	40	Brass	GI 17/13	■
G 1/2, 6 mm	24	36	Brass	GI 21/06	■
G 1/2, 8 mm	24	36	Brass	GI 21/08	■
G 1/2, 9 mm	24	36	Brass	GI 21/09	■
G 1/2, 13 mm	24	43	Brass	GI 21/13	■

Hose Repairer

RECTUS Components



* DIN EN 560
** for hard hoses

Connection	Hex mm	Length mm	Version	Part Number	DS
4 mm		50	Brass	DS 04/04 P**	■
6 mm		72	Brass	DS 06/06*	■
8 mm		72	Brass	DS 08/08*	■
9 mm		72	Brass	DS 09/09*	■
13 mm		74	Brass	DS 13/13	■

Hose Repairer, short

RECTUS Components



Connection	Hex mm	Length mm	Version	Part Number	DS
4 mm		19	Brass	DK 04/04	■
6 mm		19	Brass	DK 06/06	■

Male x Male Nipple RECTUS Components

Connection	Hex mm	Length mm	Version	Part Number	DS
M 5 x M 5	7	13	Brass	DN 05/05	■
	7	13	AISI 303	DN 05/05 R	□
	7	13	AISI 316 L	DN 05/05 E	□
M 5 x G 1/8	14	17	Brass	DN 05/10	■
	14	17	AISI 303	DN 05/10 R	□
	14	17	AISI 316 L	DN 05/10 E	□
M 5 x G 1/4	17	18,5	Brass	DN 05/13	■
G 1/8 x G 1/8*	14	19	Brass	DN 10/10	■
	14	19	AISI 303	DN 10/10 R	□
	14	19	AISI 316 L	DN 10/10 E	□
R 1/8 x R 1/8 con	12	21	Brass	DN 10/10 K	■
G 1/8 x G 1/4*	17	19,5	Brass	DN 10/13	■
	17	19,5	AISI 303	DN 10/13 R	□
	17	19,5	AISI 316 L	DN 10/13 E	□
G 1/8 x G 3/8**	19	21	Brass	DN 10/17	■
G 1/4 x G 1/4*	17	22	Brass	DN 13/13	■
	17	22	AISI 303	DN 13/13 R	■
	17	22	AISI 316 L	DN 13/13 E	□
R 1/4 x R 1/4 con	14	30	Brass	DN 13/13 K	■
G 1/4 x G 3/8 **	19	22,5	Brass	DN 13/17	■
	19	22,5	AISI 303	DN 13/17 R	□
	19	22,5	AISI 316 L	DN 13/17 E	□
G 1/4 x G 3/8 ext.***	19	24,5	Brass	DN 13/17 V	■
G 1/4 x G 1/2*	24	25,5	Brass	DN 13/21	■
G 3/8 x G 3/8**	19	23	Brass	DN 17/17	■
	19	23	AISI 303	DN 17/17 R	■
	19	23	AISI 316 L	DN 17/17 E	□
G 3/8 x G 3/8 long***	19	27	Brass	DN 17/17 V	■
R 3/8 x R 3/8 con.	17	30	Brass	DN 17/17 K	■
G 3/8 x G 1/2**	24	26	Brass	DN 17/21	■
	24	26	AISI 303	DN 17/21 R	■
	24	26	AISI 316 L	DN 17/21 E	□
G 3/8 x G 3/4**	32	29,5	Brass	DN 17/26	■
G 1/2 x G 1/2*	24	28	Brass	DN 21/21	■
	24	28	AISI 303	DN 21/21 R	□
	24	28	AISI 316 L	DN 21/21 E	□
R 1/2 x R 1/2 con	22	34	Brass	DN 21/21 K	■
G 1/2 x G 3/4*	32	31,5	Brass	DN 21/26	■
G 1/2 x G 1*	36	36,5	Brass	DN 21/33	■
G 3/4 x G 3/4*	32	33	Brass	DN 26/26	■
G 3/4x G 1*	36	34	Brass	DN 26/33	■
G 1 x G1*	36	37	Brass	DN 33/33	■
G 1/4 l. x G 1/4 l.*	14	34	Brass	DN 13/13 L	■
G 1/4 l. x G 3/8 l.*	17	35,5	Brass	DN 13/17 L	■
G 3/8 l. x G 3/8 l.*	17	37	Brass	DN 17/17 L	■




* inner cone 45°
 ** inner cone 45°, useable only together with threaded nut UR 17 S
 *** inner cone 45°, useable with threaded nut UR17

DS = Delivery Status: ■ in stock □ on short call □ medium term delivery

Male x Male Nipples adjustable

RECTUS Components



Connection	Hex mm	Length mm	Version	Part Number	DS
R 1/8 x R 1/8	15	27	Brass	LD 10/10 K	■
R 1/4 x R 1/4	19	34	Brass	LD 13/13 K	■
R 3/8 x R 3/8	22	37	Brass	LD 17/17 K	■
R 1/2 x R 1/2	27	44,5	Brass	LD 21/21 K	■
R 3/4 x R 3/4	36	53	Brass	LD 26/26 K	■
R 1 x R 1	46	64	Brass	LD 33/33 K	■

Reducing Bush, Short

RECTUS Components



Connection	Hex mm	Length mm	Version	Part Number	DS
M 5 i. x G 1/8 o.	14	11	Brass	RK 05/10	■
	14	11	AISI 303	RK 05/10 R	□
	14	11	AISI 316 L	RK 05/10 E	□
M 5 i. x G 1/4 o.	17	12,5	Brass	RK 05/13	■
G 1/8 i. x G 1/4 o.	17	12,5	Brass	RK 10/13	■
	17	12,5	AISI 303	RK 10/13 R	□
	17	12,5	AISI 316 L	RK 10/13 E	□
G 1/8 i. x G 3/8 o.	19	13	Brass	RK 10/17	■
G 1/8 i. x G 1/2 o.	24	17	Brass	RK 10/21	■
G 1/4 i. x G 3/8 o.	19	14	Brass	RK 13/17	■
	19	14	AISI 303	RK 13/17 R	■
	19	14	AISI 316 L	RK 13/17 E	□
G 1/4 i. x G 1/2 o.	24	17	Brass	RK 13/21	■
G 3/8 i. x G 1/2 o.	24	17	Brass	RK 17/21	■
	24	17	AISI 303	RK 17/21 R	□
	24	17	AISI 316 L	RK 17/21 E	□
G 3/8 i. x G 3/4 o.	32	18	Brass	RK 17/26	■
G 1/2 i. x G 3/4 o.	32	20,5	Brass	RK 21/26	■
G 1/2 i. x G 1 o.	36	21,5	Brass	RK 21/33	■
G 3/4 i. x G 1 o.	36	21,5	Brass	RK 26/33	■

⚠ Please consider our security advices on the pages 12/13 ⚠

Reducing Bush, Long RECTUS Components



* inner cone 45°

Connection	Hex mm	Length mm	Version	Part Number	DS
M 5 o. x M 5 i.	8	15	Brass	RL 05/05	■
M 5 o. x G 1/8 i.	14	17	Brass	RL 05/10	■
G 1/8 o. x M 5 i.	14	17	Brass	RL 10/05	■
G 1/8 o. x G 1/8 i.*	14	23	Brass	RL 10/10	■
G 1/8 o. x G 1/4 i.*	17	26	Brass	RL 10/13	■
G 1/4 o. x G 1/8 i.*	17	26	Brass	RL 13/10	■
G 1/4 o. x G 1/4 i.*	17	28	Brass	RL 13/13	■
G 1/4 o. x G 3/8 i.*	19	29	Brass	RL 13/17	■
G 3/8 o. x G 1/4 i.*	19	29	Brass	RL 17/13	■
G 3/8 o. x G 3/8 i.*	19	29	Brass	RL 17/17	■
G 3/8 o. x G 1/2 i.*	24	32	Brass	RL 17/21	■
G 1/2 o. x G 3/8 i.*	24	34	Brass	RL 21/17	■
G 1/2 o. x G 1/2 i.*	24	34	Brass	RL 21/21	■
G 1/2 o. x G 3/4 i.*	32	31	Brass	RL 21/26	■

Female x Female Socket RECTUS Components




Connection	Hex mm	Length mm	Version	Part Number	DS
M 5	8	12	Brass	MU 05	■
M 5	8	12	AISI 303	MU 05 R	■
G 1/8	14	22	Brass	MU 10	■
	14	22	AISI 303	MU 10 R	□
	14	22	AISI 316 L	MU 10 E	□
G 1/4	17	26	Brass	MU 13	■
	17	26	AISI 303	MU 13 R	□
	17	26	AISI 316 L	MU 13 E	□
G 3/8	22	26	Brass	MU 17	■
	22	26	AISI 303	MU 17 R	□
	22	26	AISI 316 L	MU 17 E	□
G 1/2	27	30	Brass	MU 21	■
	27	30	AISI 303	MU 21 R	□
	27	30	AISI 316 L	MU 21 E	□
G 3/4	32	36	Brass	MU 26	■
G 1	41	40	Brass	MU 33	■

DS = Delivery Status: ■ in stock □ on short call □ medium term delivery

90° Elbow


RECTUS Components



Connection	Hex mm	Version	Part Number	DS
M 5	10	Brass	WS 05	■
M 5	10	Aluminium elox.	WS 05 A	□
G 1/8	16	Brass	WS 10	■
G 1/8	16	Aluminium elox.	WS 10 A	■
G 1/4	22	Brass	WS 13	■
G 1/4	22	Aluminium elox.	WS 13 A	■
G 3/8	27	Brass	WS 17	■
G 3/8	27	Aluminium elox.	WS 17 A	■

Tee

RECTUS Components



Connection	Hex mm	Version	Part Number	DS
M 5	10	Brass	TK 05	■
M 5	10	Aluminium elox.	TK 05 A	□
G 1/8	15	Brass	TK 10	□
G 1/8	16	Aluminium elox.	TK 10 A	□
G 1/4	22	Brass	TK 13	■
G 1/4	22	Aluminium elox.	TK 13 A	□
G 3/8	27	Brass	TK 17	■
G 3/8	27	Aluminium elox.	TK 17 A	□

4 Port Manifold

RECTUS Components




Connection	Hex mm	Version	Part Number	DS
G 1/8	30	Aluminium	VB 10	■
G 1/4	30	Aluminium	VB 13	■
G 3/8	43	Aluminium	VB 17	■
G 1/2	52	Aluminium	VB 21	■

⚠ Please consider our security advices on the pages 12/13 ⚠


Multi-Port Manifold

RECTUS Components

	Connection	1 Entry	9 Exit	Hex mm	Version	Part Number	DS
	G 1/8 x M 5	G 1/8	M 5	20	Aluminium elox.	VL 10/05	■
	G 3/8 x G 1/8	G 3/8	G 1/8	30	Aluminium elox.	VL 17/10	■
	G 1/2 x G 1/4	G 1/2	G 1/4	36	Aluminium elox.	VL 21/13	■


Bulkhead Lock Nut

RECTUS Components

	Connection	Hex mm	Version	Part Number	DS
	G 1/8	15	Brass	KM 10 W	■
	G 1/4	17	Brass	KM 13 W	■
	G 3/8	22	Brass	KM 17 W	■
	G 1/2	27	Brass	KM 21 W	■
	G 3/4	30	Brass	KM 26 W	■
	M 6 x 0,75	9	Brass	KM 06 M	□
	M 8 x 1	12	Brass	KM 08 M	■
	M 10 x 1	12	Brass	KM 10 M	■
	M 12 x 1	17	Brass	KM 12 M	■
	M 14 x 1	19	Brass	KM 14 M	■

Blanking Plug

RECTUS Components

	Connection	Hex mm	Length mm	Version	Part Number	DS
 Socket Pipe (DIN 908)	M 5 (head pipe)	8	8	Brass	VZ 05	■
		8	8	AISI 303	VZ 05 R	■
	G 1/8	5	11	Brass	VZ 10	■
		5	11	AISI 303	VZ 10 R	■
		5	11	AISI 316 L	VZ 10 E	■
	G 1/4	6	15	Brass	VZ 13	■
		6	5	AISI 303	VZ 13 R	■
		6	5	AISI 316 L	VZ 13 E	□
	G 3/8	8	15	Brass	VZ 17	■
		8	15	AISI 303	VZ 17 R	■
		8	15	AISI 316 L	VZ 17 E	■
	G 1/2	10	18	Brass	VZ 21	■
		10	18	AISI 303	VZ 21 R	□
		10	18	AISI 316 L	VZ 21 E	■
	G 3/4	12	20	Brass	VZ 26	■


DS = Delivery Status: ■ in stock

□ on short call

□ medium term delivery


Blanking Plug

RECTUS Components

	Connection	Hex mm	Version	Part Number	DS	
 <p>Tapered, with Socket Pipe (DIN 906)</p>	R 1/8	5	Brass	VK 10	■	
	R 1/4	7	Brass	VK 13	■	
	R 3/8	8	Brass	VK 17	■	


Washer, PVC

RECTUS Components

	Connection	Hex mm	Version	Part Number	DS
 <p>(Captive version page 329)</p>	for M5			PD 05	■
	for G 1/8			PD 10	■
	for G 1/4			PD 13	■
	for G 3/8			PD 17	■
	for G 1/2			PD 21	■
	for G 3/4			PD 26	■


Washer, Fiber

RECTUS Components


	Connection	Hex mm	Part Number	DS
	for M5		FD 05	■
	for G 1/8		FD 10	■
	for G 1/4		FD 13	■
	for G 3/8		FD 17	■
	for G 1/2		FD 21	■
	for G 3/4		FD 26	■

Washer, Aluminium


RECTUS Components

	Connection	Hex mm	Part Number	DS
	for G 1/8		AD 10	■
	for G 1/4		AD 13	■
	for G 3/8		AD 17	■
	for G 1/2		AD 21	■
	for G 3/4		AD 26	■
	for G 1		AD 33	■


Female Stud Fitting **RECTUS Components**

	Connection	Hex mm	Length mm	Version	Part Number	DS
	G 1/8, 4 x 6 mm	14	23	Brass	MV 10/06	■
G 1/4, 4 x 6 mm	17	25	Brass	MV 13/06	■	
G 1/4, 6 x 8 mm	17	25	Brass	MV 13/08	■	
G 1/4, 8 x 10 mm	17	29	Brass	MV 13/10	■□	
G 3/8, 6 x 8 mm	19	25	Brass	MV 17/08	■□	
G 3/8, 8 x 10 mm	19	29	Brass	MV 17/10	■□	


Swivelling Spring Guard **RECTUS Components**

	Connection	Hex mm	Length mm	Version	Part Number	DS
	R 1/8, 3,1 x 4,7 mm	11		Brass	DV 10/05	■
R 1/4, 4,8 x 6,3 mm	14		Brass	DV 13/06	■□	
R 1/4, 6,3 x 7,9 mm	14		Brass	DV 13/08	■	
R 1/4, 7,9 x 9,5 mm	15		Brass	DV 13/10	■	
R 3/8, 9,5 x 11,8 mm	19		Brass	DV 17/12	■	
R 1/2, 12,7 x 15,8 mm	22		Brass	DV 21/16	■	

Equal Ended Tee **RECTUS Components**

	Connection	Hex mm	Length mm	Version	Part Number	DS
	4 x 6 mm			Brass	TSK 06	■
6 x 8 mm			Brass	TSK 08	■□	
8 x 10 mm			Brass	TSK 10	■	

Equal Ended Cross **RECTUS Components**

	Connection	Hex mm	Length mm	Version	Part Number	DS
	4 x 6 mm			Brass	KS 06	■
6 x 8 mm			Brass	KS 08	■	
8 x 10 mm			Brass	KS 10	■□	

DS = Delivery Status: ■ in stock ■□ on short call □ medium term delivery

Equal Ended Cross

RECTUS Components



Connection	Hex mm	Length mm	Version	Part Number	DS
G 1/8	19		AISI 316	VB 10 E	■ □
G 1/4	19		AISI 316	VB 13 E	■ □
G 3/8	20		AISI 316	VB 17 E	■ □
G 1/2	23		AISI 316	VB 21 E	■ □
G 3/4	25		AISI 316	VB 26 E	■ □
G 1	29		AISI 316	VB 33 E	■ □

Swivelling Single Banjo Fitting

RECTUS Components




Connection	Hex mm	Length mm	Version	Part Number	DS
M 5, 3 x 4 mm	8	18,5	Brass	WV 05/04	■
M 5, 3 x 5 mm	8	18,5	Brass	WV 05/05	■
M 5, 4 x 6 mm	8	18,5	Brass	WV 05/06	■
G 1/8, 4 x 6 mm	14	28	Brass	WV 10/06	■
G 1/8, 6 x 8 mm	14	28	Brass	WV 10/08	■
G 1/4, 4 x 6 mm	17	33	Brass	WV 13/06	■
G 1/4, 6 x 8 mm	17	33	Brass	WV 13/08	■
G 1/4, 8 x 10 mm	17	33	Brass	WV 13/10	■

⚠ Please consider our security advices on the pages 12/13 ⚠


Bulkhead Fitting

RECTUS Components

	Connection	Hex mm	Length mm	Version	Part Number	DS
	3 x 4 mm	11	34	Brass	SC 05/04	■□
	3 x 5 mm	11	34	Brass	SC 05/05	■□
	4 x 6 mm	12	38	Brass	SC 10/06	■
	6 x 8 mm	17	46	Brass	SC 10/08	■□
	8 x 10 mm	19	46	Brass	SC 14/10	■□


Hose Tail Elbow, Swivelling

RECTUS Components

	Connection	Hex mm	Length mm	Version	Part Number	DS
	M 5, f. LW 3 mm	8	18,5	Brass	WT 05/03	■
	M 5, f. LW 4 mm	8	18,5	Brass	WT 05/04	■

Stud Fitting

RECTUS Components

	Connection	Hex mm	Length mm	Version	Part Number	DS
	M 5, 3 x 4 mm	7	20	Brass	EV 05/04	■□
	M 5, 3 x 5 mm	7	20	Brass	EV 05/05	■□
		7	20	AISI 303	EV 05/05 R	■□
		7	20	AISI 316 L	EV 05/05 E	■□
	M 5, 4 x 6 mm	8	21	Brass	EV 05/06	■
		8	21	AISI 303	EV 05/06 R	■
		8	21	AISI 316 L	EV 05/06 E	■□
	G 1/8, 4 x 6 mm	12	25	Brass	EV 10/06	■
		12	25	AISI 303	EV 10/06 R	■
		12	25	AISI 316 L	EV 10/06 E	■□
	G 1/8, 6 x 8 mm	14	24	Brass	EV 10/08	■
		14	24	AISI 303	EV 10/08 R	■
		14	24	AISI 316 L	EV 10/08 E	■□
	G 1/4, 4 x 6 mm	17	26	Brass	EV 13/06	■
		17	26	AISI 303	EV 13/06 R	■□
		17	26	AISI 316 L	EV 13/06 E	■□
	G 1/4, 6 x 8 mm	17	26	Brass	EV 13/08	■
		17	26	AISI 303	EV 13/08 R	■□
		17	26	AISI 316 L	EV 13/08 E	■


DS = Delivery Status: ■ in stock

■□ on short call

□ medium term delivery

Stud Fitting

RECTUS Components



* inner cone 45°

Connection	Hex mm	Length mm	Version	Part Number	DS
G 1/4, 8 x 10 mm	17	31	Brass	EV 13/10	■
G 1/4, 9 x 12 mm	17	31	Brass	EV 13/12	■
	17	31	AISI 303	EV 13/12 R	□
G 3/8, 6 x 8 mm*	19	27	Brass	EV 17/08	■
G 3/8, 8 x 10 mm*	19	31	Brass	EV 17/10	■
	19	31	AISI 303	EV 17/10 R	□
G 3/8, 9 x 12 mm*	19	31	Brass	EV 17/12	■
	19	31	AISI 303	EV 17/12 R	□

Fixed Spring Guard

RECTUS Components




for Nylon hoses

* inner cone 45°

Connection	Hex mm	Length mm	Version	Part Number	DS
M 5, 4 x 6 mm	8	103	Brass	SV 05/06	□
G 1/8, 4 x 6 mm	12	103	Brass	SV 10/06	■
G 1/8, 6 x 8 mm	12	106	Brass	SV 10/08	□
G 1/4, 4 x 6 mm	17	103	Brass	SV 13/06	■
G 1/4, 6 x 8 mm	17	106	Brass	SV 13/08	■
G 1/4, 8 x 10 mm	17	119	Brass	SV 13/10	■
G 1/4, 9 x 12 mm	17	123	Brass	SV 13/12	■
G 3/8, 6 x 8 mm*	19	106	Brass	SV 17/08	□
G 3/8, 8 x 10 mm*	19	119	Brass	SV 17/10	□
G 3/8, 9 x 12 mm*	19	123	Brass	SV 17/12	■

Male Stud Run Tee


RECTUS Components




Tapered Thread

Connection	Hex mm	Length mm	Version	Part Number	DS
R 1/8, 4 x 6 mm			Brass	TE 10/06	■
R 1/8, 6 x 8 mm			Brass	TE 10/08	■
R 1/8, 8 x 10 mm			Brass	TE 10/10	□
R 1/4, 4 x 6 mm			Brass	TE 13/06	■
R 1/4, 6 x 8 mm			Brass	TE 13/08	■
R 1/4, 8 x 10 mm			Brass	TE 13/10	□


Male Stud Elbow **RECTUS Components**

	Connection	Hex mm	Length mm	Version	Part Number	DS
 Tapered Thread	R 1/8, 4 x 6 mm	12		Brass	WE 10/06	■
	R 1/8, 6 x 8 mm	14		Brass	WE 10/08	■
	R 1/8, 8 x 10 mm	16		Brass	WE 10/10	■
	R 1/4, 4 x 6 mm	12		Brass	WE 13/06	■
	R 1/4, 6 x 8 mm	14		Brass	WE 13/08	■
	R 1/4, 8 x 10 mm	16		Brass	WE 13/10	■


Male Stud Elbow **RECTUS Components**

	Connection	Hex mm	Length mm	Version	Part Number	DS
 with Spring Guard, Tapered Thread	R 1/8, 4 x 6 mm	12	107	Brass	WK 10/06	■
	R 1/8, 6 x 8 mm	14	112	Brass	WK 10/08	■
	R 1/8, 8 x 10 mm	17	125	Brass	WK 10/10	□
	R 1/4, 4 x 6 mm	12	109	Brass	WK 13/06	■
	R 1/4, 6 x 8 mm	14	114	Brass	WK 13/08	■
	R 1/4, 8 x 10 mm	17	127	Brass	WK 13/10	□

Spring Guard **RECTUS Components**

	Connection	Hex mm	Length mm	Version	Part Number	DS
 completely with Tube Nut	(M 10 x 1) 4 x 6 mm	12	94	Brass	KN 06	■
	(M 12 x 1) 6 x 8 mm	14	97	Brass	KN 08	■
	(M 16 x 1) 8 x 10 mm	17	110	Brass	KN 10	■
	(M 16 x 1) 9 x 12 mm	17	114	Brass	KN 12	■

Tube Nut **RECTUS Components**

	Connection	Hex mm	Length mm	Version	Part Number	DS
 for Plastic Hoses	(M 7 x 0,5) 3 x 4 mm	-	8,5	Brass	SM 04	■
	(M 7 x 0,5) 3 x 5 mm	-	8,5	Brass	SM 05	■
	(M 10 x 1) 4 x 6 mm	12	11	Brass	SM 06	■
	(M 12 x 1) 6 x 8 mm	14	11	Brass	SM 08	■
	(M 14 x 1) 8 x 10 mm	17	12,5	Brass	SM 10 S	□
	(M 16 x 1) 8 x 10 mm	17	12,5	Brass	SM 10	■
	(M 16 x 1) 9 x 12 mm	17	12,5	Brass	SM 12	■

DS = Delivery Status: ■ in stock □ on short call □ medium term delivery

Female Tee

RECTUS Components



* without Inner Cone
** with Inner Cone

Connection	Hex mm	Length mm	Version	Part Number	DS
R 1/8 o.	10	37	Brass	TA 10*	■
R 1/4 o.	13	47	Brass	TA 13*	■
R 3/8 o.	17	52	Brass	TA 17*	■
R 1/2 o.	19	60	Brass	TA 21**	■

Male Elbow

RECTUS Components



* without Inner Cone
** with Inner Cone

Connection	Hex mm	Length mm	Version	Part Number	DS
R 1/8 o.	10	23	Brass	WA 10*	■
R 1/4 o.	13	30	Brass	WA 13*	■
R 3/8 o.	17	33,5	Brass	WA 17*	■
R 1/2 o.	19	39	Brass	WA 21**	■

Female Tee

RECTUS Components



Connection	Hex mm	Length mm	Version	Part Number	DS
G 1/8		34	Brass	TI 10	■
		28	AISI 316	TI 10 E	□
G 1/4		38,5	Brass	TI 13	■
		35	AISI 316	TI 13 E	■
G 3/8		44	Brass	TI 17	■
		43	AISI 316	TI 17 E	□
G 1/2		44	Brass	TI 21	■
		49	AISI 316	TI 21 E	□
G 3/4		50	Brass	TI 26	■
		59	AISI 316	TI 26 E	□
G 1		64,5	Brass	TI 33	■

Female Elbow RECTUS Components



Female Thread

Connection	Hex mm	Length mm	Version	Part Number	DS
G 1/8		25	Brass	WI 10	■
		22	AISI 316	WI 10 E	■
G 1/4		29	Brass	WI 13	■
		27	AISI 316	WI 13 E	■
G 3/8		35	Brass	WI 17	■
		32	AISI 316	WI 17 E	□
G 1/2		40	Brass	WI 21	■
		40	AISI 316	WI 21 E	□
G 3/4		47	Brass	WI 26	■
		48	AISI 316	WI 26 E	■
G 1		55	Brass	WI 33	■

Male-/Female Elbow RECTUS Components



Female Thread
Male Thread

Connection	Hex mm	Length mm	Version	Part Number	DS
G 1/8		26	AISI 316	WAI 10 E	■
G 1/4		28	AISI 316	WAI 13 E	■
G 3/8		32	AISI 316	WAI 17 E	■
G 1/2		37	AISI 316	WAI 21 E	■
G 3/4		43	AISI 316	WAI 26 E	■

Female Y RECTUS Components



2x Female Thread
1x Male Thread con.

Connection	Hex mm	Length mm	Version	Part Number	DS
R 1/8 o./G 1/8 i.	13		Brass	YA 10	■
R 1/4 o./G 1/4 i.	17		Brass	YA 13	■
R 3/8 o./G 3/8 i.	20		Brass	YA 17	■
R 1/2 o./G 1/2 i.	25		Brass	YA 21	■

DS = Delivery Status: ■ in stock □ on short call □ medium term delivery

Female Y

RECTUS Components



3x Female Thread

Connection	Hex mm	Length mm	Version	Part Number	DS
G 1/8	13		Brass	YI 10	■
G 1/4	17		Brass	YI 13	■
G 3/8	20		Brass	YI 17	■
G 1/2	25		Brass	YI 21	■

2 Way Manifold

RECTUS Components



Connection	Hex mm	Length mm	Version	Part Number	DS
G 3/8 i.		47	Brass	ZO 17	■
G 1/2 i.		55	Brass	ZO 21	■

3 Way Manifold


RECTUS Components




Connection	Hex mm	Length mm	Version	Part Number	DS
G 3/8 i.		61	Brass	DO 17	■
G 1/2 i.		67	Brass	DO 21	■

⚠ Please consider our security advices on the pages 12/13 ⚠


2 Way Manifold Assembly **RECTUS Components**

	Conenction	Hex mm	Length mm	Version	Part Number	DS
 <p>with Couplings 26 Series</p>	G 1/4 o.			Brass	ZM 13 A	■
	G 3/8 o.			Brass	ZM 17 A	■
	G 1/2 o.			Brass	ZM 21 A	■
	G 1/4 i.			Brass	ZM 13 I	■
	G 3/8 i.			Brass	ZM 17 I	■
	G 1/2 i.			Brass	ZM 21 I	■

3 Way Manifold Assembly **RECTUS Components**

	Connection	Hex mm	Length mm	Version	Part Number	DS
 <p>with Couplings 26 Series</p>	G 1/4 o.			Brass	DM 13 A	■□
	G 3/8 o.			Brass	DM 17 A	■
	G 1/2 o.			Brass	DM 21 A	■
	G 1/4 i.			Brass	DM 13 I	■
	G 3/8 i.			Brass	DM 17 I	■
	G 1/2 i.			Brass	DM 21 I	■


Manifold Assembly **RECTUS Components**

	Connection	Hex mm	Length mm	Version	Part Number	DS
	G 3/8 i.			Brass	WD 17-26	■
	G 1/2 i.			Brass	WD 21-26	■

DS = Delivery Status: ■ in stock ■□ on short call □ medium term delivery


Manifold

RECTUS Components

	Connection	Hex mm	Length mm	Version	Part Number	DS
	G 3/8 i.			Aluminium, elox.	WD 17	■
	G 1/2 i.			Aluminium, elox.	WD 21	■


Pressure Reducing Valve

RECTUS Components

	Connection	Hex mm	Length mm	Version	Max. Supply Pressure	Const. Supply Pressure	Part Number	DS
	G 1/4 i x R 1/4 o.	17	34	Brass	15 bar	3,0 bar	DRV 13/30	■
	G 1/4 i x R 1/4 o.	17	34	Brass	15 bar	4,0 bar	DRV 13/40	■
	G 1/4 i x R 1/4 o.	17	34	Brass	15 bar	5,0 bar	DRV 13/50	■
	G 1/4 i x R 1/4 o.	17	34	Brass	15 bar	6,0 bar	DRV 13/60	■


Flex Joint

RECTUS Components

	Connection	Hex mm	Length mm	Version	Part Number	DS
	G 1/4 i x G 1/4 o.	17	52	Steel, Nickel Plated	FA 13A 13I SPN	■
	G 3/8 i x G 3/8 o.	21	58	Steel, Nickel Plated	FA 17A 17I SPN	■

Dust Caps for Couplings and Plugs

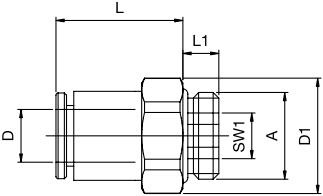

RECTUS Components

	Material	Flame Resistance	Temperature Range	Color	Part Number	DS
	Thermo Flex	UL-VO	-25 up to 120°C	Blue	SK12S	■
	Euro Flex	UL-VO	-25 up to 120°C	Red	SK16S	■
	Thermo Flex	UL-VO	-25 up to 120°C	Blue	SK23S	■
	Thermo Flex	UL-VO	-25 up to 120°C	Blue	SK27S	■

⚠ Please consider our security advices on the pages 12/13 ⚠

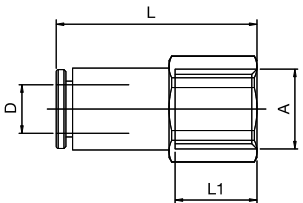

Stud Fitting

RECTUS RectuPush

	Connection A	Hex mm	L mm	D mm	L1 mm	L2 mm	L3 mm	Hex1 mm	B mm	D1 mm	D2 mm	Part Number	DS
  with Male Thread	M 5	8	14	4	3			2,5		8,5		RP 01-05/04	■
	1/8	13	11,5	4	5			3		14		RP 01-10/04	■
	1/4	17	10,5	4	5,5			3		17,5		RP 01-13/04	■
	M5	11	20	6	3,5			2,5		12		RP 01-05/06	■
	1/8	13	13	6	5			4		14		RP 01-10/06	■
	1/4	16	12,5	6	5,5			4		17,5		RP 01-13/06	■
	1/8	13	20,5	8	4,5			5		14		RP 01-10/08	■
	1/4	16	19,5	8	5,5			6		17,5		RP 01-13/08	■
	3/8	20	18	8	5,5			6		22		RP 01-17/08	■
	1/4	16	23	10	5,5			7		17,5		RP 01-13/10	■
	3/8	20	19,5	10	5,5			8		22		RP 01-17/10	■
	1/4	19	27,5	12	5,5			7		21		RP 01-13/12	■
	3/8	20	27	12	5,5			9		22		RP 01-17/12	■
	1/2	24	22,5	12	7			10		26		RP 01-21/12	■
	3/8	22	29,5	14	5,5			9		24		RP 01-17/14	■
	1/2	24	28	14	7			10		26		RP 01-21/14	■

Stud Fitting

RECTUS RectuPush

	Connection A	Hex mm	L mm	D mm	L1 mm	L2 mm	L3 mm	Hex1 mm	B mm	D1 mm	D2 mm	Part Number	DS	
  with Female Thread	1/8	13	22,5	4	9,5							RP 14-10/04	□	
	1/4	16	26,5	4	13,5							RP 14-13/04	□	
	1/8	13	24,5	6	9,5							RP 14-10/06	■	
	1/4	16	28,5	6	13,5							RP 14-13/06	■	
	1/8	13	29	8	9,5							RP 14-10/08	■	
	1/4	16	33	8	13,5							RP 14-13/08	■	
	3/8	19	40	12	14							RP 14-17/12	□	
	1/2	24	45,5	12	19,5							RP 14-21/12	□	

DS = Delivery Status: ■ in stock

□ on short call

□ medium term delivery

Banjo Swivel Elbow

RECTUS RectuPush

	Connection A	Hex mm	L mm	D mm	L1 mm	L2 mm	L3 mm	Hex1 mm	B mm	D1 mm	D2 mm	Part Number	DS
<p>swivelling</p>	M 5	8	14	4	3,5	13,5				8,5		RP 99-05/04	■
	1/8	13	14	4	5	13				8,5		RP 99-10/04	■
	1/4	16	14	4	5,5	13				8,5		RP 99-13/04	□
	1/8	13	16	6	5	15				10,5		RP 99-10/06	■
	1/4	16	16	6	5,5	15				10,5		RP 99-13/06	■
	1/8	13	23	8	4,5	20,5				13,5		RP 99-10/08	■
	1/4	16	23	8	5,5	18,5				13,5		RP 99-13/08	■
	3/8	20	23	8	5,5	18,5				13,5		RP 99-17/08	■
	1/4	16	26,5	10	5,5	23,5				16		RP 99-13/10	■
	3/8	20	26,5	10	5,5	22				16		RP 99-17/10	■
	1/4	16	31	12	5,5	26,5				19		RP 99-13/12	■
	3/8	20	31	12	5,5	29				19		RP 99-17/12	□
	3/8	20	35,5	14	5,5	32,5				22		RP 99-17/14	■
	1/2	24	35,5	14	7	27				22		RP 99-21/14	□

L-Swivel Fitting

RECTUS RectuPush

	Connection A	Hex mm	L mm	D mm	L1 mm	L2 mm	L3 mm	Hex1 mm	B mm	D1 mm	D2 mm	Part Number	DS
	M 5	8	15,5	4	3,5	5	18				2	RP 18-05/04	■
	1/8	13	17	4	4	18,5	7			8,5		RP 18-10/04	□
	1/8	13	17	6	4	20	7			10,5		RP 18-10/06	□
	1/4	17	22	6	7	10,5	25					RP 18-13/06	□
	1/8	13	16,5	8	4	25	7			13,5		RP 18-10/08	□
	1/4	17	22,5	8	5,5	27	9,5			13,5		RP 18-13/08	■
	3/8	20	30	8	5,5	29	11			13,5		RP 18-17/08	□
	1/4	17	26,5	10	5,5	29	9,5			16		RP 18-13/10	□
	3/8	20	30	10	5,5	31	11			16		RP 18-17/10	□
	1/4	22	24	12	7	12,5	43,5					RP 18-13/12	□
	3/8	22	24	12	5,5	43,5	12,5			19		RP 18-17/12	□

Swivel Branch Tee

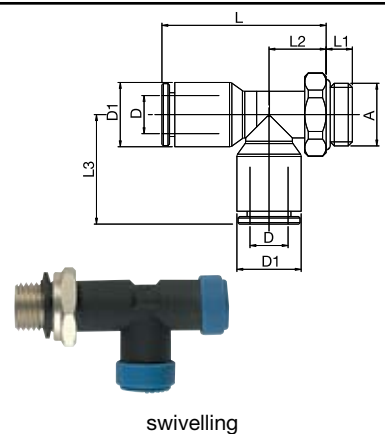
RECTUS RectuPush

	Connection A	Hex mm	L mm	D mm	L1 mm	L2 mm	L3 mm	Hex1 mm	B mm	D1 mm	D2 mm	Part Number	DS
<p>swivelling</p>	1/8	13	28	4	5	15				8,5		RP 98-10/04	■
	1/8	13	32,5	6	5	17				10,5		RP 98-10/06	■
	1/4	16	32	6	5,5	17				10,5		RP 98-13/06	■
	1/8	13	46	8	4,5	23,5				13,5		RP 98-10/08	■
	1/4	16	46	8	5,5	21,5				13,5		RP 98-13/08	■
	1/4	16	53	10	5,5	26				16		RP 98-13/10	■
	1/4	16	62	12	5,5	29				19		RP 98-13/12	■
	3/8	20	62	12	5,5	27				19		RP 98-17/12	■
	3/8	20	71	14	5,5	32,5				22		RP 98-17/14	■
	1/2	24	71	14	7	27				22		RP 98-21/14	■

⚠ Please consider our security advices on the pages 12/13 ⚠

L-Stud Fitting

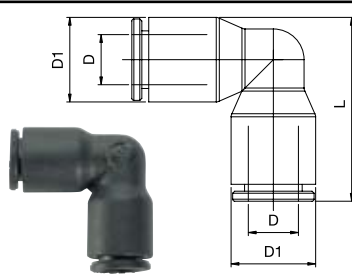
RECTUS RectuPush



Connection A	Hex mm	L mm	D mm	L1 mm	L2 mm	L3 mm	Hex1 mm	B mm	D1 mm	D2 mm	Part Number	DS
1/8	13	23	4	5	8,5	14,5			8,5		RP 93-10/04	<input type="checkbox"/>
1/8	13	27	6	5	10	17,5			10,5		RP 93-10/06	<input checked="" type="checkbox"/>
1/4	16	27	6	5,5	10	17,5			10,5		RP 93-13/06	<input type="checkbox"/>
1/8	13	36,5	8	4,5	14	23			13,5		RP 93-10/08	<input type="checkbox"/>
1/4	16	34,5	8	5,5	12	23			13,5		RP 93-13/08	<input type="checkbox"/>
1/4	16	42	10	5,5	15,5	26,5			16		RP 93-13/10	<input type="checkbox"/>
1/4	16	48	12	5,5	17	31			19		RP 93-13/12	<input type="checkbox"/>
3/8	20	46,5	12	5,5	15,5	31			19		RP 93-17/12	<input type="checkbox"/>
3/8	20	56,5	14	5,5	21,5	35,5			22		RP 93-17/14	<input type="checkbox"/>
1/2	24	51	14	7	16	35,5			22		RP 93-21/14	<input type="checkbox"/>

Union Elbow

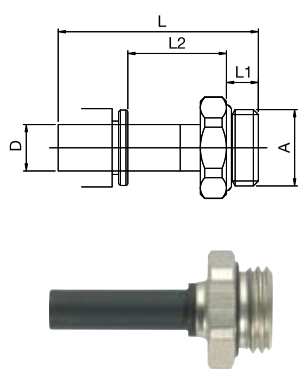
RECTUS RectuPush



Connection A	Hex mm	L mm	D mm	L1 mm	L2 mm	L3 mm	Hex1 mm	B mm	D1 mm	D2 mm	Part Number	DS
		19	4						8,5		RP 02-04	<input checked="" type="checkbox"/>
		22,5	6						10,5		RP 02-06	<input checked="" type="checkbox"/>
		29,5	8						13,5		RP 02-08	<input checked="" type="checkbox"/>
		34,5	10						16		RP 02-10	<input checked="" type="checkbox"/>
		40,5	12						19		RP 02-12	<input checked="" type="checkbox"/>
		46,5	14						22		RP 02-14	<input checked="" type="checkbox"/>

Male Stud Fitting

RECTUS RectuPush

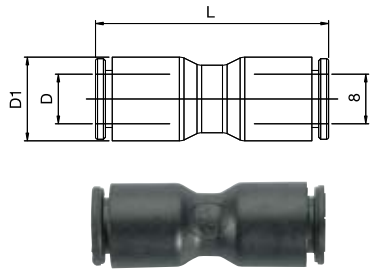


Connection A	Hex mm	L mm	D mm	L1 mm	L2 mm	L3 mm	Hex1 mm	B mm	D1 mm	D2 mm	Part Number	DS
M 5	8	31	4	3,5	16						RP 31-05/04	<input type="checkbox"/>
1/8	13	30	4	5	13,5						RP 31-10/04	<input type="checkbox"/>
1/4	16	31	4	5,5	13,5						RP 31-13/04	<input type="checkbox"/>
1/8	16	33	6	5,5	13,5						RP 31-10/06	<input type="checkbox"/>
1/4	16	33	6	5,5	13,5						RP 31-13/06	<input type="checkbox"/>
1/8	13	35,5	8	5	12,5						RP 31-10/08	<input type="checkbox"/>
1/4	16	34,5	8	5,5	10,5						RP 31-13/08	<input type="checkbox"/>
3/8	20	34,5	8	5,5	10,5						RP 31-17/08	<input type="checkbox"/>
3/8	20	42	12	5,5	12						RP 31-17/12	<input type="checkbox"/>
1/2	20	42	12	5,5	12						RP 31-21/12	<input type="checkbox"/>
1/2	24	48	14	7	13,5						RP 31-21/14	<input type="checkbox"/>

DS = Delivery Status: in stock on short call medium term delivery

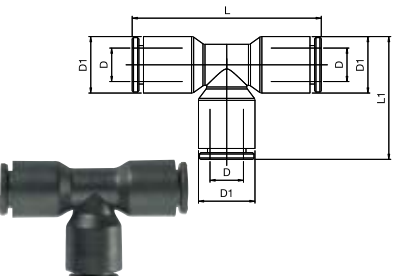
Straight Union

RECTUS RectuPush

	Connection A	Hex mm	L mm	D mm	L1 mm	L2 mm	L3 mm	Hex1 mm	B mm	D1 mm	D2 mm	Part Number	DS
				25	4						8,5		RP06-04
			28,5	6						10,5		RP06-06	■
			38	8						13,5		RP06-08	■
			42	10						16		RP06-10	■
			50,5	12						19		RP06-12	■
			56	14						22		RP06-14	■

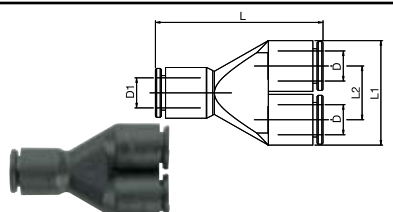
Union Tee

RECTUS RectuPush

	Connection A	Hex mm	L mm	D mm	L1 mm	L2 mm	L3 mm	Hex1 mm	B mm	D1 mm	D2 mm	Part Number	DS
					4	19					8,5	4	RP 04-04
				6	22,5					10,5	6	RP 04-06	■
				8	29,5					13,5	8	RP 04-08	■
				10	34,5					16	10	RP 04-10	■
				12	40,5					19	12	RP 04-12	■
				14	46					22	14	RP 04-14	■

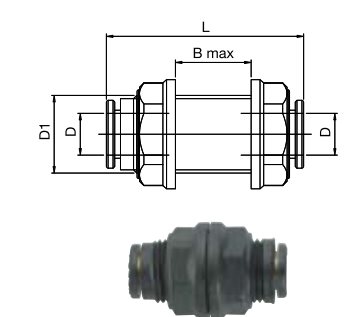
Union Y

RECTUS RectuPush

	Connection A	Hex mm	L mm	D mm	L1 mm	L2 mm	L3 mm	Hex1 mm	B mm	D1 mm	D2 mm	Part Number	DS
				28,5	4	17,5	9				4		RP 40-04/04
			33	4	17,5	9				6		RP 40-04/06	□
			35	6	21,5	11				6		RP 40-06/06	■
			45	8	28	14,5				8		RP 40-08/08	■

Bulkhead Fitting

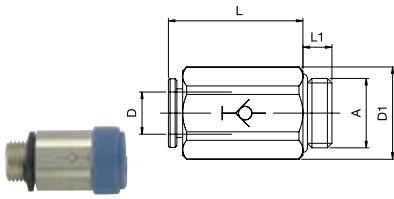
RECTUS RectuPush

	Connection A	Hex mm	L mm	D mm	L1 mm	L2 mm	L3 mm	Hex1 mm	B mm	D1 mm	D2 mm	Part Number	DS
				13	4	15	10			5,5	10,5		RP 16-04
			15	6	18	10,5			8,5	12,5		RP 16-06	■
			18	8	25	13,5			14,5	15,5		RP 16-08	■
			22	10	27,5	15,5			14,5	18,5		RP 16-10	□
			26	12	33	18			18,5	22,5		RP 16-12	□
			29	14	37,5	20,5			20,5	25,5		RP 16-14	■

Stud Fitting (Shut-Off)

RECTUS RectuPush

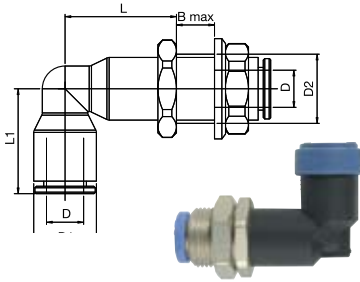
Connection A	Hex mm	L mm	D mm	L1 mm	L2 mm	L3 mm	Hex1 mm	B mm	D1 mm	D2 mm	Part Number	DS
1/8	13	22	4	5	6	7,5			14		RA 01-10/04	☐
1/8	13	24	6	5	6	9			16		RA 01-10/06	■
1/4	17	26	8	7	8	11			20		RA 01-13/08	■
3/8	19	31	10	8	11	13			21		RA 01-17/10	☐



L-Bulkhead Fitting

RECTUS RectuPush

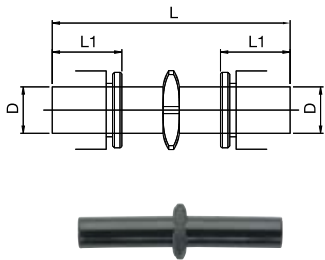
Connection A	Hex mm	L mm	D mm	L1 mm	L2 mm	L3 mm	Hex1 mm	B mm	D1 mm	D2 mm	Part Number	DS
	13	17	4	14,5				6,5	11	12,5	RP 39-04	☐
	15	19,5	6	17,5				7	13,5	14,5	RP 39-06	☐
	18	24	8	23				8	16	16,5	RP 39-08	☐
	22	28	10	26				8,5	21	22,5	RP 39-10	☐
	26	33	12	31				8,5	23,5	24,5	RP 39-12	☐
	29	37,5	14	36				10,5	25,5	26,5	RP 39-14	☐



Hose Repairer

RECTUS RectuPush

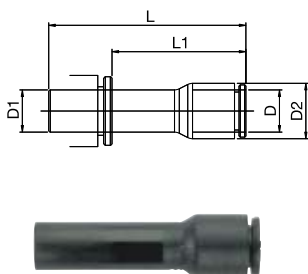
Connection A	Hex mm	L mm	D mm	L1 mm	L2 mm	L3 mm	Hex1 mm	B mm	D1 mm	D2 mm	Part Number	DS
		34,5	4	12							RP 20-04	■
		38,5	6	14							RP 20-06	■
		41	8	18,5							RP 20-08	☐
		51	10	20,5							RP 20-10	☐
		60	12	24,5							RP 20-12	☐
		69,5	14	25,5							RP 20-14	☐



Reducing Socket

RECTUS RectuPush

Connection A	Hex mm	L mm	D mm	L1 mm	L2 mm	L3 mm	Hex1 mm	B mm	D1 mm	D2 mm	Part Number	DS
		37,5	4	23,5					6	8,5	RP 66-04/06	■
		37,5	4	19					8	8,5	RP 66-04/08	■
		44	4	22,5					10	12	RP 66-04/10	☐
		37,5	6	20					8	10,5	RP 66-06/08	■
		38	6	17,5					10	10,5	RP 66-06/10	■
		49	8	28,5					10	13,5	RP 66-08/10	■
		56,5	10	33,5					12	21,5	RP 66-10/12	■
		58,5	12	33,5					14	23,5	RP 66-12/14	☐



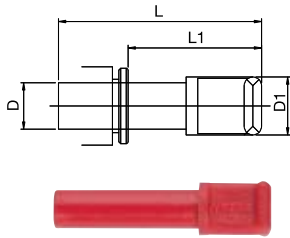
DS = Delivery Status: ■ in stock

☐ on short call

☐ medium term delivery

Lock-up Plug

RECTUS RectuPush



Connection A	Hex mm	L mm	D mm	L1 mm	L2 mm	L3 mm	Hex1 mm	B mm	D1 mm	D2 mm	Part Number	DS
		30	4	15,5					4		RP 26-04	☐
		33	6	16,5					8		RP 26-06	■
		35	8	17,5					10		RP 26-08	■
		42	10	21					12		RP 26-10	■
		45	12	22					14		RP 26-12	■
		49	14	23,5					16		RP 26-14	☐

Captive Washer, PVC

RECTUS RectuPush



Color: Black

Connection A	Hex mm	L mm	D mm	L1 mm	L2 mm	L3 mm	Hex1 mm	B mm	D1 mm	D2 mm	Part Number	DS
M 5											UD 05 M	■
M 10 x 1											UD 10 M	☐
M 12 x 1,5											UD 12 M	■
M 14 x 1,5											UD 14 M	■
M 16 x 1,5											UD 16 M	☐
M 18 x 1,5											UD 18 M	☐
M 22 x 1,5											UD 22 M	☐
G 1/8											UD 10	■
G 1/4											UD 13	■
G 3/8											UD 17	■
G 1/2											UD 21	■
G 3/4											UD 26	■
G 1											UD 33	■
G 1 1/4											UD 42	■

Blow-Gun Technology



Short nozzle

Directed air jet. Ideal for blowing out blind holes and workpieces.

Safety nozzle

With center bore and lateral annular gap. In blowing operation, a protective shield is formed against rebounding shavings. The noise level is also significantly reduced. When the center bore is held closed, the air escapes through the annular gap.

Extension pipe

Made of aluminium, therefore rustproof. For blowing out deep holes and in inaccessible locations.

Protective shield

Is mounted behind the nozzle being used. Prevents shavings from rebounding.

Venturi nozzle


Saves energy, since 2/3 of the surrounding air is sucked in thanks to the Venturi principle. Wide blow-out effect thanks to the large nozzle effect. When the nozzle hole is held closed, the air escapes through the lateral holes.

Nozzle with sintered metal insert

Low noise level (63-73 dB(A)) yet with exceedingly good blow-out performance (up to 380 l/min).


AJ 13-Set

RECTUS Blow-Guns

	Connection	Extension Tube	Part Number	DS
	G 1/4 i.	6 mm bent	AJ 13/06 SET	■
	G 1/4 i.	8 mm bent	AJ 13/08 SET	■□
including 10 Blow-Guns AJ 13				

AK 13-Set

RECTUS Blow-Guns

	Connection		Part Number	DS
	G 1/4 i.		AK 13 SET	■
	including 10 Blow-Guns AK 13			


DS = Delivery Status: ■ in stock

■□ on short call

□ medium term delivery


Blow-Gun

RECTUS Blow-Guns

	Connection	Part Number	DS
 <p>made of aluminium, with standard nozzle</p>	G 1/4 i.	AA 13	■
	6 mm	AA 06 TF	■
	9 mm	AA 09 TF	■
	Plug 21 Series	AA 21 SF	■□
	Plug 26 Series	AA 26 SF	■


Blow-Gun

RECTUS Blow-Guns

	Connection	Part Number	DS
 <p>made of aluminium, with safety nozzle</p>	G 1/4 i.	AS 13	■
	6 mm	AS 06 TF	■□
	9 mm	AS 09 TF	■□
	Plug 21 Series	AS 21 SF	■□
	Plug 26 Series	AS 26 SF	■□


Blow-Gun

RECTUS Blow-Guns

	Connection	Part Number	DS
 <p>made of aluminium, with sintered metal insert</p>	G 1/4 i.	AR 13	■


Blow-Gun

RECTUS Blow-Guns

	Connection	Part Number	DS
 <p>made of aluminium, with extension tube</p>	G 1/4 i.	AV 13	■
	6 mm	AV 06 TF	■□
	9 mm	AV 09 TF	■
	Plug 21 Series	AV 21 SF	■□
	Plug 26 Series	AV 26 SF	■


Blow-Gun

RECTUS Blow-Guns

	Connection	Part Number	DS
 <p>made of aluminium, with Venturi nozzle</p>	G 1/4 i.	AT 13	■
	6 mm	AT 06 TF	■□
	9 mm	AT 09 TF	■□
	Plug 21 Series	AT 21 SF	■□
	Plug 26 Series	AT 26 SF	■□


Blow-Gun

RECTUS Blow-Guns

	Connection	Part Number	DS
 <p>made of aluminium, lever operated with safety nozzle</p>	1/4 i. NPSF	ASG-1	■


Blow-Gun

RECTUS Blow-Guns

	Connection	Part Number	DS
 <p>made of impact resistant plastic with standard nozzle fixed nozzle, impossible to replace</p>	G 1/4 i.	AN 13	■
	6 mm	AN 06 TF	■□
	9 mm	AN 09 TF	■□
	Plug 21 Series	AN 21 SF	■□
	Plug 26 Series	AN 26 SF	■□

Blow-Gun

RECTUS Blow-Guns

	Connection	Part Number	DS
 <p>made of impact resistant plastic with standard nozzle fixed nozzle, impossible to replace</p>	G 1/4 i.	AL 13	■
	6 mm	AL 06 TF	■□
	9 mm	AL 09 TF	■□
	Plug 21 Series	AL 21 SF	■□
	Plug 26 Series	AL 26 SF	■□

DS = Delivery Status: ■ in stock

■□ on short call

□□ medium term delivery


Blow-Gun

RECTUS Blow-Guns

	Connection	Part Number	DS
 <p>made of impact resistant plastic with sintered metal insert</p>	G 1/4 i.	AF 13	■


Blow-Gun

RECTUS Blow-Guns

	Connection	Part Number	DS
 <p>made of impact resistant plastic with aluminium extension tube fixed nozzle, impossible to replace</p>	G 1/4 i.	AK 13	■
	6 mm	AK 06 TF	■
	9 mm	AK 09 TF	■
	Plug 21 Series	AK 21 SF	■ □
	Plug 26 Series	AK 26 SF	■


Blow-Gun

RECTUS Blow-Guns

	Connection	Part Number	DS
 <p>made of impact resistant plastic extension tube brass nickel plated with a star tip nozzle - meets OSHA standards - light weight - rugged extension tube - fixed nozzle, impossible to replace</p>	G 1/4 i.	AZ 13	■
	Plug 26 Series	AZ 26 SF	■ □


Blow-Gun

RECTUS Blow-Guns

	Connection	Part Number	DS
 <p>made of impact resistant plastic extension tube brass nickel plated - rugged extension tube - fixed nozzle, impossible to replace</p>	G 1/4 i.	AC 13	■
	6 mm	AC 06 TF	■ □
	9 mm	AC 09 TF	■ □
	Plug 21 Series	AC 21 SF	■ □
	Plug 26 Series	AC 26 SF	■ □


Blow-Gun

RECTUS Blow-Guns

	Connection	Part Number	DS
 <p>made of impact resistant plastic with Venturi nozzle</p>	G 1/4 i.	AX 13	■


Blow-Gun

RECTUS Blow-Guns

	Connection	Part Number	DS
 <p>made of impact resistant plastic with R 1/8" i. without nozzle</p>	G 1/4 i.	AI 13	■


Blow-Gun

RECTUS Blow-Guns

	Connection	Part Number	DS
 <p>made of impact resistant plastic with M 12 x 1,25 IG without nozzle</p>	G 1/4 i.	AM 13	■

Blow-Gun

RECTUS Blow-Guns

	Connection	Extension tube	Part Number	DS
 <p>made of red impact resistant plastic with aluminium extension tube</p>	G 1/4 i.	6 mm bent	AJ 13/06 B	■
	G 1/4 i.	8 mm straight	AJ 13/08	■
	G 1/4 i.	8 mm bent	AJ 13/08 B	■
	G 1/4 i.	8 x 300 mm straight	AJ 13-300	■
	G 1/4 i.	8 x 500 mm straight	AJ 13-500	■
	G 1/4 i.	8 x 1000 mm straight	AJ 13-1000	■


DS = Delivery Status: ■ in stock

■ on short call

□ medium term delivery


Standard Nozzle

RECTUS Blow-Guns

	Connection	Part Number	DS
 <p>for blow-gun made of aluminium</p>	M 12 x 1,25	KD 12	■


Safety Nozzle

RECTUS Blow-Guns

	Connection	Part Number	DS
 <p>for blow-gun made of aluminium</p> <p>With center bore and lateral annular gap. In blowing operation a protection shield against kicking chips is formed, and noise level is clearly reduced. When the center bore is held locked, air escapes through the annular gap.</p>	M 12 x 1,25	SD 12	■


Extension Tube, 150 mm long

RECTUS Blow-Guns

	Connection	Part Number	DS
 <p>for blow-gun made of aluminium</p> <p>For blowing-out deep holes and blind spots.</p>	M 12 x 1,25	VR 12	■


Venturi-Nozzle

RECTUS Blow-Guns

	Connection	Part Number	DS
 <p>Energy saving as 2/3 of environmental air is aspirated due to the Venturi principle. Wide blow-out effect due to high nozzle performance. When the center bore is held locked, air escapes through the lateral holes.</p>	M 12 x 1,25	AT 12	■


Nozzle with sintered metal insert

RECTUS Blow-Guns

	Connection	Part Number	DS
 <p>Low noise level (63-73 dB(A)), thus extremely good blowing effectivity (up to 380 l/min.)</p>	M 12 x 1,25	AR 12	■


Protective Shield

RECTUS Blow-Guns

	Connection	Part Number	DS
		ST 12	■

Blow-Gun Set

RECTUS Blow-Guns

	Part Number	DS	
	with Blow-Gun made of aluminium	SE 26 A	■
	with Blow-Gun made of impact resistant thermoplastic	SE 26 K	■□

including
- Blow-Gun
- Hose 6 x 8 mm, length 2.5 m
- Couplings and plugs Series 26 (DN 7.2)

DS = Delivery Status: ■ in stock

■□ on short call

□ medium term delivery



For the true heroes of today.



The high quality blow guns from Rectus are used in trade and industry, in the widest range of different areas. With the broad variety of different types, you will find a suitable variant for every conceivable application.



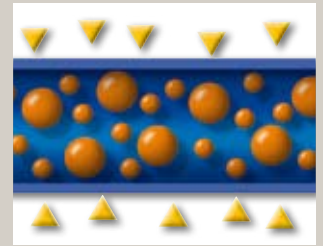
Nycoil

Hoses and tubing range

Always ideally connected.

Media

All liquid or gaseous media which flow through the hose or influence it from outside must be taken into account when choosing the hose. Chemicals can have detrimental effects (swelling, stress-cracking, etc.) on the hose materials. A prior test is therefore important. Your technical advisor will be happy to help you. For non-standard requirements, we advise you to test the hoses under operating conditions. In this way you can ensure that there are no adverse effects on the hose strength arising from extreme temperatures or chemical mixtures and the concentration thereof.



Flexibility

All thermoplastic materials are flexible up to a certain degree. Depending on the type, our hoses can therefore be used for a wide range of tasks. Ultraflexible hoses are suitable for applications with small bend radii and a high degree of movement. For example, relatively rigid or stronger tubing is the better choice for static applications with little movement but higher working pressures are required.



Flow


The flow quantity required by the attached consumer is an important criterion for hose selection. The appropriate choice of hose cross-section for the medium and flow volume is dependent on this.

As a rule of thumb: the flow rate of the hose must always be greater than the flow rate of all consumers in the circuit.



Working Pressure

From the established bursting pressure at room temperature (20°C), integration of a working pressure safety factor can be calculated. For the max. working pressure, all criteria affecting the hose when in use must be observed. The most important criteria include overload through bending and stretching, and hose fatigue caused by use, as well as maintenance of extruder tolerances and production variables. Nycoil works with the highest grade polymer materials and to the latest production standards. In order to guarantee the high standard of quality, all relevant parameters and hose characteristics are checked both during and after the production process.





Working temperature

The working temperature, i.e. the temperature range in which the hose is used, is also a major factor in hose selection. A point to note is that the burst pressure – and therefore also the safe working pressure – falls significantly as temperatures rise.

Space-Saving Storage


Our straight hoses are rolled, packed on cardboard holders, and delivered in boxes – for space-saving storage and quick materials access.



Our hose qualities at a glance.



RECTULASTIC Nylon 12 (Polyamid)

Straight hoses or coiled hoses; multicolored dual and quadruple; unprecedented return force; small twists and therefore requires minimum space; light weight; resistant to organic and inorganic materials.



RECTUFLEX Polyurethan



Straight hoses or coiled hoses; multicolored dual and quadruple; extremely flexible; resistant to buckling; no change in cross-section; max. working length equal to 80% of stretch length; coiled hoses are supplied with swivel fittings and buckling protection on both ends.



SUPERBRAID®

Polyurethane Inner Braided Hose


Straight hoses or coiled hoses; as flexible as the conventional PU hose – from -40°C to +75°C – even with fabric inlay; extremely small twist diameter; coiled hoses are supplied with pre-assembled swivel fittings and buckling protection.



ULTRA-LITE SUPERBRAID®

Polyurethane Inner Braided Hose


Straight hoses; fittings for easy self-assembly; much lighter than the SUPERBRAID® hose and therefore even more flexible and easy to use; highly resistant to temperature (-40°C to +75°C); extremely small twist diameter.





RECTUSPARK® Polyurethane on Polyester Basis, with Protection against Welding Sparks

Straight hoses or coiled hoses; the non-flammable coating provides the hose with reliable protection against welding sparks; extremely flexible, pliable and resistant to buckling and ideally suited to harsh industrial applications.



RECTUSOFT Highly Flexible PVC, with Polyester Fibre Reinforcement (TÜV-tested)

Straight hoses or coiled hoses; extremely flexible, even at ultra-low temperatures; highly resistant to tears and pressure; light weight and easy operation makes this hose ideal for operating compressed air tools.



RECTUCHEM® PVDF

Straight hoses or coiled hoses; the perfect solution for chemical technology, especially clean applications; structurally resistant to many chemicals and therefore useful in a broad range of applications.


Fittings

Many hoses are available completely assembled with different fittings. Please check article description.





RECTULASTIC



Technical Description

RECTULASTIC hoses from Nycoil for safer, more efficient air power transmission.

Special Physical Features

- Light weight (specific weight 9x lower as copper)
- Wide temperature range
- High resistance against moisture
- Saltwater insensitive
- Long service time
- Highly elasticity

Mechanical Features

- High vibration prevention
- Perfect abrasion resistance
- High compression characteristics
- Low flow reduction for all kind of media
- Precise tolerances
- Constant solidity
- Resists kinking

Advantages

- Quick assembly possible
- Straight hoses ideal for Push-In-System
- Light weight
- Low pressure drop
- Different colors for identification
- Good storage possibility due to box packing (straight hoses)
- High abrasion resistance
- Self-retracting. Coiled Hose automatically recoils to a fraction of its working length
- Small bending diameter
- Resistant to oil, gasoline, grease and abrasion

Technical Data

Temperature range:
-40°C up to +90°C
Maximum operating pressure:
see chart

Tubing assembled:
-20°C up to +70°C

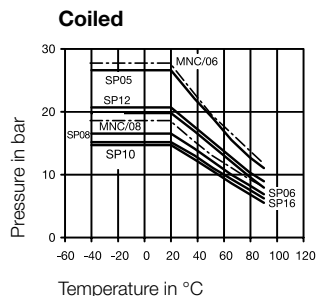
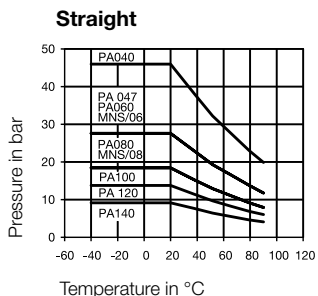
Applications

- Compressed air
- lubrication grease/oil
- gasoline
- hydraulic
- vacuum
- chemicals (on request)

All technical data refers to air applications. We will gladly assist you for other media

Relation Working Pressure / Temperature

(only for hoses, not for the fittings!)



Straight

Nycoil RECTULASTIC



	Inside x Outside Ø mm	Coil Outside Diameter mm	Working Length	Part Number Blue	Part Number Red	DS
	2,0 x 4,0		25 m	PA040/025/03	PA040/025/02	■
			50 m	PA040/050/03	PA040/050/02	■
			100 m	PA040/100/03	PA040/100/02	■
	2,7 x 4,0		25 m	PA047/025/03	PA047/025/02	■
			50 m	PA047/050/03	PA047/050/02	■
			100 m	PA047/100/03	PA047/100/02	■
	4,0 x 6,0		25 m	PA060/025/03	PA060/025/02	■
			50 m	PA060/050/03	PA060/050/02	■
			100 m	PA060/100/03	PA060/100/02	■
	6,0 x 8,0		25 m	PA080/025/03	PA080/025/02	■
			50 m	PA080/050/03	PA080/050/02	■
			100 m	PA080/100/03	PA080/100/02	■
	8,0 x 10,0		25 m	PA100/025/03	PA100/025/02	■
	9,5 x 12,0		25 m	PA120/025/03	PA120/025/02	■
	12,0 x 14,0		25 m	PA140/025/03	PA140/025/02	■

Hoses in black or transparent available on request.

DS = Delivery Status: ■ in stock ■ on short call ■ medium term delivery


Multicolor straight

Nycoil RECTULASTIC

	Inside x Outside Ø mm	Coil Outside Diameter mm	Length	Part Number 2-color	Part Number 4-color	DS
	4,0 x 6,0		25 m	MNS02/06/025	MNS04/06/025	■ □
	6,0 x 8,0		25 m	MNS02/08/025	MNS04/08/025	■ □

Coiled without Fittings

Nycoil RECTULASTIC

	Inside x Outside Ø mm	Coil Outside Diameter mm	Max. Working Length	Approx. Coils	Part Number	DS
	3,1 x 4,7	38	2,5 m	36	SP 05/025	■ □
			5,0 m	72	SP 05/050	■ □
			7,5 m	108	SP 05/075	■ □
			10,0 m	144	SP 05/100	■ □
	4,8 x 6,3	75	2,5 m	15	SP 06/025	■ □
			5,0 m	30	SP 06/050	■ □
			7,5 m	45	SP 06/075	■ □
			10,0 m	60	SP 06/100	■ □
	6,3 x 7,9	75	15,0 m	90	SP 06/150	■ □
			22,5 m	140	SP 06/225	■ □
			2,5 m	15	SP 08/025	■ □
			5,0 m	30	SP 08/050	■ □
	7,9 x 9,5	115	7,5 m	45	SP 08/075	■ □
			10,0 m	60	SP 08/100	■ □
			15,0 m	90	SP 08/150	■ □
			22,5 m	135	SP 08/225	■ □
9,5 x 11,8	140	2,5 m	10	SP 10/025	■ □	
		5,0 m	20	SP 10/050	■ □	
		7,5 m	30	SP 10/075	■ □	
		10,0 m	40	SP 10/100	■ □	
		15,0 m	60	SP 10/150	■ □	
12,7 x 15,8	220	22,5 m	90	SP 10/225	■ □	
		2,5 m	8	SP 12/025	■ □	
		5,0 m	15	SP 12/050	■ □	
		7,5 m	23	SP 12/075	■ □	
		10,0 m	31	SP 12/100	■ □	
12,7 x 15,8	220	15,0 m	46	SP 12/150	■ □	
		22,5 m	70	SP 12/225	■ □	
		5,0 m	10	SP 16/050	■ □	
		7,5 m	15	SP 16/075	■ □	
12,7 x 15,8	220	10,0 m	20	SP 16/100	■ □	
		15,0 m	30	SP 16/150	■ □	
		22,5 m	56	SP 16/225	■ □	

⚠ Please consider our security advices on the pages 12/13 ⚠

Completely assembled with Swivel Fittings

Nycoil RECTULASTIC



with swivel fittings
and spring guards (Type DV)

Inside x Outside Ø mm	Coil Outside Diameter mm	Max. Working Length	Approx. Coils	Part Number	DS
3,1 x 4,7 R1/8	38	2,5 m	36	SP 05/025/DV	■
		5,0 m	72	SP 05/050/DV	■□
		7,5 m	108	SP 05/075/DV	■□
		10,0 m	144	SP 05/100/DV	■□
4,8 x 6,3 R1/4	75	2,5 m	15	SP 06/025/DV	■
		5,0 m	30	SP 06/050/DV	■
		7,5 m	45	SP 06/075/DV	■□
		10,0 m	60	SP 06/100/DV	■□
		15,0 m	90	SP 06/150/DV	■□
		22,5 m	140	SP 06/225/DV	■□
6,3 x 7,9 R1/4	75	2,5 m	15	SP 08/025/DV	■
		5,0 m	30	SP 08/050/DV	■
		7,5 m	45	SP 08/075/DV	■
		10,0 m	60	SP 08/100/DV	■
		15,0 m	90	SP 08/150/DV	■
		22,5 m	135	SP 08/225/DV	■□
7,9 x 9,5 R 1/4	115	2,5 m	10	SP 10/025/DV	■
		5,0 m	20	SP 10/050/DV	■
		7,5 m	30	SP 10/075/DV	■
		10,0 m	40	SP 10/100/DV	■□
		15,0 m	60	SP 10/150/DV	■□
		22,5 m	90	SP 10/225/DV	■□
9,5 x 11,8 R3/8	140	2,5 m	8	SP 12/025/DV	■
		5,0 m	15	SP 12/050/DV	■
		7,5 m	23	SP 12/075/DV	■
		10,0 m	31	SP 12/100/DV	■□
		15,0 m	46	SP 12/150/DV	■□
		22,5 m	70	SP 12/225/DV	■□
12,7 x 15,8 R1/2	220	5,0 m	10	SP 16/050/DV	■
		7,5 m	15	SP 16/075/DV	■□
		10,0 m	20	SP 16/100/DV	■□
		15,0 m	30	SP 16/150/DV	■□
		22,5 m	47	SP 16/225/DV	■□


DS = Delivery Status: ■ in stock

■□ on short call

□ medium term delivery



Completely assembled with Coupling and Plug

Nycoil RECTULASTIC

	Inside x Outside Ø mm	Coil Outside Diameter mm	Max. Working Length	Approx. Coils	Part Number	DS
 <p>with 26 series coupling and plug with spring guards</p>	6,3 x 7,9	75	2,5 m	15	SP 08/025/K+S	■
			5,0 m	30	SP 08/050/K+S	■
			7,5 m	45	SP 08/075/K+S	■
			10,0 m	60	SP 08/100/K+S	■
			15,0 m	90	SP 08/150/K+S	■
			22,5 m	135	SP 08/225/K+S	■
	7,9 x 9,5	115	2,5 m	10	SP 10/025/K+S	■
			5,0 m	20	SP 10/050/K+S	■
			7,5 m	30	SP 10/075/K+S	■
			10,0 m	40	SP 10/100/K+S	■
			15,0 m	60	SP 10/150/K+S	■
			22,5 m	90	SP 10/225/K+S	■
9,5 x 11,8	140	2,5 m	8	SP 12/025/K+S	■	
		5,0 m	15	SP 12/050/K+S	■	
		7,5 m	23	SP 12/075/K+S	■	
		10,0 m	31	SP 12/100/K+S	■	
		15,0 m	46	SP 12/150/K+S	■	
		22,5 m	70	SP 12/225/K+S	■	

Multicolor coiled*


Nycoil RECTULASTIC

	Inside x Outside Ø mm	Coil Outside Diameter mm	Length	Part Number 2-color	Part Number 4-color	DS
	4,8 x 6,3	60	2,5 m	MNC02/06/025	MNC04/06/025	■
			6,0 m	MNC02/06/060	MNC04/06/060	■
			7,5 m	MNC02/06/075	MNC04/06/075	■
	6,3 x 7,9	90	2,5 m	MNC02/08/025	MNC04/08/025	■
			6,0 m	MNC02/08/060	MNC04/08/060	■
			7,5 m	MNC02/08/075	MNC04/08/075	■

*radial legs 150 mm

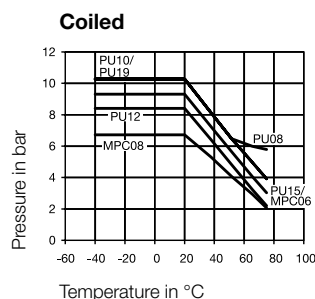
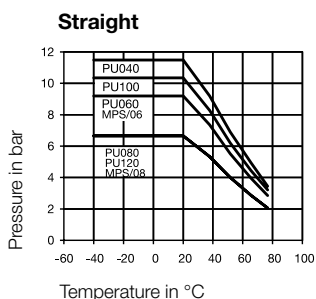


RECTUFLEX



Relation Working Pressure / Temperature

(only for hoses, not for the fittings!)



Technical Description

Nycoil polyurethane hose was developed to eliminate the two most common limitations of nylon self-storing hoses, kinking and abrasion resistance.

This lightweight, yet extremely durable hose is ideal for use in tough work areas or highly mobile applications.

Special Physical Features

- Light weight (specific weight 9x lower as copper)
- Wide temperature range
- High resistance against moisture
- Saltwater insensitive
- Long service

Mechanical Features

- High vibration prevention
- Perfect abrasion resistance
- High compression characteristics
- Low flow reduction for all kind of media
- Constant solidity

Applications

- Compressed Air
- Lubrication grease/oil
- Gasoline
- Hydraulics
- Vacuum
- Chemicals (on request)
- Food and beverage (on request)

Advantages

- Quick assembly possible
- Light weight
- Low pressure drop
- Different colors for identification
- Good storage possibility due to box packing (straight hoses)
- High abrasion resistance
- Very small bending radius and tight coil diameter economizes on work and storage space
- Working length is 80% of total hose length
- 25 % lighter than rubber
- Specially developed swivel fittings offer lowest possible air flow restrictions
- Superior elasticity and coil memory

Technical Data

Temperature range:
-40°C up to +75°C
Assembled: -20°C up to +70°C

Maximum operating pressure:
see chart
Durometer 95 shore A

All technical data refers to air applications. We will gladly assist you for other media.

Straight

Nycoil RECTUFLEX

	Inside x Outside Ø mm	Coil Outside Diameter mm	Working length	Part Number Blue*	Part Number Red*	DS
	2,5 x 4,0		25 m	PU040/025/03	PU040/025/02	■
			50 m	PU040/050/03	PU040/050/02	■
			100 m	PU040/100/03	PU040/100/02	■
	4,0 x 6,0		25 m	PU060/025/03	PU060/025/02	■
			50 m	PU060/050/03	PU060/050/02	■
			100 m	PU060/100/03	PU060/100/02	■
	6,0 x 8,0		25 m	PU080/025/03	PU080/025/02	■
			50 m	PU080/050/03	PU080/050/02	■
			100 m	PU080/100/03	PU080/100/02	■
	6,5 x 10,0		25 m	PU100/025/03	PU100/025/02	■
	9,0 x 12,0		25 m	PU120/025/03	PU120/025/02	■

DS = Delivery Status: ■ in stock

■ on short call

■ medium term delivery

*Hoses in black or transparent available on request.

Multicolor straight

Nycoil RECTUFLEX

	Inside x Outside Ø mm	Coil Outside Diameter mm	Working length	Part Number 2-color	Part-Number 4-color	DS
	4,0 x 6,0		25 m	MPS02/06/025	MPS04/06/025	■ □
	6,0 x 8,0		25 m	MPS02/08/025	MPS04/08/025	■ □

Completely assembled

Nycoil RECTUFLEX

	Inside x Outside Ø mm	Coil Outside Diameter mm	Working length	Connection	Part Number	DS
	5,0 x 8,0	40	2,0 m	G 1/4	PU08/020/DV	■ ■
			3,0 m		PU08/030/DV	■ ■
			4,0 m		PU08/040/DV	■ ■
			6,0 m		PU08/060/DV	■ ■
			7,5 m		PU08/075/DV	■ ■
	6,3 x 9,5	60	2,0 m	G 1/4	PU10/020/DV	■ ■
			3,0 m		PU10/030/DV	■ ■
			4,0 m		PU10/040/DV	■ ■
			6,0 m		PU10/060/DV	■ ■
			7,5 m		PU10/075/DV	■ ■
	8,0 x 12,0	80	3,0 m	G 3/8	PU12/030/DV	■ ■
			4,0 m		PU12/040/DV	■ □
			6,0 m		PU12/060/DV	■ ■
			7,5 m		PU12/075/DV	■ ■
			9,5 x 15,0		110	3,0 m
	4,0 m	PU15/040/DV	■ □			
	6,0 m	PU15/060/DV	■ ■			
	7,5 m	PU15/075/DV	■ ■			
	12,0 x 19,0	110	6,0 m	R 1/2	PU19/060/DV	■ ■
			7,5 m		PU19/075/DV	■ ■

Multicolor coiled

Nycoil RECTUFLEX

	Inside x Outside Ø mm	Coil Outside Diameter mm	Working length	Part Number 2-color	Part-Number 4-color	DS
	4,0 x 6,0	60	2,5 m	MPC02/06/025	MPC04/06/025	■ □
			6,0 m	MPC02/06/060	MPC04/06/060	■ □
			7,5 m	MPC02/06/075	MPC04/06/075	■ □
	6,0 x 8,0	60	2,5 m	MPC02/08/025	MPC04/08/025	■ □
			6,0 m	MPC02/08/060	MPC04/08/060	■ □
			7,5 m	MPC02/08/075	MPC04/08/075	■ □



Polyurethane Hose with Straight Extension

RECTUFLEX

Description

The extremely elastic Nycoil polyurethane hose with straight extension (100 mm at the connecting end, coils in various lengths, 2000 mm at the tool connection end) has the same favourable properties as our conventional coiled hoses: high shape recovery, low looping tendency, higher abrasion resistance, outstanding stability with very low empty weight. In addition, the straight extensions guarantee more freedom of movement and easier handling in the hard working process.

Advantages

- Extremely flexible – resists kinking
- Impervious to abrasions, heat and oil
- Specially developed swivel fittings offer lowest possible air flow restrictions
- Specially designed retainer sleeve also provides strain relief
- Superior elasticity and coil memory

- Working length is 80% of total hose length
- Very small bending radius and tight coil diameter economizes on work and storage space
- 25% lighter than rubber – easy handling
- Highly resistant to wear – five times the life of rubber
- Low tension – easy to work with
- Eases user fatigue
- Swivel fittings nickel plated
- Greater freedom of movement and easy handling through straight extensions at both ends
- Easy do-it-yourself assembly of couplings, plugs or fixed screw connections (on request with protective sleeve)

Applications

- Pneumatic control
- Air tools
- Assembly workstations
- Laboratories
- Electronic assemblies
- Robotics
- Machine tools
- Instrumentation
- Automobile Industry

Technical Data

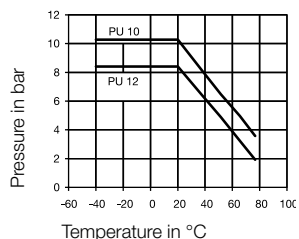
Temperature range:
Hose: -40°C up to +75°C
Assembled: -20°C up to +70°C
Maximum operating pressure:
see chart
Durometer 95 shore A
Color: blue

Other colors available on request.

All technical data refers to air applications. We will gladly assist you for other media.

Relation Working Pressure / Temperature

(only for hoses, not for the fittings!)



Polyurethane Hose with Straight Extension

Nycoil RECTUFLEX

	Inside x Outside Ø mm	Nominal Outside Diameter mm	3 m* Part Number	6 m* Part Number	7,5 m* Part Number	DS
	6,3 x 9,5	60	PU 10/230	PU 10/260	PU 10/275	■□
	8,0 x 12,0	80	PU 12/230	PU 12/260	PU 12/275	■□

Fittings

	Easy do-it-yourself assembly for coupling and plug 25 Series for PU 10 and PU 12 hoses	Part Number	DS
	coupling and spring guard for PU 10	25KAKU10 SPN	■
	coupling and spring guard for PU 12	25KAKU12 SPN	■
	plug and spring guard for PU 10	26SFKU10 MXN	■
	plug and spring guard for PU 12	26SFKU12 MXN	■
	fixed screw connection and spring guard for PU 10	SV17/10 AN	■□
	fixed screw connection and spring guard for PU 12	SV17/12 AN	■□
	protective sleeve (black)	T1300-351 BK	■□

DS = Delivery Status: ■ in stock

■□ on short call

□ medium term delivery

* total hose length



Straight extension

The straight hose extensions attached to the coils optimise the handling of the complete hose unit and offer the user more freedom of movement in the working process. It combines the advantages of the straight hose connection on the tool with the high level of elasticity of the coil system.



Bend protection

Couplings and nipples are supplied with plastic bend protection – this provides lasting protection against the hose snapping.



Easy do-it-yourself assembly

Thanks to the highly user-friendly design of the connecting technology, you can assemble the couplings, plugs or fitting connections yourself in no time. You automatically have maximum flexibility and save time and costs.



Protective sleeve

After assembly of the connecting material, a protective sleeve (flush with the front side of the coupling) can be pushed on to prevent metal parts from scratching sensitive surfaces.

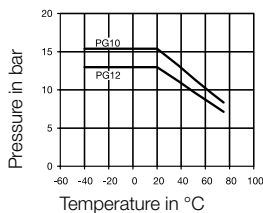


SUPERBRAID®



Relation Working Pressure / Temperature

(only for hoses, not for the fittings!)



Technical Description

Superbraided polyurethane recoiled hose is extruded with an inner braid for additional strength. This „integral piece“ process eliminates the need of bonding individual layers of hoses, braiding and cover which tend to separate overtime due to bending, flexing and pulsating. Superbraided combines the durability of bulkier hoses with the kink resistance and elasticity of polyurethane to make a tough, long lasting hose that is user friendly. Superbraided can be used with either our barb and sleeve fittings or reusable polyurethane fittings.

Technical Data

Temperature range:
-40°C up to +75°C

Maximum operating pressure:
see chart

Durometer: 85 shore A

Color: light blue transparent

Advantages

- Same flexibility as a polyurethane hose
- Usable at 15 bar (safety factor of 4 to 1)
- Flexible even at -40°C
- Highly kinking resistant; virtually undamaged by twisting or crushing
- Extremely flexible and easy to use; minimizes worker fatigue
- Superior elasticity and coil memory
- Excellent abrasion resistance; 6 to 10 times better than rubber or nylon
- Factory applied thread sealant supplied on male swivel fitting
- Very small bending radius and tight coil diameter economizes on work and storage space
- Both fittings nickel plated

All technical data refers to air applications. We will gladly assist you for other media.

Straight

Nycoil SUPERBRAID

	Inside x Outside Ø mm	Coil Outside Diameter mm	Working Length	Connection	Part Number	DS
	6,3 x 9,5		25 m		PG10/025	■ □
	7,9 x 11,7		25 m		PG12/025	■ □

Coiled

Nycoil SUPERBRAID

	Inside x Outside Ø mm	Coil Outside Diameter mm	Working Length	Connection	Part Number	DS
	6,3 x 9,5	42	3,0 m	G 1/4	PG 10/030/DV	■
			6,0 m		PG 10/060/DV	■
			7,5 m		PG 10/075/DV	■
	7,9 x 11,7	55	3,0 m	G 3/8	PG 12/030/DV	■
			6,0 m		PG 12/060/DV	■
			7,5 m		PG 12/075/DV	■

assembled with nickel plated swivel fittings on both ends

DS = Delivery Status: ■ in stock

■ □ on short call

■ □ medium term delivery



Technical Description

Thanks to the special production techniques, this hose keeps what it promises, even after frequent use and under extreme conditions. Ultra-Lite is made of polyurethane which is reinforced by a hose braid made of Dacron Polyester. Unlike conventional 3-layer textile hoses where the individual layers are not permanently bonded to each other, our Nycoil Ultra-Lite is specially made. The hose is heated and the different layers, textile and PU, melt to form a permanent bond with each other. Thanks to this process, the Ultra-Lite is extremely flexible and, above all, extremely durable. Its high level of flexibility and low weight make for easy handling. The Ultra-Lite retains its properties down to temperatures as low as -40°C.

Advantages

- Approx. 20% lighter than comparable hoses
- Further weight reduction through production of threaded couplings and hose nuts in light aluminium
- This allows us to reduce the total weight of the hose system, with all advantages of easy hose handling
- Extremely flexible even down to -40°C
- Anti-kink
- Highly temperature-resistant
- Easy do-it-yourself assembly of couplings, plugs or fixed screw connections from various Rectus series (available with protective sleeve on request)

Technical Data

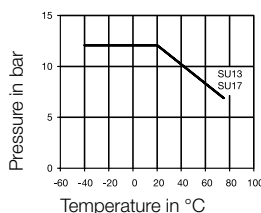
Temperature range:
-40°C up to +75°C
Maximum operating pressure:
see chart
Color: yellow

All technical data refers to air applications. We will gladly assist you for other media.




Relation Working Pressure / Temperature

(only for hoses, not for the fittings!)






Straight

Nycoil ULTRA-LITE SUPERBRAID

	Inside x Outside Ø mm	Coil Outside Diameter mm	Working Length	Weight	Part Number	DS
	9,5 x 13,0		25 m	75 g/m	SU13/025/05	■
	12,7 x 17,4		25 m	127 g/m	SU17/025/05	■

Fittings for Hose SU13

Nycoil ULTRA-LITE SUPERBRAID

	Series	Flow at 6 bar (Pressure drop 0.5 bar)	Weight	Part Number	DS
	Coupling 1600 Series	2100 l/min	100 g	1600 KAKU13 SPN	■
	Coupling 31 Series	1060 l/min	90 g	31 KAKU13 SPN	□
	Coupling 1400 Series	960 l/min	90 g	1400 KAKU13 SPN	■
	Plug 26 Series (1600)		50 g	26 SFKU13 MXN	□
	Plug 31 Series		55 g	31 SFKU13 MXN	□
	Plug 23 Series (1400)		55 g	23 SFKU13 MXN	□
	fixed screw connection G 3/8 o.		50 g	SV 17/13 AN	■
	f. screw con. for hose SU17, G 1/2 o.		60 g	SV 21/17 AN	□

⚠ Please consider our security advices on the pages 12/13 ⚠

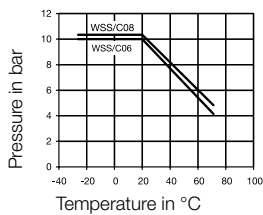


RECTUSPARK®



Relation Working Pressure / Temperature

(only for hoses, not for the fittings!)



Technical Description

The blue ether based 95 durometer polyurethane inner tubing is offered in two metric sizes. It is covered with a specially formulated black flame retardant cover which has excellent tear and tensile strength, yet is resistant to oils, greases, acids, bases, aqueous solutions, ozone, UV light and heat aging. This cover has strong insulative properties and meets UL-94-VO specifications.

Advantages

Black flame retardant cover protects tubing from incidental contact with welding sparks. The cover does not adhere to the inner tube, allowing the jacket to be easily skived back for connection with conventional compression or push-in fittings.

- Extremely flexible with excellent bend radius capability
- Very resistant to kink damage
- Broad range of chemical resistance
- Good aging resistance for long service life


Technical Data

Temperature range:
-25°C up to +70°C
Max. working pressure:
8 bar (depending on used temperature)

All technical data refers to air applications. We will gladly assist you for other media.


Straight

Nycoil RECTUSPARK

	Inside x Outside Ø mm	Protective Jacket Ø mm	Coil Outside Diameter mm	Working Length	Part Number	DS
	4,0 x 6,0	8		25 m	WSS06/025/01	■
	5,0 x 8,0	10		25 m	WSS08/025/01	■

Coiled

Nycoil RECTUSPARK

	Inside x Outside Ø mm	Protective Jacket Ø mm	Coil Outside Diameter mm	Working Length	Part Number	DS
	4,0 x 6,0	8	60	2,5 m	WSC06/025/01	■
				6,0 m	WSC06/060/01	■
				7,5 m	WSC06/075/01	■
	5,0 x 8,0	10	75	2,5 m	WSC08/025/01	■
				6,0 m	WSC08/060/01	■
				7,5 m	WSC08/075/01	■

DS = Delivery Status: ■ in stock

■ on short call

□ medium term delivery

RECTUSOFT



Technical Description

The new generation of highly flexible Rectus hoses consists of a textile-reinforced, 3-ply PVC hose with a smooth inner tube, polyester thread insert and abrasion-proof outer covering.

Advantages

Low weight, very high flexibility, highly resistant, high resistance to pressure, UV-resistant, long service life, shock and tread-resistant, non-buckling, manufacturer's imprint with technical specifications.

Technical Data

Working temperature:
-25°C up to +60°C

Maximum operating pressure:
at +23°C: 15 bar

Bursting pressure:
at +23°C: 63 bar

Color: light blue



Straight

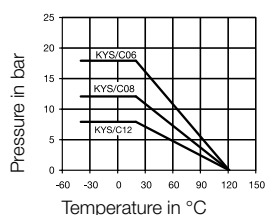
Nycoil RECTUSOFT

	Inside x Outside Ø mm	Coil Outside Diameter mm	Package Unit	Part Number	DS
	6,3 x 11,0	45	50 m	PVC06/050/03	■
	9,0 x 14,5	63	50 m	PVC09/050/03	■
	12,7 x 19,0	89	50 m	PVC12/050/03	■



Relation Working Pressure / Temperature

(only for hoses, not for fittings!)



Technical Description

PVDF tubing resists a broad range of chemicals, and its low permeability, out-gassing and extractable properties make it ideal for ultrapure applications. Unlike PTFE, PVDF withstands radiation and has excellent mechanical properties that resist creep and cold flow, while offering significant cost savings.

Special physical features

- Complies with USP Class VI Standards
- Acceptable for USDA
- Meets FDA Requirements and UL 94 V-O (Flame Retardant Requirements)
- Odorless & Tasteless
- Sterilizable by Gamma Radiation, Autoclave or Ozones
- Acceptable for 3-A Sanitary Standards for Dairy Equipment

Typical Chemical Applications:

Pesticides, petrochemical, wastewater treatment, pulp and paper bleaching operations

Chemical Resistance:

Oxidants, radiation, ultraviolet radiation, acids, alcohol, aliphatic, aromatics, mild basis, chloride, halogens, fungus, out-gassing

Technical Data

Temperature Range:
-40°C up to +120°C

Maximum Operating Pressure:
see chart


Color: opak

All technical data refers to air applications. We will gladly assist you for other media.

Useable with PVDF couplings 21 series + 48 series. (Page 232)


Straight

Nycoil RECTUCHEM

	Inside x Outside Ø mm	Coil Outside Diameter mm	Working Length	Part Number	DS
	4,0 x 6,0		25 m	KYS06/025/00	■
	6,0 x 8,0		25 m	KYS08/025/00	■
	10,0 x 12,0		25 m	KYS12/025/00	□

Coiled

Nycoil RECTUCHEM

	Inside x Outside Ø mm	Coil Outside Diameter mm	Working Length	Part Number	DS
	4,0 x 6,0	40	2,5 m	KYC06/025/00	□
			6,0 m	KYC06/060/00	□
	6,0 x 8,0	65	2,5 m	KYC08/025/00	■
			6,0 m	KYC08/060/00	■
	9,0 x 12,0	140	2,5 m	KYC12/025/00	□
			6,0 m	KYC12/060/00	□

DS = Delivery Status: ■ in stock

□ on short call

□ medium term delivery

Hose Accessories

Accessories

Hoses / Tubing

Low Pressure

Hose Cutter

Nycoil Accessories



(up to outside Diameter 14 mm)

	L	L1	Part Number	DS
	79	25	RP 71-00	■

Swivelling Spring Guard


Nycoil Accessories



	Connection mm	Hex	Length	Material	Part Number	DS
	R 1/8 3,1 x 4,7	11		Brass	DV 10/05	■
	R 1/4 4,8 x 6,3	14		Brass	DV 13/06	■□
	R 1/4 6,3 x 7,9	14		Brass	DV 13/08	■
	R 1/4 7,9 x 9,5	15		Brass	DV 13/10	■
	R 3/8 9,5 x 11,8	19		Brass	DV 17/12	■
	R 1/2 12,7 x 15,8	22		Brass	DV 21/16	■

Fixed Spring Guard

Nycoil Accessories



with spring guard

* inner cone 45°

	Connection mm	Hex	Length	Material	Part Number	DS
	M5 4,0 x 6,0	8	103	Brass	SV 05/06	■□
	G 1/8 4,0 x 6,0	12	103	Brass	SV 10/06	■
	G 1/8 6,0 x 8,0	12	106	Brass	SV 10/08	■□
	G 1/4 4,0 x 6,0	17	103	Brass	SV 13/06	■
	G 1/4 6,0 x 8,0	17	106	Brass	SV 13/08	■
	G 1/4 8,0 x 10,0	17	119	Brass	SV 13/10	■
	G 1/4 9,0 x 12,0	17	123	Brass	SV 13/12	■
	G 3/8 6,0 x 8,0*	19	106	Brass	SV 17/08	■□
	G 3/8 8,0 x 10,0*	19	119	Brass	SV 17/10	■□
	G 3/8 9,0 x 12,0*	19	123	Brass	SV 17/12	■

Reusable Swivel Fittings

Nycoil Accessories




	Connection mm	for PU Hose	Part Number	DS
	G 1/4	PU 08	PV 13/08	■
		PU 10	PV 13/10	■
	G 3/8	PU 12	PV 17/12	■
		PU 15	PV 17/15	■

⚠ Please consider our security advices on the pages 12/13 ⚠


Worm Drive Hose Clips

Accessories

	Spread	Height	Part Number	DS
	10 - 16 mm	8 mm	KA 1016	■
	12 - 22 mm	8 mm	KA 1222	■
	16 - 27 mm	8 mm	KA 1627	■
	23 - 35 mm	9 mm	KA 2335	■
	30 - 45 mm	9 mm	KA 3045	■
	32 - 50 mm	12 mm	KA 3250	■
	40 - 60 mm	12 mm	KA 4060	■
	50 - 70 mm	12 mm	KA 5070	■
	60 - 80 mm	12 mm	KA 6080	■


,O'-Clips

Accessories

	Spread	Height	Part Number	DS
 <p>Steel, chromatized</p>	5 - 7 mm	6 mm	KB 0507	■
	7 - 9 mm	7 mm	KB 0709	■
	9 - 11 mm	7 mm	KB 0911	■
	11 - 13 mm	7 mm	KB 1113	■
	13 - 15 mm	7,5 mm	KB 1315	■
	15 - 18 mm	8 mm	KB 1518	■
	17 - 20 mm	8,5 mm	KB 1720	■
	20 - 23 mm	9 mm	KB 2023	■
	25 - 28 mm	10 mm	KB 2528	■
	28 - 31 mm	10 mm	KB 2831	■
	31 - 34 mm	10 mm	KB 3134	■
	34 - 37 mm	10 mm	KB 3437	■
	37 - 40 mm	10 mm	KB 3740	■
	40 - 43 mm	10 mm	KB 4043	■
	43 - 46 mm	10 mm	KB 4346	■

Hose Drum

Accessories

	Description	Connection	Working Length	Working Pressure	Part Number	DS
	- PU-Hose (9,0 x 14,5), black	25KA Series	15 m	15 bar	DST 915-25	■
	- Casing made of polypropylene					
	- no mechanical guidance					
	- Completely assembled with coupling and plug 25 series					
	- CE-certified					

DS = Delivery Status: ■ in stock

■ on short call

□ medium term delivery



Lords of the air.



The Nycoil brand high-performance hose solutions have stood for innovation and reliability in the widest range of applications for decades. With our 4 material qualities, suitable products are available for every conceivable medium – whether straight or coiled hose.




MEDIUM-/HIGH-PRESSURE SYSTEMS. HYDRAULIC SOLUTIONS IN TEMA BRAND QUALITY.



With our Tema connection system in the medium and high pressure range, we offer proven standard solutions for almost every possible application area in liquids technology. Our products are important function

components in many mobile and stationary industrial and hydraulic systems, working safely and reliably even under the harshest conditions.

up to
1500
bar



The Pressure Eliminator

A well-known nuisance in practice: coupling under dynamic or residual pressure. With the pressure eliminator, which automatically releases the pressure in the coupling, this problem finally has a solution! A test will be more than enough to convince you.



Medium-Pressure

TEMA Profiles	TEMA T-Series	Robust industry-standard product. Meets high quality requirements. Very reasonable cost-use ratio. Can be supplied with pressure eliminator.	from page 364
	TEMA TH-Series	Development of the standard T series. Suitable for extreme loads. Steel design for highest requirements. Can be supplied with pressure eliminator.	from page 386
	TEMA TFF-Series	For extreme operating conditions and fault-free operation. FlatFace principle. Can be supplied with pressure eliminator.	from page 388
Norm-Profiles	TEMA TIA-Series	Norm specification ISO 7241-1 series A. 1/2" design with pressure eliminator.	from page 402
	TEMA TIB-Series	Norm specification ISO 7241-1 series B. Can be supplied in brass, steel, galvanised and in stainless steel. Can be supplied with pressure eliminator.	from page 412
	TEMA TIF-Series	Norm specification ISO 16028. Also available in stainless steel. FlatFace principle. Fitted coupling. Can be supplied with pressure eliminator.	from page 428
	TEMA MULTI-LINE®	Multi-Coupling Systems	from page 448
Accessories	Measuring Systems	Easy to operate, multi-purpose measuring and control systems for monitoring hydraulic and pneumatic systems.	from page 451
	Accessories	Swivel joints, pressure relief valves, adapters, hinged lid and multi-coupling components.	from page 458

High-Pressure

High-Pressure	TEMA THP-Series	Special high pressure couplings for extreme conditions. 1000 or 1500 bar. High flow.	from page 470
	Accessories	Large selection of adapters for the THP series.	from page 474

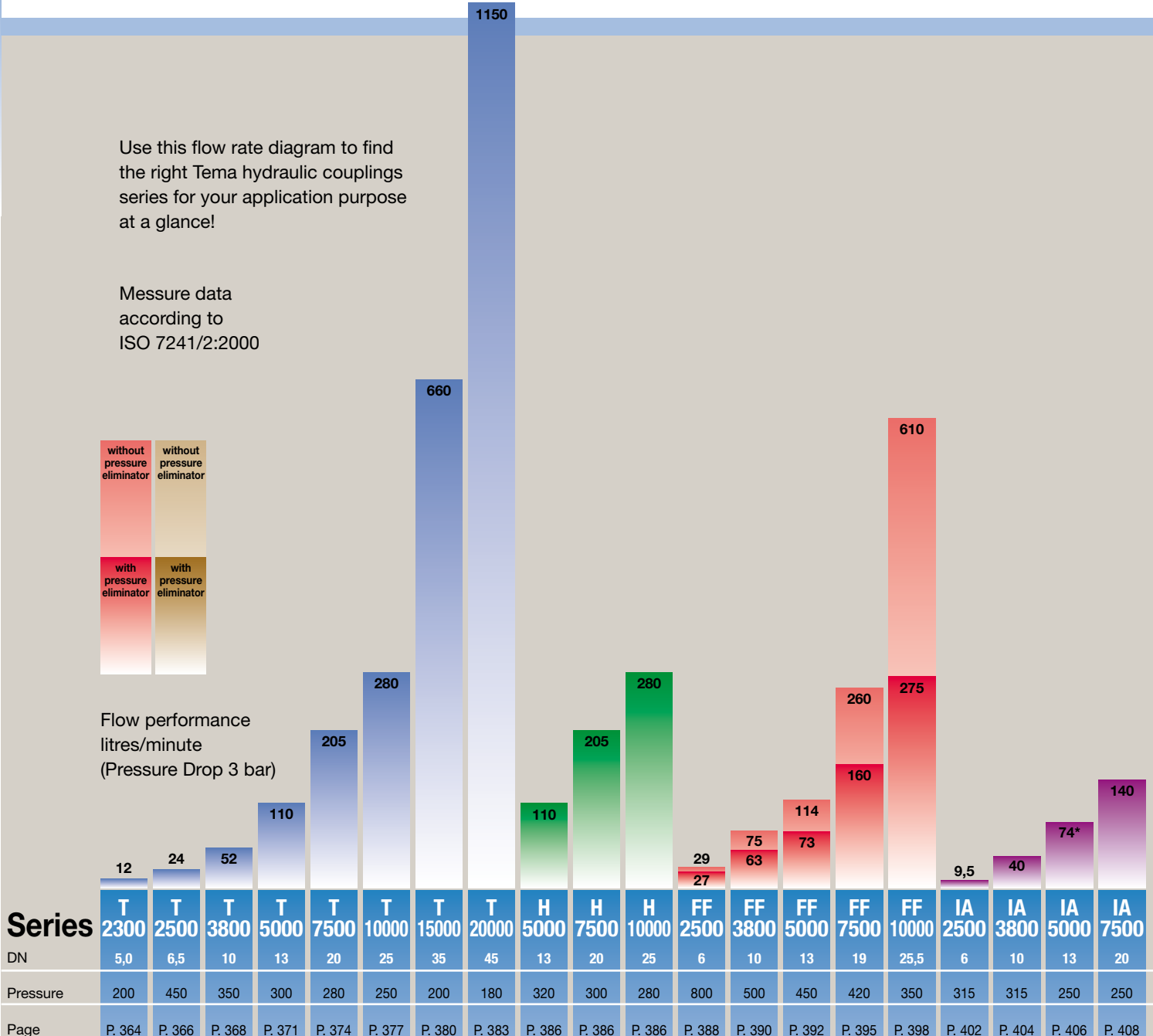
OUR ENTIRE PERFORMANCE CAPACITY AT A GLANCE.

Use this flow rate diagram to find the right Tema hydraulic couplings series for your application purpose at a glance!

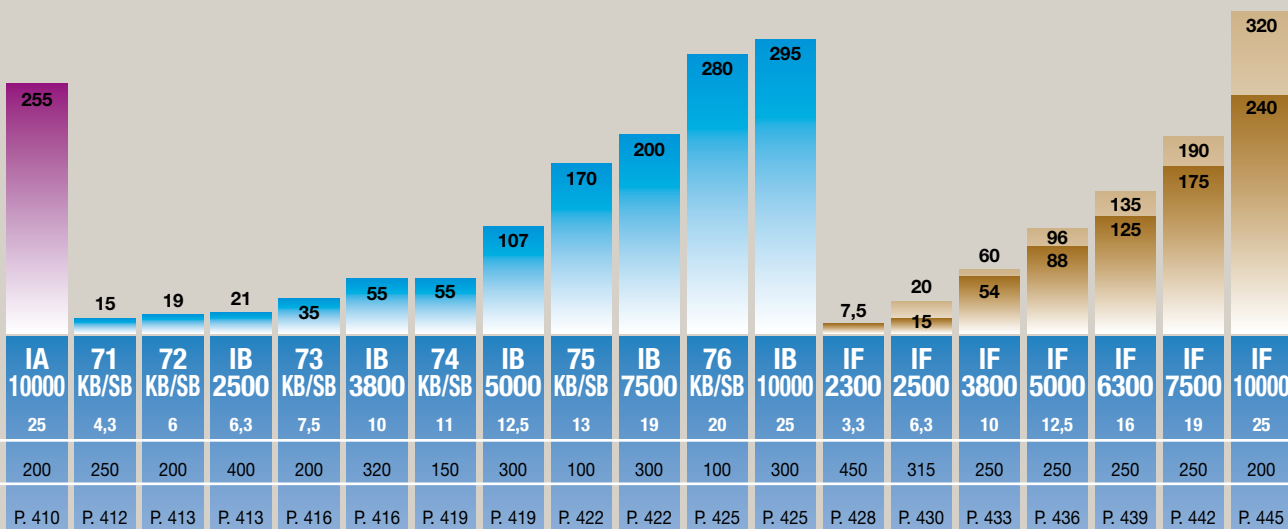
Messure data according to ISO 7241/2:2000



Flow performance litres/minute (Pressure Drop 3 bar)



* Version T5500 86 litres/min.



Series
DN

Pressure

Page

ABOVE ALL ELSE, OUR SYSTEMS OFFER YOU GREATER SAFETY.

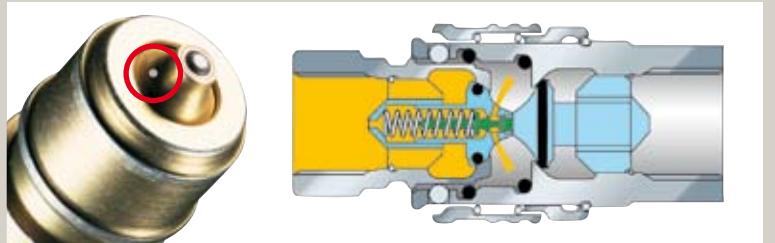
The FlatFace Concept

Dirt-proof Tema FlatFace couplings (IF/FF) have the following advantages: Non-drip, dry-break function on disconnection, no air enclosure during connection and extremely flat surfaces to ensure easy cleaning. Depending on the application, the FlatFace concept is the ideal alternative for an environmental high-quality solution.



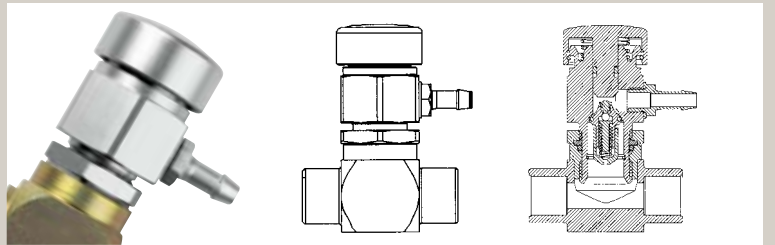
The Pressure Eliminator

By using this innovative Tema patented technology, residual pressures in hydraulic lines can be overcome smoothly and without effort. The use of a micro-valve, incorporated in the coupling or plug will automatically release any residual pressure on reconnection.



The Pressure Relief Valve

A pressure relief valve mounted directly in the pressurised line will release the dynamic pressure in this hydraulic system by pushing a button. Attached couplings can now be coupled pressure-free! After coupling, release the button to re-pressurise.



Lubrication Nipple

The Tema lubrication nipple is a vital accessory item in order to prevent dirt to enter into couplings in disconnected position. It will also prevent freezing up of the coupling mechanism. The nipple is simple to use, just reconnect onto coupling body and you can easily protect internal mechanical parts using a standard grease-gun. A valuable accessory item in many climate zones.





O-Rings / Profile rings

Depending on the application, Tema couplings are equipped with seals in various alternative material qualities, e.g. NBR, FKM, EPDM or PUR. In many ranges, double O-ring seals are even used as standard in order to increase safety.



ISO 7241-1, A Series



ISO 7241-1, B Series




ISO 16028

ISO-Profiles

In order to offer maximum interchangeability, the Tema IA (ISO A) , IB (ISO B) and IF (ISO F) series have been designed to conform to the latest international ISO-specifications. This will ensure full compatibility with all standard couplings and plugs which conform to the same specifications.



Steel



Brass



Stainless Steel

Material Qualities

Depending on working pressures and applications, Tema couplings are being offered in hardened steel or brass. In addition, numerous series can be supplied as standard in stainless steel (AISI 316). Series 70 - 76 are manufactured in steel, brass and stainless steel (AISI 303/316 Ti).



zinc pl., pass., sealed



Chrome-plated



additional sealed



nitrocarburised

Surface Finish

Galvanised, passivated and sealed: to prevent corrosion.

Nitrocarburisation: a surface hardening. The product acquires a black colour.




Nominal Diameter

5 = 20 mm²

TEMA Series

T2300



actual size

Technical Description

The T2300 hydraulic coupling is characterised by a low pressure drop and maximum flow capacity. The coupling system is available as double shut-off, straight through or single shut-off version. Also available in stainless steel.

Connected length in total:
59 mm

Material

- Coupling**
- Coupling Body
- Sleeve
- Valve
- Springs
- Locking Balls
- Seals

Plug

- Plug Body
- Valve
- Springs
- Seals

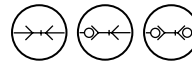
Pressures

- Bursting Pressure coupled
- Working Pressure uncoupled

Advantages

Straight-through – minimum pressure drop. High operating pressure. Corrosion resistant. Compact dimensions.

Available Valves



Standard

- Brass, Nickel Plated and Chromated
- Brass, Nickel Plated
- Brass
- AISI 301
- AISI 420 C
- NBR/FKM

Working Pressure

See chart.

Working Temperature*

-30°C up to +100°C (NBR)
-25°C up to +200°C (FKM)
depending on the medium.

*At a temperature below -40°C and above +200°C special seals are available on request.

Stainless Steel

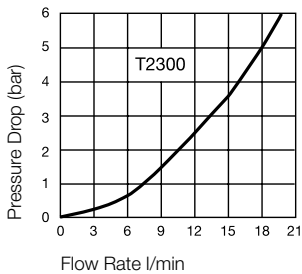
- AISI 316
- AISI 316
- AISI 316
- AISI 301
- AISI 420 C
- FKM

AISI 316

- AISI 316
- AISI 301
- FKM

>800 bar
100 bar

Flow Capacity
Viscosity for 32cSt at 40°C
as per ISO 7241/2-2000

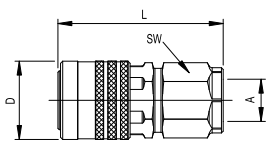


>800 bar
100 bar

Couplings

TEMA Series T2300

Connec- tion A	Hex SW	L mm	D mm	Valve	Working press. in bar	Version	Seal	Part Number	DS
G 1/8	15	38	18	with	200	Standard	NBR	T2310	■
G 1/8	15	38	18	with	200	Standard	FKM	T2310 V	■□
G 1/8	15	38	18	with	200	Stainless Steel	FKM	T2310 RV ²⁾	■□
G 1/8	15	38	18	with	200	Stainless Steel	FKM	T2310 RFV ^{1) 2)}	■
G 1/8	15	38	18	without	200	Standard	NBR	T2310 UV	■□
G 1/8	15	38	18	without	200	Standard	FKM	T2310 VUV	■□
G 1/8	15	38	18	without	200	Stainless Steel	FKM	T2310 RVUV ²⁾	■□

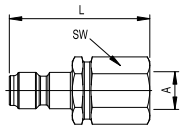


Female Thread

DS = Delivery Status: ■ in stock ■□ on short call ■□ medium term delivery

Plugs

TEMA Series T2300



Female Thread

Connection A	Hex SW	L mm	D mm	Valve	Working press. in bar	Version	Seal	Part Number	DS
G 1/8	15	36		with	200	Standard	NBR	T2320	■
G 1/8	15	36		with	200	Standard	FKM	T2320 V	■
G 1/8	15	36		with	200	Stainless Steel	FKM	T2320 RV ²⁾	□
G 1/8	15	36		with	200	Stainless Steel	FKM	T2320 RFV ^{1) 2)}	□
G 1/8	15	36		without	200	Standard		T2320 UV	□
G 1/8	15	36		without	200	Stainless Steel		T2320 RUV ²⁾	□

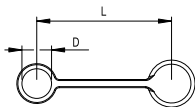
Seal-Kit for Coupling

TEMA Series T2300

Description	Material	Part Number	DS
Coupling	NBR	T11310 N	□
Coupling	FKM	T11310 V	□
Further sealing material on request.			

Dust Protection

TEMA Series T2300




Description	L mm	D mm	Material	Color	Part Number	DS
Coupling	55	15	PVC	Red	T2315	■
Plug	55	15	PVC	Red	T125	■
Further colors on request.						

¹⁾ Valve made of brass

²⁾ For pulsating pressure, the pressure must not exceed 50% of the given value



Nominal Diameter

6.5 = 32 mm²

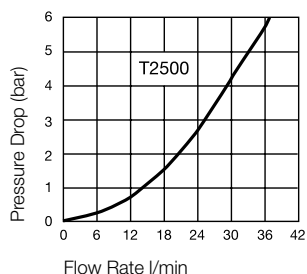
TEMA Series

T2500

90% of actual size



Flow Capacity
Viscosity for 32cSt at 40°C
as per ISO 7241/2-2000

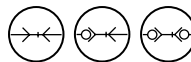
**Technical Description**

The coupling system is available as double shut-off, straight-through or with single shut-off version. Single shut-off only on the side of the coupling. Also available in stainless steel. From series 2500 double O-ring seal.

Connected length in total:
81 mm

Advantages

Straight-through – minimum pressure drop. Double safety through a double O-ring seal. A safety closing ring prevents unintentional uncoupling. Corrosion resistant. Compact dimensions.

Available Valves**Working Pressure**

See chart.

Working Temperature*

-30°C up to +100°C (NBR)
-25°C up to +200°C (FKM)
depending on the medium.

*At a temperature below -40°C and above +200°C special seals are available on request.

Material**Coupling**

Coupling Body
Sleeve
Locking Ring

Valve
Adapter
Springs
Locking Balls
Seals
Valve Holder (up to 100°C)
Valve Holder (over 100°C)

Plug

Plug Body

Valve
Springs
Seals

Pressures

Bursting Press. coupled
Working Press. uncoupled

Standard

Brass, Nickel Pl., Chromated
Brass, Nickel Pl., Chromated
Brass, Zinc-iron coated,
Black passivated, sealed
Brass
Brass, Nickel Plated
AISI 301
AISI 420 C
NBR/FKM
Zinc Casting
Brass

Steel Hardened, Zinc Plated,
Yellow passivated, sealed
AISI 301
NBR/FKM

Stainless Steel

AISI 316
AISI 316
AISI 316

AISI 316
AISI 301
AISI 420 C
FKM
AISI 316
AISI 316

Diver's Coupling

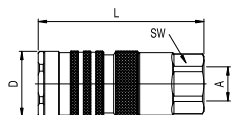
Brass, Chromated
Brass, Chromated
Brass, Zinc Chromated
Conversion Coated
Brass
Brass, Chromated
AISI 301
AISI 304
NBR
Zinc Casting

>1000 bar
250 bar

>100 bar
10 bar

Couplings**TEMA Series T2500**

Connec- tion A	Hex SW	L mm	D mm	Valve	Working press. in bar	Version	Seal	Part Number	DS
G 1/4	21	64	25	with	450	Standard	NBR	T2510	■
G 1/4	21	64	25	with	450	Standard	FKM	T2510 V	■□
G 1/4	21	64	25	with	250	Stainless Steel	FKM	T2510 RV ²⁾	■□
G 1/4	21	64	25	without	450	Standard	NBR	T2510 UV	■□
G 1/4	21	64	25	without	450	Standard	FKM	T2510 VUV	■□
G 1/4	21	64	25	without	250	Stainless Steel	FKM	T2510 RVUV ²⁾	■□
G 1/4	21	64	25	with	10	Diver's Coupling	NBR	T2510 ELRF	■□



Female Thread

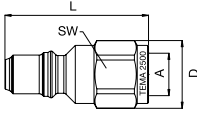
DS = Delivery Status: ■ in stock

■□ on short call

□□ medium term delivery

Plugs

TEMA Series T2500

	Connec- tion A	Hex SW	L mm	D mm	Valve	Working press. in bar	Version	Seal	Part Number	DS
 <p>Female Thread</p>	G 1/4	19	45	21	with	450	Standard	NBR	T2520	■
	G 1/4	19	45	21	with	450	Standard	FKM	T2520 V	■
	G 1/4	19	45	21	with	250	Stainless Steel	FKM	T2520 RV ²⁾	■
	G 1/4	19	45	21	with	250	Stainless Steel	FKM	T2520 RFV ¹⁾ ²⁾	■
	G 1/4	19	45	21	with	170	Stainless Steel	FKM	T2520 RFV2 ¹⁾ ²⁾ ⁴⁾	■
	G 1/4	19	45	21	without	450	Standard		T2520 UV	■
	G 1/4	19	45	21	without	250	Stainless Steel		T2520 RUV ²⁾	■
	G 1/4	19	45	21	without	450	Stainless Steel		T2520 RHUV ³⁾	■
	G 1/4	19	45	21	without	170	Stainless Steel		T2520 RFUV2 ²⁾ ³⁾	■

Seal-Kit for Coupling

TEMA Series T2500

Description	Material	Part Number	DS
Coupling	NBR	T2500-PSN	■
Coupling	FKM	T2500-PSV	■
Further sealing materials on request.			

Dust Protection

TEMA Series T2500

Description	L mm	D mm	Material	Color	Part Number	DS
Coupling	145	44	PVC	Blue	T2516	■
Plug	145	42	PVC	Blue	T2526	■
Further colors on request.						

¹⁾ Valve made of brass

²⁾ For pulsating pressure, the pressure must not exceed 50% of the given value

³⁾ Material, AISI 420 hardened

⁴⁾ Suitable for high pressure water, AISI 303



Nominal Diameter

10 = 80 mm²

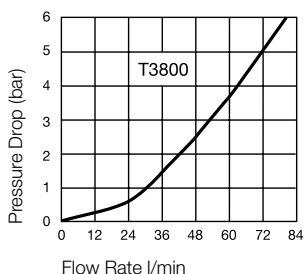
TEMA Series

T3800



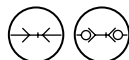
90% of actual size

Flow Capacity
Viscosity for 32cSt at 40°C
as per ISO 7241/2-2000

**Technical Description**

This coupling system can be used as straight-through and double shut-off. Also available in stainless steel.

Connected length in total:
74 mm

Available Valves**Advantages**

Straight-through for minimum pressure drop. Double safety through a double O-ring seal. A safety closing ring prevents unintentional uncoupling. Corrosion resistant. Compact dimensions. Pressure eliminator for coupling and plug available. With pressure eliminator, can be coupled up to operating pressure.

Working Pressure

See chart.

Working Temperature*

-30°C up to +100°C (NBR)
-25°C up to +200°C (FKM)
depending on the medium.

*At a temperature below -40°C and above +200°C special seals are available on request.

Material**Coupling**

Coupling Body
Sleeve
Locking Ring

Valve
Springs
Locking Balls
Seals
Valve Holder (up to 100°C)
Valve Holder (over 100°C)

Plug

Plug Body

Valve
Springs
Seals
Valve Holder (up to 100°C)
Valve Holder (over 100°C)

Pressures (Coupling/Plug)

Bursting Pressure coupled
Working Pressure uncoupled

Standard

Brass, Nickel Pl., Chromated
Brass, Nickel Pl., Chromated
Brass, Zinc-iron coated,
Black passivated, sealed
Brass
AISI 301
AISI 420 C
NBR/FKM
Zinc Casting
Brass

Steel Hardened, Zinc Plated,
Yellow passivated, sealed
Brass
AISI 301
NBR/FKM
Zinc Casting
Brass

Stainless Steel

AISI 316
AISI 316
AISI 316

AISI 316
AISI 301
AISI 420 C
FKM
AISI 316
AISI 316

AISI 316
AISI 316
AISI 301
FKM
AISI 316
AISI 316

High Pressure Water

Brass, Chromated
Brass, Chromated

AISI 301
AISI 420 C
NBR

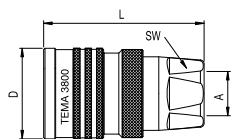
Brass Version

Brass

Brass
AISI 301
NBR/FKM
Brass

Couplings**TEMA Series T3800**

Conne- ction A	Hex SW	L mm	D mm	Valve	Working press. in bar	Version	Seal	Part Number	DS
G 3/8	24	60	34	with	350	Standard	NBR	T 3810	■
G 3/8	24	60	34	with	350	Standard	FKM	T 3810 V	■
G 3/8	24	60	34	with	300	Stainless Steel	FKM	T 3810 RV ²⁾	■□
G 3/8	24	60	34	without	350	Standard	NBR	T 3810 UV	■□
G 3/8	24	60	34	without	350	Standard	FKM	T 3810 VUV	■□
G 3/8	24	60	34	without	350	Stainless Steel	FKM	T 3810 RVUV ²⁾	■□



Female Thread

DS = Delivery Status:

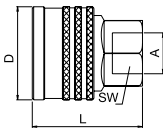
■ in stock

■□ on short call

■□ medium term delivery

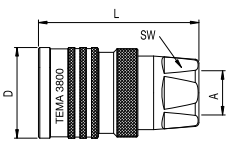
Couplings for High Pressure Water

TEMA Series T3800

	Conne- ction A	Hex SW	L mm	D mm	Valve	Working press. in bar	Version	Seal	Part Number	DS
 <p>Female Thread</p>	G 3/8	24	40	34	without	350	High Pressure Water	NBR	T3810 H	■
	G 3/8	29	40	34	without	350	High Pressure Water	NBR	T3810 H2	■
	G 3/8	24	40	34	without	350	High Pressure Water	FKM	T3810 HV	■
	G 3/8	29	40	34	without	350	High Pressure Water	FKM	T3810 H2V	■
	G 3/8	24	40	34	without	350	High Pressure Water	EPDM	T3810 HEP	■
	G 3/8	29	40	34	without	350	High Pressure Water	EPDM	T3810 H2EP	■

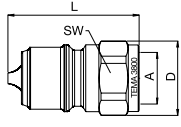
Couplings with Pressure Eliminator

TEMA Series T3800

	Conne- ction A	Hex SW	L mm	D mm	Valve	Working press. in bar	Version	Seal	Part Number	DS
 <p>Female Thread</p>	G 3/8	24	60	34	with	350	Standard	NBR	T3811	■
	G 3/8	24	60	34	with	350	Standard	FKM	T3811 V	■
	G 3/8	24	60	34	with	300	Stainless Steel	FKM	T3811 RV ²⁾	■
	G 3/8	24	60	34	with	300	Stainless Steel	FKM	T3811 RFV ^{1) 2)}	■

Plugs

TEMA Series T3800

	Conne- ction A	Hex SW	L mm	D mm	Valve	Working press. in bar	Version	Seal	Part Number	DS
 <p>Female Thread</p>	G 3/8	22	42	24	with	350	Standard	NBR	T3820	■
	G 3/8	22	42	24	with	350	Standard	FKM	T3820 V	■
	G 3/8	22	42	24	with	50	Brass	NBR	T3820 M	■
	G 3/8	22	42	24	with	50	Brass	FKM	T3820 MV	■
	G 3/8	22	42	24	with	300	Stainless Steel	FKM	T3820 RV ²⁾	■
	G 3/8	22	42	24	with	300	Stainless Steel	NBR	T3820 RF ^{1) 2)}	■
	G 3/8	22	42	24	with	300	Stainless Steel	FKM	T3820 RFV ^{1) 2)}	■
	G 3/8	22	38	24	without	350	Standard		T3820 UV	■
	G 3/8	22	38	24	without	300	Stainless Steel		T3820 RUV ²⁾	■
	G 3/8	22	38	24	without	170	Stainless Steel		T3820 RFUV ^{2) 3)}	■

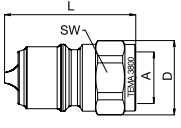
¹⁾ Valve made of brass

²⁾ For pulsating pressure, the pressure must not exceed 50% of the given value

³⁾ Suitable for high pressure water, AISI 303

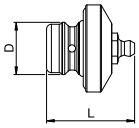
Plugs with Pressure Eliminator

TEMA Series T3800

	Conne- tion A	Hex SW	L mm	D mm	Valve	Working press. in bar	Version	Seal	Part Number	DS
	G 3/8	22	43	24	with	350	Standard	NBR	T3821	■
	G 3/8	22	43	24	with	350	Standard	NBR	T3821 V	■□
	G 3/8	22	43	24	with	300	Stainless Steel	FKM	T3821 RV ²⁾	■□
	G 3/8	22	43	24	with	300	Stainless Steel	FKM	T3821 RFV ²⁾	■□

Lubrication Nipple

TEMA Series T3800

	Description	L mm	D mm	Part Number	DS
	Coupling	36	36	TGR3	■□

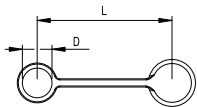
Seal-Kit for Coupling

TEMA Series T3800

	Description	Material	Part Number	DS
	Coupling	NBR	T3800-PSN	■□
	Coupling	FKM	T3800-PSV	■□
Further sealing materials on request.				

Dust Protection

TEMA Series T3800

	Description	L mm	D mm	Material	Color	Part Number	DS
	for coupling	145	54	PVC	Blue	T3816	■
	for plug	145	46	PVC	Blue	T3826	■
	for coupling	145	54	PVC	Yellow	T3816 Y	■
	for plug	145	46	PVC	Yellow	T3826 Y	■
Further colors on request.							

1) Valve made of brass.

2) For pulsating pressure, the pressure must not exceed 50% of the given value

3) Material, AISI 420 hardened

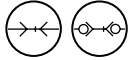


Technical Description

This coupling system can be used as straight-through and double shut-off. Also available in stainless steel.

Connected length in total:
82 mm

Available Valves



Material

Coupling

Coupling Body
Sleeve
Locking Ring

Valve
Springs
Locking Balls
Seals
Valve Holder (up to 100°C)
Valve Holder (over 100°C)

Plug

Plug Body

Valve
Springs
Seals
Valve Holder (up to 100°C)
Valve Holder (over 100°C)

Pressures

Bursting Pressure coupled
Working Pressure uncoupled

Advantages

Straight-through – minimum pressure drop. Double safety through a double O-ring seal. A safety closing ring prevents unintentional uncoupling. Corrosion resistant. Compact dimensions. Pressure eliminator for coupling and plug available. With pressure eliminator, can be coupled up to operating pressure.

Standard

Brass, Nickel Plated, Chromated
Brass, Nickel Plated, Chromated
Brass, Zinc-iron coated, Black passivated, sealed
Brass
AISI 301
AISI 420 C
NBR/FKM
Zinc Casting
Brass

Steel Hardened, Zinc Plated, Yellow passivated, sealed
Brass
AISI 301
NBR/FKM
Zinc Casting
Brass

>1200 bar
250 bar

Working Pressure

See chart.

Working Temperature*

-30°C up to +100°C (NBR)
-25°C up to +200°C (FKM)
depending on the medium.

*At a temperature below -40°C and above +200°C special seals are available on request.

Stainless Steel

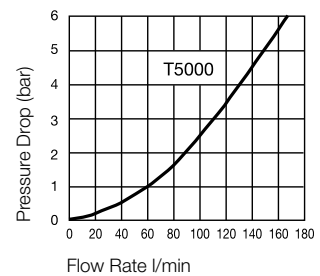
AISI 316
AISI 316
AISI 316
AISI 316
AISI 301
AISI 420 C
FKM
AISI 316
AISI 316

AISI 316

>1200 bar
250 bar



Flow Capacity
Viscosity for 32cSt at 40°C
as per ISO 7241/2-2000

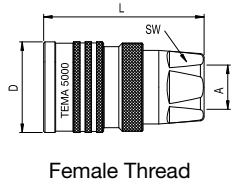


Couplings

TEMA Series T5000

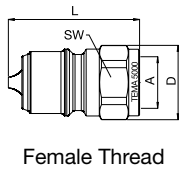
	Connec- tion A	Hex SW	L mm	D mm	Valve	Working press. in bar	Version	Seal	Part Number	DS
<p>Female Thread</p>	G 1/2	30	65	40	with	300	Standard	NBR	T5010	■
	G 1/2	30	65	40	with	300	Standard	FKM	T5010 V	■
	G 1/2	30	65	40	with	300	Stainless Steel	FKM	T5010 RV ²⁾	■
	G 1/2	30	65	40	without	300	Standard	NBR	T5010 UV	■
	G 1/2	30	65	40	without	300	Standard	FKM	T5010 VUV	■
	G 1/2	30	65	40	without	300	Stainless Steel	FKM	T5010 RVUV ²⁾	■

Couplings with Pressure Eliminator **TEMA Series T5000**



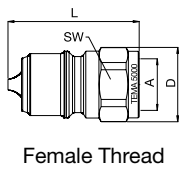
Conne- tion A	Hex SW	L mm	D mm	Valve	Working press. in bar	Version	Seal	Part Number	DS
G 1/2	30	65	40	with	300	Standard	NBR	T5011	■
G 1/2	30	65	40	with	300	Standard	FKM	T5011 V	■□
G 1/2	30	65	40	with	300	Stainless Steel	FKM	T5011 RV ²⁾	■□
G 1/2	30	65	40	with	300	Stainless Steel	FKM	T5011 RFV ^{1) 2)}	■□

Plugs **TEMA Series T5000**



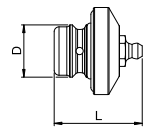
Conne- tion A	Hex SW	L mm	D mm	Valve	Working press. in bar	Version	Seal	Part Number	DS
G 1/2	27	46	30	with	320	Standard	NBR	T5020	■
G 1/2	27	46	30	with	320	Standard	FKM	T5020 V	■
G 1/2	27	46	30	with	300	Stainless Steel	FKM	T5020 RV ²⁾	■□
G 1/2	27	42	30	without	320	Standard		T5020 UV	■□
G 1/2	27	42	30	without	300	Stainless Steel		T5020 RUV ²⁾	■□

Plugs with Pressure Eliminator **TEMA Series T5000**



Conne- tion A	Hex SW	L mm	D mm	Valve	Working press. in bar	Version	Seal	Part Number	DS
G 1/2	27	47	30	with	320	Standard	NBR	T5021	■
G 1/2	27	47	30	with	320	Standard	FKM	T5021 V	■□
G 1/2	27	47	30	with	300	Stainless Steel	FKM	T5021 RV ²⁾	■□
G 1/2	27	47	30	with	300	Stainless Steel	FKM	T5021 RFV ^{1) 2)}	■□

Lubrication Nipple **TEMA Series T5000**



Description	L mm	D mm	Part Number	DS
Coupling	41	25	TGR5	■□

DS = Delivery Status: ■ in stock ■□ on short call □ medium term delivery

Seal-Kit for Coupling

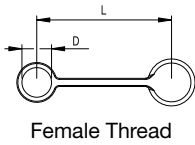
TEMA Series T5000

Description	Material	Part Number	DS
Coupling	NBR	T5000-PSN	■
Coupling	FKM	T5000-PSV	■
Further sealing materials on request.			

Dust Protection

TEMA Series T5000

Description	L mm	D mm	Material	Color	Part Number	DS
Coupling	170	60	PVC	Blue	T5016	■
Plug	170	52	PVC	Blue	T5026	■
Further colors on request.						



¹⁾ Valve made of brass

²⁾ For pulsating pressure, the pressure must not exceed 50% of the given value



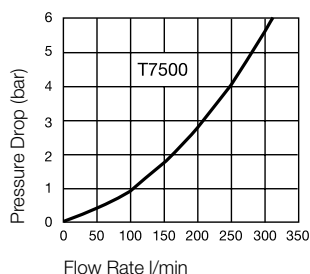
Nominal Diameter

20 = 314 mm²

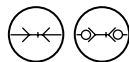
TEMA Series

T7500


65% of actual size


Flow Capacity
 Viscosity for 32cSt at 40°C
 as per ISO 7241/2-2000
**Technical Description**

This coupling system can be used as straight-through and double shut-off. Also available in stainless steel. For very high loads we recommend the use of the „super nipple“.

Connected length in total:
 91 mm
Available Valves**Material****Coupling**Coupling body
Sleeve

Locking Ring

Valve
Springs
Locking Balls
Seals
Valve Holder**Plug**

Plug Body

Valve
Springs
Seals
Valve Holder**Pressures (Coupling/Plug)**Bursting Pressure coupled
Working Pressure uncoupled**Advantages**

Straight-through – minimum pressure drop. Double safety through a double O-ring seal. A safety closing ring prevents unintentional uncoupling. Corrosion resistant. Compact dimensions. Pressure eliminator is available for coupling and plug. With pressure eliminator, can be coupled up to operating pressure.

Standard
 Brass, Nickel Plated, Chromated
 Steel hardened, Zinc Plated,
 Yellow passivated, sealed
 Brass, Zinc-iron coated, Black
 passivated, sealed
 Brass
 AISI 301
 AISI 420 C
 NBR/FKM
 Brass

 Steel Hardened, Zinc Plated,
 Yellow passivated, sealed
 Brass
 AISI 301
 NBR/FKM
 Brass

 > 1120 bar/1120 bar
 200 bar/200 bar
Working Pressure

See chart.

Working Temperature*
 -30°C up to +100°C (NBR)
 -25°C up to +200°C (FKM)
 depending on the medium.

 *At a temperature below
 -40°C and above +200°C
 special seals are available
 on request.
Stainless SteelAISI 316
AISI 316

AISI 316

AISI 316
AISI 301
AISI 420 C
FKM
AISI 316

AISI 316

AISI 316
AISI 301
FKM
AISI 316
 > 1000 bar/1000 bar
 200 bar/200 bar
Couplings**TEMA Series T7500**

	Conne- ction A	Hex SW	L mm	D mm	Valve	Working press. in bar	Version	Seal	Part Number	DS
 Female Thread	G 3/4	38	72	52	with	280	Standard	NBR	T7510	■
	G 3/4	38	72	52	with	280	Standard	FKM	T7510 V	■□
	G 3/4	38	72	52	with	250	Stainless Steel	FKM	T7510 RV ²⁾	■□
	G 3/4	38	72	52	without	280	Standard	NBR	T7510 UV	■□
	G 3/4	38	72	52	without	280	Standard	FKM	T7510 VUV	■□
	G 3/4	38	72	52	without	250	Stainless Steel	FKM	T7510 RVUV ²⁾	■□

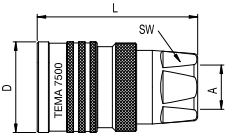
DS = Delivery Status: ■ in stock

■□ on short call

□□ medium term delivery

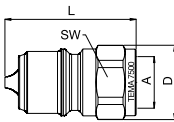
Couplings with Pressure Eliminator

TEMA Series T7500

	Connec- tion A	Hex SW	L mm	D mm	Valve	Working press. in bar	Version	Seal	Part Number	DS
 <p>Female Thread</p>	G 3/4	38	72	52	with	280	Standard	NBR	T7511	■
	G 3/4	38	72	52	with	280	Standard	FKM	T7511 V	■
	G 3/4	38	72	52	with	250	Stainless Steel	FKM	T7511 RV ²⁾	■
	G 3/4	38	72	52	with	250	Stainless Steel	FKM	T7511 RFV ¹⁾ ²⁾	■

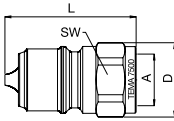
Plugs

TEMA Series T7500

	Connec- tion A	Hex SW	L mm	D mm	Valve	Working press. in bar	Version	Seal	Part Number	DS
 <p>Female Thread</p>	G 3/4	36	52	39	with	300	Standard	NBR	T7520	■
	G 3/4	36	52	39	with	300	Standard	FKM	T7520 V	■
	G 3/4	36	52	39	with	250	Stainless Steel	FKM	T7520 RV ²⁾	■
	G 3/4	36	47	39	without	300	Standard		T7520 UV	■
	G 3/4	36	47	39	without	250	Stainless Steel		T7520 RUV ²⁾	■

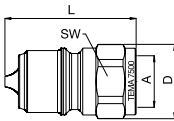
Plugs with Pressure Eliminator

TEMA Series T7500

	Connec- tion A	Hex SW	L mm	D mm	Valve	Working press. in bar	Version	Seal	Part Number	DS
 <p>Female Thread</p>	G 3/4	36	53	39	with	300	Standard	NBR	T7521	■
	G 3/4	36	53	39	with	300	Standard	FKM	T7521 V	■
	G 3/4	36	53	39	with	250	Stainless Steel	FKM	T7521 RV ²⁾	■
	G 3/4	36	53	39	with	250	Stainless Steel	FKM	T7521 RFV ¹⁾ ²⁾	■

Super Nipple

TEMA Series T7500

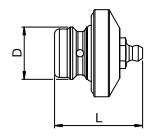
	Connec- tion A	Hex SW	L mm	D mm	Valve	Working press. in bar	Version	Seal	Part Number	DS
 <p>Female Thread</p>	G 3/4	36	52	39	with	300	Standard	NBR	T7520S	■
	G 3/4	36	52	39	with	300	Standard	Nitril	T7521S	■

¹⁾ Valve made of brass

²⁾ For pulsating pressure, the pressure must not exceed 50% of the given value

Lubrication Nipple **TEMA Series T7500**

Description	L	D	Part Number	DS
	mm	mm		
Coupling	44	33	TGR7	■□

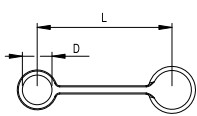


Seal-Kit for Coupling **TEMA Series T7500**

Description	Material	Part Number	DS
Coupling	NBR	T7500-PSN	■
Coupling	FKM	T7500-PSV	■□
Further sealing materials on request.			

Dust Protection **TEMA Series T7500**

Description	L	D	Material	Color	Part Number	DS
	mm	mm				
Coupling	195	76	PVC	Blue	T7516	■
Plug	195	63	PVC	Blue	T7526	■
Further colors on request.						



DS = Delivery Status: ■ in stock ■□ on short call □ medium term delivery

1) Valve made of brass
 2) For pulsating pressure, the pressure must not exceed 50% of the given value

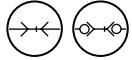


Technical Description

This coupling system can be used as straight-through and double shut-off. Also available in stainless steel.

Connected length in total:
108 mm

Available Valves



Material

Coupling

Coupling Body
Sleeve

Locking Ring

Valve
Springs
Locking Balls
Seals
Valve Holder

Plug

Plug Body

Valve
Springs
Seals
Valve Holder

Pressures (Coupling/Plug)

Bursting Pressure coupled
Working Pressure uncoupled

Advantages

Straight-through – minimum pressure drop. Double safety through a double O-ring seal. A safety closing ring prevents unintentional uncoupling. Corrosion resistant. Compact dimensions. Pressure eliminator is available for coupling and plug. With pressure eliminator, can be coupled up to operating pressure.

Standard

Brass, Nickel Plated, Chromated
Steel Hardened, Zinc Plated,
Yellow passivated, sealed
Brass, Zinc-iron coated, Black
passivated, sealed
Brass
AISI 301
AISI 420 C
NBR/FKM
Brass

Brass Version

Brass
Brass
AISI 301
NBR/FKM
Brass

Working Pressure

See chart.

Working Temperature*

-30°C up to +100°C (NBR)
-25°C up to +200°C (FKM)
depending on the medium.

*At a temperature below -40°C and above +200°C special seals are available on request.

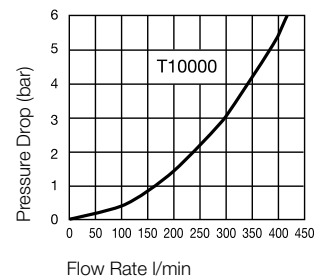
Stainless Steel

AISI 316
AISI 316
AISI 316
AISI 316
AISI 301
AISI 420 C
FKM
AISI 316



55% of actual size

Flow Capacity
Viscosity for 32cSt at 40°C
as per ISO 7241/2-2000

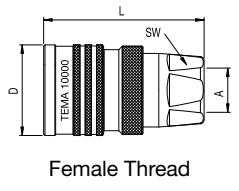


Couplings

TEMA Series T10000

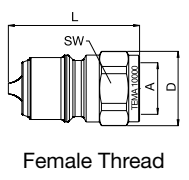
	Connec- tion A	Hex SW	L mm	D mm	Valve	Working press. in bar	Version	Seal	Part Number	DS
<p>Female Thread</p>	G 1	45	88	62	with	250	Standard	NBR	T10010	■
	G 1	45	88	62	with	250	Standard	FKM	T10010 V	■
	G 1	45	88	62	with	250	Stainless Steel	FKM	T10010 RV ²⁾	■
	G 1	45	88	62	without	250	Standard	NBR	T10010 UV	■
	G 1	45	88	62	without	250	Standard	FKM	T10010 VUV	■
	G 1	45	88	62	without	250	Stainless Steel	FKM	T10010 RVUV ²⁾	■

Couplings with Pressure Eliminator **TEMA Series T10000**



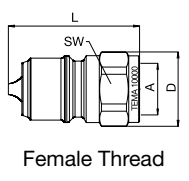
Connec- tion A	Hex SW	L mm	D mm	Valve	Working press. in bar	Version	Seal	Part Number	DS
G 1	45	88	62	with	250	Standard	NBR	T10011	■ □
G 1	45	88	62	with	250	Standard	FKM	T10011 V	■ □
G 1	45	88	62	with	250	Stainless Steel	FKM	T10011 RV ²⁾	■ □
G 1	45	88	62	with	250	Stainless Steel	FKM	T10011 RFV ^{1) 2)}	■ □

Plugs **TEMA Series T10000**



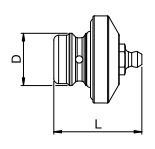
Connec- tion A	Hex SW	L mm	D mm	Valve	Working press. in bar	Version	Seal	Part Number	DS
G 1	46	60	49	with	280	Standard	NBR	T10020	■
G 1	46	60	49	with	280	Standard	FKM	T10020 V	■
G 1	46	60	49	with	250	Stainless Steel	FKM	T10020 RV ²⁾	■ □
G 1	46	53	49	without	280	Standard		T10020 UV	■ □
G 1	46	53	49	without	250	Stainless Steel		T10020 RUV ²⁾	■ □

Plugs with Pressure Eliminator **TEMA Series T10000**



Connec- tion A	Hex SW	L mm	D mm	Valve	Working press. in bar	Version	Seal	Part Number	DS
G 1	46	61	49	with	280	Standard	NBR	T10021	■ □
G 1	46	61	49	with	280	Standard	FKM	T10021 V	■ □
G 1	46	61	49	with	250	Stainless Steel	FKM	T10021 RV ²⁾	■ □
G 1	46	61	49	with	250	Stainless Steel	FKM	T10021 RFV ^{1) 2)}	■ □

Lubrication Nipple **TEMA Series T10000**



Description	L mm	D mm	Part Number	DS
Coupling	46	41	TGR10	■ □

DS = Delivery Status: ■ in stock □ on short call □ medium term delivery

Seal-Kit for Coupling

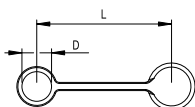
TEMA Series T10000

Description	Material	Part Number	DS
Coupling	NBR	T10000-PSN	■
Coupling	FKM	T10000-PSV	■
Further sealing materials on request.			

Dust Protection

TEMA Series T10000

Description	L mm	D mm	Material	Color	Part Number	DS
Coupling	230	90	PVC	Blue	T10016	■
Plug	230	76	PVC	Blue	T10026	■
Further colors on request.						



¹⁾ Valve made of brass

²⁾ For pulsating pressure, the pressure must not exceed 50% of the given value



Nominal Diameter

35 = 960 mm²

TEMA Series



T15000

40% of actual size



Technical Description

This coupling system can be used as straight-through and double shut-off. Also available in stainless steel and brass.

Advantages

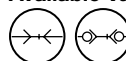
Straight-through – minimum pressure drop. Double safety through a double O-ring seal. A safety closing ring prevents unintentional uncoupling. Corrosion resistant. Compact dimensions. Pressure eliminator is available for coupling and plug. With pressure eliminator,

can be coupled up to operating pressure.

Please note: When ordering a coupling with a pressure eliminator, the corresponding plug must also be equipped with a pressure eliminator.

Connected length in total:
173 mm

Available Valves



Working Pressure

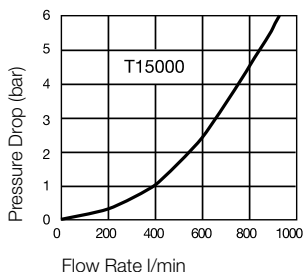
See chart.

Working Temperature*

-30°C up to +100°C (NBR)
-20°C up to +200°C (FKM)
depending on the medium.

*At a temperature below -40°C and above +200°C special seals are available on request.

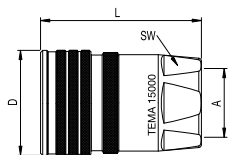
Flow Capacity
Viscosity for 32cSt at 40°C
as per ISO 7241/2-2000



Material	Standard	Stainless Steel	Brass Version
Coupling			
Coupling Body	Steel, Zinc Plated, Yellow passivated, sealed	AISI 316	Brass
Sleeve	Steel Hardened, Zinc Pl., Yellow passivated, sealed	AISI 316	Brass
Locking Ring	Brass, Zinc-iron coated, Black passivated, sealed	AISI 316	Brass
Valve	Brass	AISI 316	Brass
Springs	AISI 301	AISI 301	AISI 301
Locking Balls	AISI 420 C	AISI 420 C	AISI 420 C
Seals	NBR/FKM	FKM	NBR/FKM
Valve Holder	AISI 316	AISI 316	AISI 316
Plug			
Plug Body	Steel Hardened, Zinc Pl., Yellow passivated, sealed	AISI 316	Brass
Valve	Brass	AISI 316	Brass
Springs	AISI 301	AISI 301	AISI 301
Seals	NBR/FKM	FKM	NBR/FKM
Valve Holder	AISI 316	AISI 316	Brass
Pressures			
Bursting Press. coupled	> 800 bar	> 600 bar	> 200 bar
Working Press. uncoupled	180 bar	150 bar	50 bar

Couplings

TEMA Series T15000



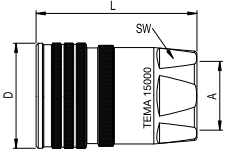
Female Thread

Connec- tion A	Hex SW	L mm	D mm	Valve	Working press. in bar	Version	Seal	Part Number	DS
G 1 1/2	60	112	73	with	200	Standard	NBR	T15010	■□
G 1 1/2	60	112	73	with	200	Standard	FKM	T15010 V	■□
G 1 1/2	60	112	73	with	50	Brass	NBR	T15010 M	■□
G 1 1/2	60	112	73	with	50	Brass	FKM	T15010 MV	■□
G 1 1/2	60	112	73	with	150	Stainless Steel	FKM	T15010 RV ²⁾	■□
G 1 1/2	60	112	73	without	200	Standard	NBR	T15010 UV	■□
G 1 1/2	60	112	73	without	200	Standard	FKM	T15010 VUV	■□
G 1 1/2	60	112	73	without	50	Brass	NBR	T15010 MUV	■□
G 1 1/2	60	112	73	without	50	Brass	FKM	T15010 MVUV	■□
G 1 1/2	60	112	73	without	150	Stainless Steel	FKM	T15010 RVUV ²⁾	■□

DS = Delivery Status: ■ in stock ■□ on short call □ medium term delivery

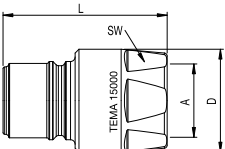
Couplings with Pressure Eliminator

TEMA Series T15000

	Connec- tion A	Hex SW	L mm	D mm	Valve	Working press. in bar	Version	Seal	Part Number	DS
 <p>Female Thread</p>	G 1 1/2	60	112	73	with	200	Standard	NBR	T15011	<input type="checkbox"/>
	G 1 1/2	60	112	73	with	200	Standard	FKM	T15011 V	<input type="checkbox"/>

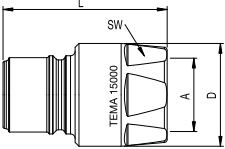
Plugs

TEMA Series T15000

	Connec- tion A	Hex SW	L mm	D mm	Valve	Working press. in bar	Version	Seal	Part Number	DS
 <p>Female Thread</p>	G 1 1/2	60	107	67	with	200	Standard	NBR	T15020	<input type="checkbox"/>
	G 1 1/2	60	107	67	with	200	Standard	FKM	T15020 V	<input type="checkbox"/>
	G 1 1/2	60	107	67	with	50	Brass	NBR	T15020 M	<input type="checkbox"/>
	G 1 1/2	60	107	67	with	50	Brass	FKM	T15020 MV	<input type="checkbox"/>
	G 1 1/2	60	107	67	with	150	Stainless Steel	FKM	T15020 RV ²⁾	<input type="checkbox"/>
	G 1 1/2	60	107	67	without	200	Standard		T15020 UV	<input type="checkbox"/>
	G 1 1/2	60	107	67	without	50	Brass		T15020 MUV	<input type="checkbox"/>
	G 1 1/2	60	107	67	without	150	Stainless Steel		T15020 RUV ²⁾	<input type="checkbox"/>

Plugs with Pressure Eliminator

TEMA Series T15000

	Connec- tion A	Hex SW	L mm	D mm	Valve	Working press. in bar	Version	Seal	Part Number	DS
 <p>Female Thread</p>	G 1 1/2	60	107	67	with	200	Standard	NBR	T15021	<input type="checkbox"/>
	G 1 1/2	60	107	67	with	200	Standard	FKM	T15021 V	<input type="checkbox"/>

²⁾ For pulsating pressure, the pressure must not exceed 50% of the given value

⚠ Please consider our security advices on the pages 12/13 ⚠

Seal-Kit for Coupling

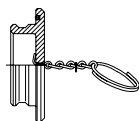
TEMA Series T15000

Description	Material	Part Number	DS
Coupling	NBR	T15000-PSN	<input checked="" type="checkbox"/>
Coupling	FKM	T15000-PSV	<input checked="" type="checkbox"/>
Further sealing materials on request.			

Dust Protection

TEMA Series T15000

Description	L	D	Material	Color	Part Number	DS
	mm	mm				
Coupling	310	56	POM	Black	T15015	<input checked="" type="checkbox"/>
Plug	300	56	POM	Black	T15025	<input checked="" type="checkbox"/>



DS = Delivery Status: in stock on short call medium term delivery

¹⁾ Valve made of brass

²⁾ For pulsating pressure, the pressure must not exceed 50% of the given value



Technical Description

This coupling system can be used as straight-through and double shut-off. Also available in stainless steel.

Connected length in total:
224 mm

Material

Coupling

Coupling Body

Sleeve

Locking Ring

Valve

Springs

Locking Balls

Seals

Valve Holder

Plug

Plug Body

Valve

Springs

Seals

Valve Holder

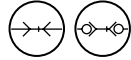
Pressures

Bursting Pressure coupled
Working Pressure uncoupled

Advantages

Straight-through – minimum pressure drop. Double safety through a double O-ring seal. A safety closing ring prevents unintentional uncoupling.

Available Valves



Standard

Steel, Zinc Plated, Yellow passivated, sealed
Steel Hardened, Zinc Plated, Yellow passivated, sealed
Brass, Zinc-iron coated, Black passivated, sealed
Brass
AISI 301
AISI 420 C
NBR/FKM
AISI 316

Steel Hardened, Zinc Plated, Yellow passivated, sealed
Brass
AISI 301
NBR/FKM
AISI 316

Working Pressure

See chart.

Working Temperature*

-30°C up to +100°C (NBR)
-25°C up to +200°C (FKM)
depending on the medium.

*At a temperature below -40°C and above +200°C special seals are available on request.

Stainless Steel

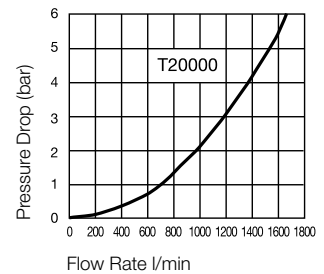
AISI 316
AISI 316
AISI 316
AISI 316
AISI 301
AISI 301
AISI 420 C
FKM
AISI 316

AISI 316
AISI 316
AISI 301
FKM
AISI 316



35% of actual size

Flow Capacity
Viscosity for 32cSt at 40°C
as per ISO 7241/2-2000

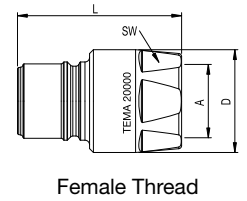


Couplings

TEMA Series T20000

	Connec- tion A	Hex SW	L mm	D mm	Valve	Working press. in bar	Version	Seal	Part Number	DS
<p>Female Thread</p>	G 2	75	144	90	with	180	Standard	NBR	T20010	■
	G 2	75	144	90	with	180	Standard	NBR	T20010 V	■
	G 2	75	144	90	with	120	Stainless Steel	NBR	T20010 RV ²⁾	■
	G 2	75	144	90	without	180	Standard	NBR	T20010 UV	■
	G 2	75	144	90	without	180	Standard	NBR	T20010 VUV	■
	G 2	75	144	90	without	120	Stainless Steel	NBR	T20010 RVUV ²⁾	■

Plugs **TEMA Series T20000**

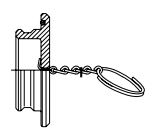


Conne- tion A	Hex SW	L mm	D mm	Valve	Working press. in bar	Version	Seal	Part Number	DS
G 2	75	142	85	with	180	Standard	NBR	T20020	■□
G 2	75	142	85	with	180	Standard	FKM	T20020 V	■□
G 2	75	142	85	with	120	Stainless Steel	FKM	T20020 RV ²⁾	■□
G 2	75	142	85	without	180	Standard		T20020 UV	■□
G 2	75	142	85	without	120	Stainless Steel		T20020 RUV ²⁾	■□

Seal-Kit for Coupling **TEMA Series T20000**

Description	Material	Part Number	DS
Coupling	NBR	T20000-PSN	■□
Coupling	FKM	T20000-PSV	■□
Further sealing materials on request.			

Dust Protection **TEMA Series T20000**




Description	L mm	D mm	Material	Color	Part Number	DS
Coupling	380	63	EBA	Black	T20015	■□
Plug	380	63	EBA	Black	T20025	■□

DS = Delivery Status: ■ in stock □ on short call □ medium term delivery

²⁾ For pulsating pressure, the pressure must not exceed 50 % of the given value



Always reliable, even when the pressure rises.



Our hydraulic coupling systems in the TFF series can be coupled reliably even under residual or dynamic pressure thanks to the use of the pressure eliminator. The FlatFace design of the coupling also makes it easier to clean the coupling and thereby to prevent the entry of dirt into the system.






Nominal Diameter

TEMA Series

13/20/25

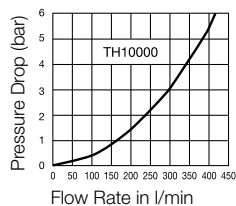
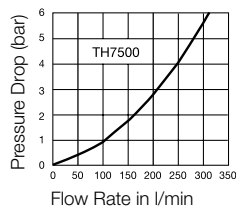
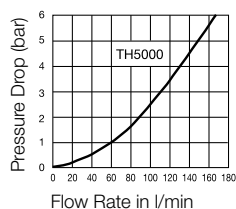


TH5000/7500/10000

80% of actual size



Flow Capacity Viscosity for 32cSt as 40°C as per ISO 7241/2-2000



Technical Description

The TH series is a further development of the standard hydraulic coupling, with some new materials to stand up to heavy conditions. The body of the coupling is made of steel so that the coupling functions reliably even when subject to substantial lateral forces and high impulses.

Connected length in total:

TH5000 = 82 mm
TH7500 = 91 mm
TH10000 = 108 mm

Material

Coupling

Coupling Body
Sleeve
Locking Ring
Valve
Springs
Locking Balls
Seals
Valve Holder

Plug

Plug Body
Valve
Springs
Seals
Valve Holder

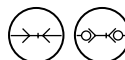
Pressure (Coupling/Plug)

TH5000
TH7500
TH10000

Advantages

High flow rate – minimum pressure drop. Twice as safe through double sealing. Safety closing ring prevents unintentional uncoupling. Maximum protection against corrosion. Small dimensions. Pressure eliminator for coupling and plug available. Possible to connect up to working pressure.

Available Valves



Standard

Steel, Zinc Plated, Yellow passivated, sealed
Steel, Hardened, Zinc Plated, Yellow passivated, sealed
Brass, Zinc-iron coated, Black passivated, sealed
Brass
AISI 301
AISI 420 C
NBR/FKM
Brass, Hard-drawn

Steel, Hardened, Zinc Plated, Yellow passivated, sealed
Brass
AISI 301
NBR/FKM
Brass, Hard-drawn

Bursting Pressure coupled

> 1200 bar/1200 bar
> 1200 bar/1200 bar
> 1120 bar/1120 bar

Working Pressure

See chart.

Working Temperature

-30°C up to +100°C (NBR)
-25°C up to +200°C (FKM)
depending on the medium.

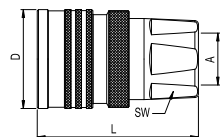
*At a temperature below -25°C and above +200°C special seals are available on request.

Components

Lubrication Nipple
Dust Protection
Seal-Kits
(see corresponding pages T-Series)

Couplings

TEMA Series TH5000/7500/10000



Female Thread

Dimension/Connection A	Hex SW	L mm	D mm	Valve	Working press. in bar	Version	Seal	Part Number	DS
G 1/2	30	65	40	with	320	Standard	NBR	TH5010	■
G 1/2	30	65	40	with	320	Standard	FKM	TH5010 V	■□
G 3/4	38	73	52	with	300	Standard	NBR	TH7510	■□
G 3/4	38	73	52	with	300	Standard	FKM	TH7510 V	■□
G 1	45	88	62	with	280	Standard	NBR	TH10010	■□
G 1	45	88	62	with	280	Standard	FKM	TH10010 V	■□

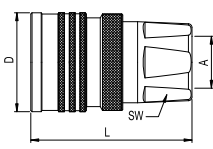
DS = Delivery Status: ■ in stock

■□ on short call

□□ medium term delivery

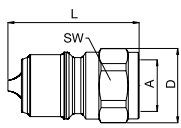
Couplings with Pressure Eliminator

TEMA Series TH5000/7500/10000

	Dimension/ Connection A	Hex SW	L mm	D mm	Valve	Working press. in bar	Version	Seal	Part Number	DS	
 <p>Female Thread</p>	G 1/2	30	65	40	with	320	Pressure Elimin.	NBR	TH5011	■	
	G 1/2	30	65	40	with	320	Pressure Elimin.	FKM	TH5011 V	□	
	G 3/4	38	73	52	with	300	Pressure Elimin.	NBR	TH7511	■	
	G 3/4	38	73	52	with	300	Pressure Elimin.	FKM	TH7511 V	□	
	G 1	45	88	62	with	280	Pressure Elimin.	NBR	TH10011	■	
	G 1	45	88	62	with	280	Pressure Elimin.	FKM	TH10011 V	□	

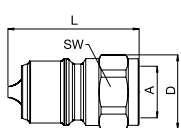
Plugs

TEMA Series TH5000/7500/10000

	Dimension/ Connection A	Hex SW	L mm	D mm	Valve	Working press. in bar	Version	Seal	Part Number	DS	
 <p>Female Thread</p>	G 1/2	27	46	30	with	320	Standard	NBR	T5020	■	
	G 1/2	27	46	30	with	320	Standard	FKM	T5020 V	■	
	G 3/4	36	52	39	with	300	Standard	NBR	T7520	■	
	G 3/4	36	52	39	with	300	Standard	FKM	T7520 V	■	
	G 3/4	36	52	39	with	300	Standard	NBR	T7520 S ¹⁾	■	
	G 3/4	36	52	39	with	300	Standard	FKM	T7520 SV ¹⁾	■	
	G 1	46	60	49	with	280	Standard	NBR	T10020	■	
	G 1	46	60	49	with	280	Standard	FKM	T10020 V	■	

Plugs with Pressure Eliminator

TEMA Series TH5000/7500/10000


	Dimension/ Connection A	Hex SW	L mm	D mm	Valve	Working press. in bar	Version	Seal	Part Number	DS	
 <p>Female Thread</p>	G 1/2	27	47	30	with	320	Pressure Elimin.	NBR	T5021	■	
	G 1/2	27	47	30	with	320	Pressure Elimin.	FKM	T5021 V	■	
	G 3/4	36	53	39	with	300	Pressure Elimin.	NBR	T7521	■	
	G 3/4	36	53	39	with	300	Pressure Elimin.	FKM	T7521 V	■	
	G 3/4	36	53	39	with	300	Pressure Elimin.	NBR	T7521 S ¹⁾	■	
	G 3/4	36	53	39	with	300	Pressure Elimin.	FKM	T7521 SV ¹⁾	■	
	G 1	46	61	49	with	280	Pressure Elimin.	FKM	T10021	■	
	G 1	46	61	49	with	280	Pressure Elimin.	FKM	T10021 V	■	

¹⁾ TEMA super nipple, special heavy-duty material for highest requirements.



Nominal Diameter

6 = 45 mm²



TEMA Series

TFF2500

75% of actual size



Technical Description

The coupling system of the TFF series has double shut-off, dry break and single-handed operation. During uncoupling there is no oil loss, and during coupling there is no inclusion of air into the system.

Connected length in total:
 TFF2510 + TFF2520 = 122 mm
 TFF2510 + TFF2521 = 147 mm

Advantages

Dry break quick connect coupling. With minimum pressure drop. Single-handed operation. No oil loss during uncoupling. A safety closing ring prevents unintentional disconnection. Twice as safe through double sealing. Also available with pressure eliminator, i.e. connection is possible under static/residual pressure up to working pressure.

Working Pressure

See chart.

Working Temperature*

-30°C up to +100°C (NBR)
 -25°C up to +200°C (FKM)
 depending on the medium.

*At a temperature below -25°C and above +200°C special seals are available on request.

Available Valves



Material

Coupling

- Coupling Body
- Sleeve
- Locking Ring
- Valve
- Springs
- Locking Balls
- Seals
- Valve Holder
- Thread Body

Standard

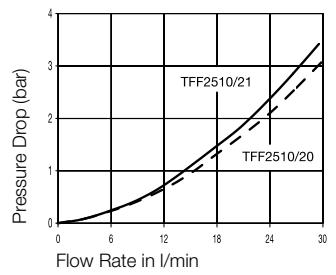
- Steel, nitrocarburizing
- Steel Hardened, Zinc Plated, Yellow passivated, sealed
- Brass, Zinc-iron coated, Black passivated, sealed
- Steel, Zinc Plated, Yellow passivated, sealed
- AISI 301
- AISI 420 C
- NBR/PUR
- Steel, Yellow Zinc Plated, sealed
- Steel, Zinc Plated, Yellow passivated, sealed

Plug

- Plug Body
- Valve
- Springs
- Seals
- Valve Holder
- Thread Body

- Steel Hardened, Zinc Plated, Yellow passivated, sealed
- Steel, nitrocarburizing
- AISI 301
- NBR/PUR
- Brass, Hard-drawn
- Steel, Zinc Plated, Yellow passivated, sealed

Flow Capacity Viscosity for 32cSt as 40°C as per ISO 7241/2-2000



Pressure (Coupling/Plug)

TFF2500

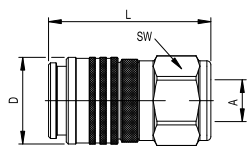
Bursting Pressure coupled

> 3200 bar

Working Pressure uncoupled

TFF2510/TFF2521	600 bar
TFF2520	800 bar

Couplings **TEMA Series TFF2500**



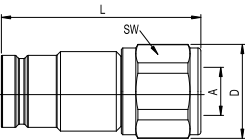
Female Thread

Dimension	Connection A	Hex SW	L mm	D mm	D1 mm	Working press. in bar	Version	Seal	Part Number	DS
1/4"	G 1/4	27	65	30		800	Standard	NBR/PUR	TFF2510	■

DS = Delivery Status: ■ in stock □ on short call □ medium term delivery

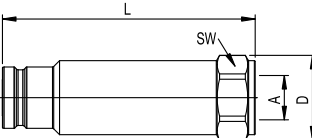
Plugs

TEMA Series TFF2500

	Dimension	Connection A	Hex SW	L mm	D mm	D1 mm	Working press. in bar	Version	Seal	Part Number	DS
 <p>Female Thread</p>	1/4"	G 1/4	25	74	28		800	Standard	NBR/PUR	TFF2520	■

Plugs with Pressure Eliminator

TEMA Series TFF2500

	Dimension	Connection A	Hex SW	L mm	D mm	D1 mm	Working press. in bar	Version	Seal	Part Number	DS
 <p>Female Thread</p>	1/4"	G 1/4	25	99,2	28		800	Press. Elimin.	NBR/PUR	TFF2521	■□

Seal-Kit for Plugs

TEMA Series TFF2500

Dimension	Description	Material	Part Number	DS
1/4"	Plug	NBR	TFF2500-PSNPU	■

Further sealing materials on request.

Dust Protection

TEMA Series TFF2500

Dimension	Description	L mm	D mm	Material	Color*	Part Number	DS
1/4"	Coupling	190	24	PVC	Blue	TFF2516	■□
1/4"	Plug	190	24	PVC	Blue	TFF2526	■□

*) Further colors on request.




Nominal Diameter

10 = 67 mm²

TEMA Series

TFF3800



60% of actual size



Technical Description

The coupling system of the TFF series has double shut-off, dry break and single-handed operation. During uncoupling there is no oil loss, and during coupling there is no inclusion of air into the system.

Connected length in total:
 TFF3810 + TFF3820 = 125 mm
 TFF3810 + TFF3821 = 154 mm

Advantages

Dry break quick connect coupling. With minimum pressure drop. Single-handed operation. No oil loss during uncoupling. A safety closing ring prevents unintentional disconnection. Twice as safe through double sealing. Also available with pressure eliminator, i.e. connection is possible under static/residual pressure up to working pressure.

Working Pressure

See chart.

Working Temperature*

-30°C up to +100°C (NBR)
 -25°C up to +200°C (FKM)
 depending on the medium.

*At a temperature below -25°C and above +200°C special seals are available on request.

Available Valves



Material

Coupling

- Coupling Body
- Sleeve
- Locking Ring
- Valve
- Springs
- Locking Balls
- Seals
- Valve Holder
- Thread Body

Standard

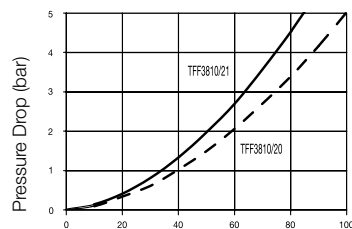
- Steel, nitrocarburizing
- Steel Hardened, Zinc Plated, Yellow passivated, sealed
- Brass, Zinc-iron coated, Black passivated, sealed
- Steel, Zinc Plated, Yellow passivated, sealed
- AISI 301
- AISI 420 C
- NBR/PUR
- Steel, Yellow Zinc Plated, sealed
- Steel, Zinc Plated, Yellow passivated, sealed

Plug

- Plug Body
- Valve
- Springs
- Seals
- Valve Holder
- Thread Body

- Steel Hardened, Zinc Plated, Yellow passivated, sealed
- Steel, nitrocarburizing
- AISI 301
- NBR/PUR
- Brass, Hard-drawn
- Steel, Zinc Plated, Yellow passivated, sealed

Flow Capacity Viscosity for 32cSt as 40°C as per ISO 7241/2-2000



Pressure (Coupling/Plug)

TFF3800

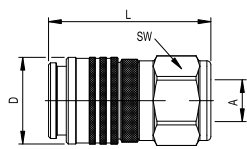
Bursting Pressure coupled

> 2000 bar

Working Pressure uncoupled

500 bar

Couplings TEMA Series TFF3800



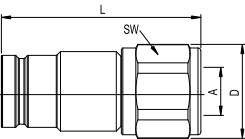
Female Thread

Dimension	Connection A	Hex SW	L mm	D mm	D1 mm	Working press. in bar	Version	Seal	Part Number	DS
3/8"	G 3/8	36	76,5	40		500	Standard	NBR/PUR	TFF3810	■

DS = Delivery Status: ■ in stock □ on short call ▣ medium term delivery

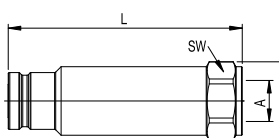
Plugs

TEMA Series TFF3800

	Dimension	Connection A	Hex SW	L mm	D mm	D1 mm	Working press. in bar	Version	Seal	Part Number	DS
 <p>Female Thread</p>	3/8"	G 3/8	32	69	35		500	Standard	NBR/PUR	TFF3820	■

Plugs with Pressure Eliminator

TEMA Series TFF3800

	Dimension	Connection A	Hex SW	L mm	D mm	D1 mm	Working press. in bar	Version	Seal	Part Number	DS
 <p>Female Thread</p>	3/8"	G 3/8	32	98	35		500	Press. Elimin.	NBR/PUR	TFF3821	■□

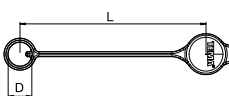
Seal-Kit for Plugs

TEMA Series TFF3800

	Dimension	Description	Material	Part Number	DS
	3/8"	Plug	NBR	TFF3800-PSNPU	■
Further sealing materials on request.					

Dust Protection

TEMA Series TFF3800


	Dimension	Description	L mm	D mm	Material	Color*	Part Number	DS
	3/8"	Coupling	190	28	PVC	Blue	TFF3816	■□
	3/8"	Plug	190	28	PVC	Blue	TFF3826	■□

*) Further colors on request.



Nominal Diameter

13 = 133 mm²



TEMA Series

TFF5000



60% of actual size

Technical Description

The coupling system of the TFF series has double shut-off, dry break and single-handed operation. During uncoupling there is no oil loss, and during coupling there is no inclusion of air into the system.

Connected length in total:
 TFF5010 + TFF5020 = 144 mm
 TFF5010 + TFF5021 = 179 mm

Advantages

Dry break quick connect coupling. With minimum pressure drop. Single-handed operation. No oil loss during uncoupling. A safety closing ring prevents unintentional disconnection. Twice as safe through double sealing. Also available with pressure eliminator, i.e. connection is possible under static/residual pressure up to working pressure.

Working Pressure
See chart.

Working Temperature*
 -30°C up to +100°C (NBR)
 -25°C up to +200°C (FKM)
 depending on the medium.

*At a temperature below -25°C and above +200°C special seals are available on request.

Available Valves



Material

Coupling

- Coupling Body
- Sleeve
- Locking Ring
- Valve
- Springs
- Locking Balls
- Seals
- Valve Holder
- Thread Body

Standard

- Steel, nitrocarburizing
- Steel Hardened, Zinc Plated, Yellow passivated, sealed
- Brass, Zinc-iron coated, Black passivated, sealed
- Steel, Zinc Plated, Yellow passivated, sealed
- AISI 301
- AISI 420 C
- NBR/PUR
- Steel, Yellow Zinc Plated, sealed
- Steel, Zinc Plated, Yellow passivated, sealed

Plug

- Plug Body
- Valve
- Springs
- Seals
- Valve Holder
- Thread Body

- Steel Hardened, Zinc Plated, Yellow passivated, sealed
- Steel, nitrocarburizing
- AISI 301
- NBR/PUR
- Brass, Hard-drawn
- Steel, Zinc Plated, Yellow passivated, sealed

Pressure Eliminator Version (Plug)

- 2. Valve
- 2. Valve Holder (up to 100°C)
- 2. Valve Holder (over 100°C)
- Brass
- Zinc Casting (NBR)
- Brass, Hard-Drawn (FKM)

Pressure (Coupling/Plug)

TFF5000

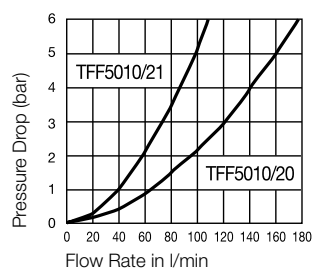
Bursting Pressure coupled

> 1500 bar/1500 bar

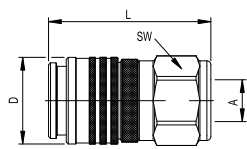
Working Pressure uncoupled

350 bar/350 bar

Flow Capacity Viscosity for 32cSt as 40°C as per ISO 7241/2-2000



Couplings TEMA Series TFF5000



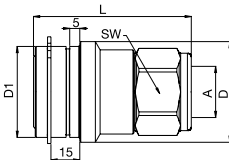
Female Thread

Dimension	Connection A	Hex SW	L mm	D mm	D1 mm	Working press. in bar	Version	Seal	Part Number	DS
1/2"	G 1/2	40	82	44		400	Standard	NBR/PUR	TFF5010	■
1/2"	G 1/2	40	82	44		400	Standard	FKM	TFF5010 V	■□
1/2"	G 3/4	40	82	44		400	Standard	NBR/PUR	TFF5010-75	■□
1/2"	G 3/4	40	82	44		400	Standard	FKM	TFF5010-75 V	■□

DS = Delivery Status: ■ in stock ■□ on short call □ medium term delivery

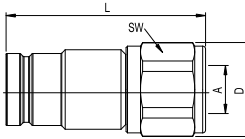
Couplings for Multiplate

TEMA Series TFF5000

	Dimension	Connection A	Hex SW	L mm	D mm	D1 mm	Working press. in bar	Version	Seal	Part Number	DS
 <p>Female Thread</p>	1/2"	G 1/2 IG	40	82	52	47	400	Standard	NBR/PUR	TFF5010 E	<input type="checkbox"/>
	1/2"	G 1/2 IG	40	82	52	47	400	Standard	FKM	TFF5010 EV	<input type="checkbox"/>
	1/2"	G 3/4 IG	40	82	52	47	400	Standard	NBR/PUR	TFF5010-75 E	<input type="checkbox"/>
	1/2"	G 3/4 IG	40	82	52	47	400	Standard	FKM	TFF5010-75 EV	<input type="checkbox"/>

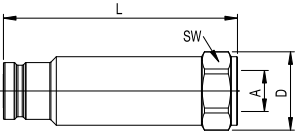
Plugs

TEMA Series TFF5000

	Dimension	Connection A	Hex SW	L mm	D mm	D1 mm	Working press. in bar	Version	Seal	Part Number	DS
 <p>Female Thread</p>	1/2"	G 1/2 IG	36	84	35		400	Standard	NBR/PUR	TFF5020	<input type="checkbox"/>
	1/2"	G 1/2 IG	36	84	35		400	Standard	FKM	TFF5020 V	<input type="checkbox"/>
	1/2"	G 3/4 IG	36	90	40		400	Standard	NBR/PUR	TFF5020-75	<input type="checkbox"/>
	1/2"	G 3/4 IG	36	90	40		400	Standard	FKM	TFF5020-75 V	<input type="checkbox"/>

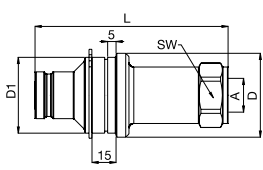
Plugs with Pressure Eliminator

TEMA Series TFF5000

	Dimension	Connection A	Hex SW	L mm	D mm	D1 mm	Working press. in bar	Version	Seal	Part Number	DS
 <p>Female Thread</p>	1/2"	G 1/2 IG	36	120	40		400	Press. Elimin.	NBR/PUR	TFF5021	<input type="checkbox"/>
	1/2"	G 1/2 IG	36	120	40		400	Press. Elimin.	FKM	TFF5021 V	<input type="checkbox"/>
	1/2"	G 3/4 IG	36	120	40		400	Press. Elimin.	NBR/PUR	TFF5021-75	<input type="checkbox"/>
	1/2"	G 3/4 IG	36	120	40		400	Press. Elimin.	FKM	TFF5021-75 V	<input type="checkbox"/>

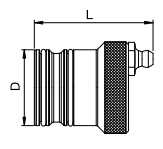
Plugs with Pressure Eliminator for Multiplate

TEMA Series TFF5000

	Dimension	Connection A	Hex SW	L mm	D mm	D1 mm	Working press. in bar	Version	Seal	Part Number	DS
	1/2"	G 1/2 IG	36	120	52	47	400	Press. Elimin.	NBR/PUR	TFF5021 E	<input type="checkbox"/>
	1/2"	G 1/2 IG	36	120	52	47	400	Press. Elimin.	FKM	TFF5021 EV	<input type="checkbox"/>
	1/2"	G 3/4 IG	36	120	52	47	400	Press. Elimin.	NBR/PUR	TFF5021-75 E	<input type="checkbox"/>
	1/2"	G 3/4 IG	36	120	52	47	400	Press. Elimin.	FKM	TFF5021-75 EV	<input type="checkbox"/>

Lubrication Nipple **TEMA Series TFF5000**

Dimension	Description	L	D	Part Number	DS
		mm	mm		
1/2"	Coupling	48	29	TGRF5	■



Seal-Kit for Plug **TEMA Series TFF5000**

Dimension	Description	Material	Part Number	DS
1/2"	Plug	NBR	TFF5000-PSN	■□
1/2"	Plug	FKM	TFF5000-PSV	■□
1/2"	Plug	PUR	TFF5000-PSPU	■
	Further sealing materials on request.			


Dust Protection **TEMA Series TFF5000**

Dimension	Description	L	D	Material	Color*	Part Number	DS
		mm	mm				
1/2"	Coupling	220	28	PVC	Blue	TFF5016	■□
1/2"	Plug	220	28	PVC	Blue	TFF5026	■□



*) Further colors on request.

DS = Delivery Status: ■ in stock ■□ on short call □ medium term delivery



Technical Description

The coupling system of the TFF series has double shut-off, dry break and single-handed operation. During uncoupling there is no oil loss, and during coupling there is no inclusion of air into the system.

Connected length in total:
TFF7510 + TFF7520 = 169 mm
TFF7510 + TFF7521 = 215 mm

Material

Coupling

- Coupling Body
- Sleeve
- Locking Ring
- Valve
- Springs
- Locking Balls
- Seals
- Valve Holder
- Thread Body

Plug

- Plug Body
- Valve
- Springs
- Seals
- Valve Holder
- Thread Body

Advantages

Dry break quick connect coupling. With minimum pressure drop. Single-handed operation. No oil loss during uncoupling. A safety closing ring prevents unintentional disconnection. Twice as safe through double sealing. Also available with pressure eliminator, i.e. connection is possible under static/residual pressure up to working pressure.

Available Valves



Standard

- Steel, nitrocarburizing
- Steel Hardened, Zinc Plated, Yellow passivated, sealed
- Brass, Zinc-iron coated, Black passivated, sealed
- Steel, Zinc Plated, Yellow passivated, sealed
- AISI 301
- AISI 420 C
- NBR/PUR
- Steel, Yellow Zinc Plated, sealed
- Steel, Zinc Plated, Yellow passivated, sealed

- Steel Hardened, Zinc Plated, Yellow passivated, sealed
- Steel, nitrocarburizing
- AISI 301
- NBR/PUR
- Brass, Hard-drawn
- Steel, Zinc Plated, Yellow passivated, sealed

Pressure (Coupling/Plug)
TFF7500

Bursting Pressure coupled
> 1500 bar/1500 bar

Working Pressure uncoupled
350 bar/350 bar

Working Pressure

See chart.

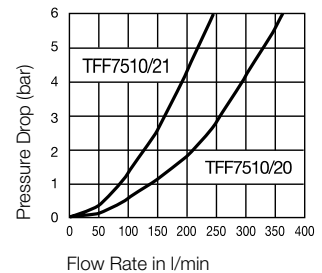
Working Temperature*

-30°C up to +100°C (NBR)
-25°C up to +200°C (FKM)
depending on the medium.

*At a temperature below -25°C and above +200°C special seals are available on request.

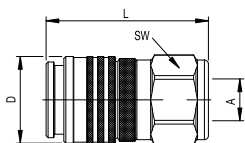


Flow Capacity Viscosity for 32cSt as 40°C as per ISO 7241/2-2000



Couplings

TEMA Serie TFF7500

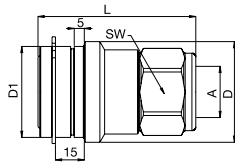


Female Thread

Dimension	Connection A	Hex SW	L mm	D mm	D1 mm	Working press. in bar	Version	Seal	Part Number	DS
3/4"	G 3/4	50	98	55		400	Standard	NBR/PUR	TFF7510	■
3/4"	G 3/4	50	98	55		400	Standard	FKM	TFF7510 V	■□
3/4"	G 1	50	106	55		400	Standard	NBR/PUR	TFF7510-100	■
3/4"	G 1	50	106	55		400	Standard	FKM	TFF7510-100 V	■□

Couplings for Multiplate

TEMA Series TFF7500

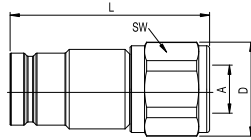


Female Thread

Dimension	Connection A	Hex SW	L mm	D mm	D1 mm	Working press. in bar	Version	Seal	Part Number	DS
3/4"	G 3/4	50	98	66	60	400	Standard	NBR/PUR	TFF7510 E	■
3/4"	G 3/4	50	98	66	60	400	Standard	FKM	TFF7510 EV	■
3/4"	G 1	50	106	66	60	400	Standard	NBR/PUR	TFF7510-100 E	■
3/4"	G 1	50	106	66	60	400	Standard	FKM	TFF7510-100 EV	■

Plugs

TEMA Series TFF7500

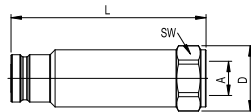


Female Thread

Dimension	Connection A	Hex SW	L mm	D mm	D1 mm	Working press. in bar	Version	Seal	Part Number	DS
3/4"	G 3/4	41	101	45		400	Standard	NBR/PUR	TFF7520	■
3/4"	G 3/4	41	101	45		400	Standard	FKM	TFF7520 V	■
3/4"	G 1	50	112	55		400	Standard	NBR/PUR	TFF7520-100	■
3/4"	G 1	50	112	55		400	Standard	FKM	TFF7520-100 V	■

Plugs with Pressure Eliminator

TEMA Series TFF7500

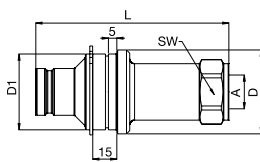


Female Thread

Dimension	Connection A	Hex SW	L mm	D mm	D1 mm	Working press. in bar	Version	Seal	Part Number	DS
3/4"	G 3/4	50	146	56		400	Press. Elimin.	NBR/PUR	TFF7521	■
3/4"	G 3/4	50	146	56		400	Press. Elimin.	FKM	TFF7521 V	■
3/4"	G 1/2	50	148	56		400	Press. Elimin.	NBR/PUR	TFF7521-100	■
3/4"	G 1/2	50	148	56		400	Press. Elimin.	FKM	TFF7521-100 V	■

Plugs with Pressure Eliminator for Multiplate

TEMA Series TFF7500



Female Thread

Dimension	Connection A	Hex SW	L mm	D mm	D1 mm	Working press. in bar	Version	Seal	Part Number	DS
3/4"	G 3/4	50	146	66	60	400	Press. Elimin.	NBR/PUR	TFF7521 E	■
3/4"	G 3/4	50	146	66	60	400	Press. Elimin.	FKM	TFF7521 EV	■
3/4"	G 1	50	148	66	60	400	Press. Elimin.	NBR/PUR	TFF7521-100 E	■
3/4"	G 1	50	148	66	60	400	Press. Elimin.	FKM	TFF7521-100 EV	■

DS = Delivery Status: ■ in stock

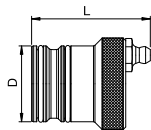
□ on short call

□ medium term delivery

Lubrication Nipple

TEMA Series TFF7500

Dimension	Description	L	D	Part Number	DS
		mm	mm		
3/4"	Coupling	52	38	TGRF7	■



Seal-Kit for Plugs

TEMA Series TFF7500

Dimension	Description	Material	Part Number	DS
3/4"	Plug	NBR	TFF7500-PSN	■
3/4"	Plug	FKM	TFF7500-PSV	■
3/4"	Plug	PUR	TFF7500-PSPU	■
Further sealing materials on request.				

Dust Protection

TEMA Series TFF7500

Dimension	Description	L	D	Material	Color*	Part Number	DS
		mm	mm				
3/4"	Coupling	250	42	PVC	Blue	TFF7516	■
3/4"	Plug	250	42	PVC	Blue	TFF7526	■




*) Further colors on request.



Nominal Diameter

25.5 = 510 mm²



TEMA Series

TFF10000



40% of actual size

Technical Description

The coupling system of the TFF series has double shut-off, dry break and single-handed operation. During uncoupling there is no oil loss, and during coupling there is no inclusion of air into the system.

Connected length in total:
 TFF10010 + TFF10020 = 230 mm
 TFF10010 + TFF10021 = 269 mm

Advantages

Dry break quick connect coupling. With minimum pressure drop. Single-handed operation. No oil loss during uncoupling. A safety closing ring prevents unintentional disconnection. Also available with pressure eliminator, i.e. connection is possible under static/residual pressure up to working pressure.

Working Pressure

See chart.

Working Temperature*

-30°C up to +100°C (NBR)
 -25°C up to +200°C (FKM)
 depending on the medium.

*At a temperature below -25°C and above +200°C special seals are available on request.

Available Valves



Material

Coupling

- Coupling Body
- Sleeve
- Locking Ring
- Valve
- Springs
- Locking Balls
- Seals
- Valve Holder
- Thread Body

Standard

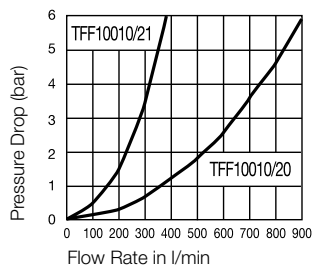
- Steel, nitrocarburizing
- Steel Hardened, Zinc Plated, Yellow passivated, sealed
- Brass, Zinc-iron coated, Black passivated, sealed
- Steel, Zinc Plated, Yellow passivated, sealed
- AISI 301
- AISI 420 C
- NBR/PUR
- Steel, Yellow Zinc Plated, sealed
- Steel, Zinc Plated, Yellow passivated, sealed

Plug

- Plug Body
- Valve
- Springs
- Seals
- Valve Holder
- Thread Body

- Steel Hardened, Zinc Plated, Yellow passivated, sealed
- Steel, nitrocarburizing
- AISI 301
- NBR/PUR
- Brass, Hard-drawn
- Steel, Zinc Plated, Yellow passivated, sealed

Flow Capacity Viscosity for 32cSt as 40°C as per ISO 7241/2-2000



Pressure (Coupling/Plug)

TFF10000

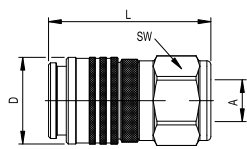
Bursting Pressure coupled

> 1100 bar

Working Pressure uncoupled

300 bar

Couplings **TEMA Series TFF10000**



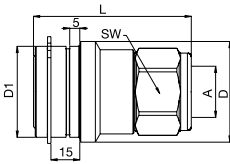
Female Thread

Dimension	Connection A	Hex SW	L mm	D mm	D1 mm	Working press. in bar	Version	Seal	Part Number	DS
1"	G 1	65	120	70		300	Standard	NBR/PUR	TFF10010	■ □
1"	G 1	65	120	70		300	Standard	FKM	TFF10010 V	■ □
1"	G 1 1/4	65	120	70		300	Standard	NBR/PUR	TFF10010-125	■ □
1"	G 1 1/4	65	120	70		300	Standard	FKM	TFF10010-125 V	■ □
1"	G 1 1/2	65	120	70		300	Standard	NBR/PUR	TFF10010-150	■ □
1"	G 1 1/2	65	120	70		300	Standard	FKM	TFF10010-150 V	■ □

DS = Delivery Status: ■ in stock □ on short call □ medium term delivery

Couplings for Multiplate

TEMA Series TFF10000

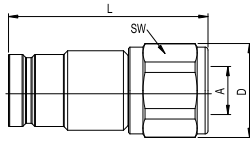


Female Thread

Dimension	Connection A	Hex SW	L mm	D mm	D1 mm	Working press. in bar	Version	Seal	Part Number	DS
1"	G 1	65	120	80	75	300	Standard	NBR/PUR	TFF10010 E	■
1"	G 1	65	120	80	75	300	Standard	FKM	TFF10010 EV	□
1"	G 1 1/4	65	120	80	75	300	Standard	NBR/PUR	TFF10010-125 E	■
1"	G 1 1/4	65	120	80	75	300	Standard	FKM	TFF10010-125 EV	□
1"	G 1 1/2	65	120	80	75	300	Standard	NBR/PUR	TFF10010-150 E	■
1"	G 1 1/2	65	120	80	75	300	Standard	FKM	TFF10010-150 EV	□

Plugs

TEMA Series TFF10000

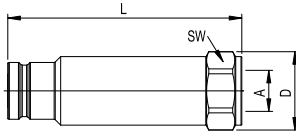


Female Thread

Dimension	Connection A	Hex SW	L mm	D mm	D1 mm	Working press. in bar	Version	Seal	Part Number	DS
1"	G 1	60	138	65		300	Standard	NBR/PUR	TFF10020	■
1"	G 1	60	138	65		300	Standard	FKM	TFF10020 V	□
1"	G 1 1/4	60	138	70		300	Standard	NBR/PUR	TFF10020-125	■
1"	G 1 1/4	60	138	70		300	Standard	FKM	TFF10020-125 V	□
1"	G 1 1/2	60	138	70		300	Standard	NBR/PUR	TFF10020-150	■
1"	G 1 1/2	60	138	70		300	Standard	FKM	TFF10020-150 V	□

Plugs with Pressure Eliminator

TEMA Series TFF10000

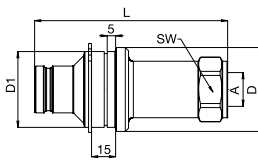


Female Thread

Dimension	Connection A	Hex SW	L mm	D mm	D1 mm	Working press. in bar	Version	Seal	Part Number	DS
1"	G 1	55	178	60		300	Press. Elimin.	NBR/PUR	TFF10021	■
1"	G 1	55	178	60		300	Press. Elimin.	FKM	TFF10021 V	□
1"	G 1 1/4	55	178	60		300	Press. Elimin.	NBR/PUR	TFF10021-125	■
1"	G 1 1/4	55	178	60		300	Press. Elimin.	FKM	TFF10021-125 V	□
1"	G 1 1/2	55	178	60		300	Press. Elimin.	NBR/PUR	TFF10021-150	■
1"	G 1 1/2	55	178	60		300	Press. Elimin.	FKM	TFF10021-150 V	□

Plugs with Pressure Eliminator for Multiplate

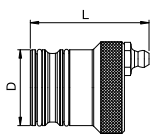
TEMA Series TFF10000



Female Thread

Dimension	Connection A	Hex SW	L mm	D mm	D1 mm	Working press. in bar	Version	Seal	Part Number	DS
1"	G 1	55	178	80	75	300	Press. Elimin.	NBR/PUR	TFF10021 E	■
1"	G 1	55	178	80	75	300	Press. Elimin.	FKM	TFF10021 EV	□
1"	G 1 1/4	55	178	80	75	300	Press. Elimin.	NBR/PUR	TFF10021-125 E	■
1"	G 1 1/4	55	178	80	75	300	Press. Elimin.	FKM	TFF10021-125 EV	□


Lubrication Nipple **TEMA Series TFF10000**

	Dimension	Description	L	D	Part Number	DS
			mm	mm		
	1"	Coupling	52	50	TGRF10	■ □

Seal-Kit for Plug **TEMA Series TFF10000**

	Dimension	Description	Material	Part Number	DS
	1"	Plug	NBR	TFF10000-PSN	■ □
	1"	Plug	FKM	TFF10000-PSV	■ □
	1"	Plug	PUR	TFF10000-PSPU	■ □
Further sealing materials on request.					

Dust Protection **TEMA Series TFF10000**

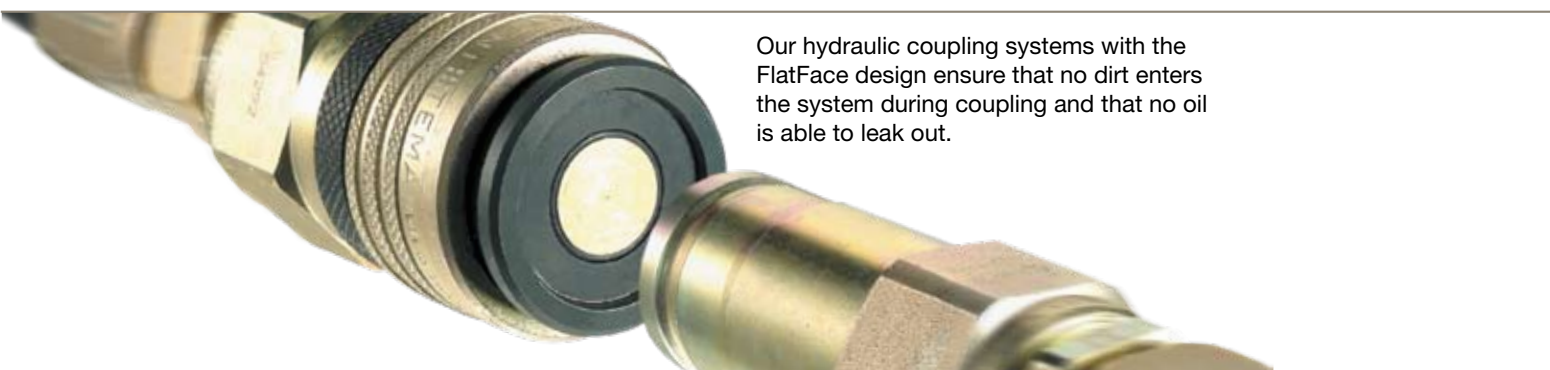
	Dimension	Description	L	D	Material	Color*	Part Number	DS
			mm	mm				
	1"	Coupling	290	51	PVC	Blue	TFF10016	■ □
	1"	Plug	290	51	PVC	Blue	TFF10026	■ □

*) Further colors on request.

DS = Delivery Status: ■ in stock ■ □ on short call □ medium term delivery



There is no such thing as bad weather – just wrong choices of couplings.



Our hydraulic coupling systems with the FlatFace design ensure that no dirt enters the system during coupling and that no oil is able to leak out.





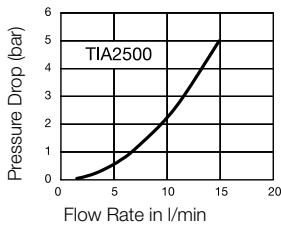
Nominal Diameter

6 = 30 mm²

TEMA Series

**TIA2500**

actual size


**Flow Capacity Viscosity
for 32cSt at 40°C
as per ISO 7241/2-2000**
**Technical Description**

The series TIA2500 has been manufactured according to the regulations and dimensions of the standard specification ISO 7241-1 A series.

Material**Coupling**

Coupling Body
Sleeve
Valve
Springs
Locking Balls
Seals
Valve Holder

Plug

Plug Body
Valve
Springs
Seals
Valve Holder

Pressure

Bursting Pressure coupled
Working Pressure uncoupled

Advantages

The TIA2500 series can be coupled with other products complying with the same standard. This quick connect coupling has a wide through-flow cross-section, yet it has a very small pressure drop.

Available Valves**Standard**

Steel, Zinc Plated, Yellow passivated
Steel, Zinc Plated, Yellow passivated
Steel, Zinc Plated, Yellow passivated
AISI 301
AISI 420 C
NBR
Stainless Steel

Steel, Zinc Plated, Yellow passivated
Steel, Zinc Plated, Yellow passivated
AISI 301
NBR
Stainless Steel

> 1590 bar
350 bar

Working Pressure

See chart.

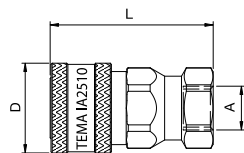
Working Temperature*

-30°C up to +100°C (NBR)
depending on the medium.

*At a temperature below -40°C and above +100°C special seals are available on request.

Couplings**TEMA Series TIA2500**

Dimension	Connection A	Hex SW	Hex1 SW1	L mm	L1 mm	D mm	D1 mm	D2 mm	Working pressure in bar	Part Number	DS
1/4"	G 1/4	22		49		27			350	TIA2510	■



Female Thread

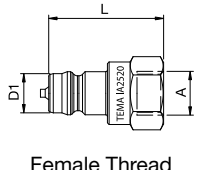
DS = Delivery Status: ■ in stock

□ on short call

▣ medium term delivery

Plugs

TEMA Series TIA2500



Dimension	Connection A	Hex SW	Hex1 SW1	L mm	L1 mm	D mm	D1 mm	D2 mm	Working pressure in bar	Part Number	DS
1/4"	G 1/4	19		34,5			11,8		350	TIA2520	■

Seal-Kit for Coupling

TEMA Series TIA2500

Description	Material	Part Number	DS
Coupling	NBR	TIA2500-PSN	■

Dust Protection

TEMA Series TIA2500

Description	L mm	D mm	Material	Color	Part Number	DS
Coupling			PVC	Blue	TIA2516 BL	■
Plug			PVC	Blue	TIA2526 BL	■




Nominal Diameter

10 = 78 mm²

TEMA Series



TIA3800



actual size

Technical Description

The series TIA 3800 has been manufactured according to the regulations and dimensions of the standard specification ISO 7241-1 A series.

Advantages

The TIA 3800 series can be coupled with other products complying with the same standard. This quick connect coupling has a wide through-flow cross-section, yet it has a very small pressure drop.

Working Pressure

See chart.

Working Temperature*

-30°C up to +100°C (NBR) depending on the medium.

*At a temperature below -40°C and above +100°C special seals are available on request.

Available Valves



Material

Coupling

- Coupling Body
- Sleeve
- Valve
- Springs
- Locking Balls
- Seals
- Valve Holder

Standard

- Steel, Zinc Plated, Yellow passivated
- Steel, Zinc Plated, Yellow passivated
- Steel, Zinc Plated, Yellow passivated
- AISI 301
- AISI 420 C
- NBR
- Stainless Steel

Plug

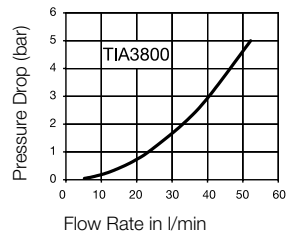
- Plug Body
- Valve
- Springs
- Seals
- Valve Holder

- Steel, Zinc Plated, Yellow passivated
- Steel, Zinc Plated, Yellow passivated
- AISI 301
- NBR
- Stainless Steel

Pressure

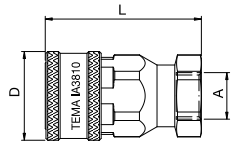
- Bursting Pressure coupled > 1170 bar
- Working Pressure uncoupled 315 bar

Flow Capacity Viscosity for 32cSt at 40°C as per ISO 7241/2-2000



Couplings TEMA Series TIA3800

Dimension	Connection A	Hex SW	Hex1 SW1	L mm	L1 mm	D mm	D1 mm	D2 mm	Working pressure in bar	Part Number	DS
3/8"	G 3/8	27		56		32			315	TIA3810	■



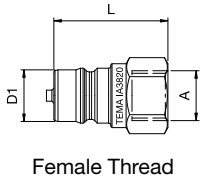
Female Thread

DS = Delivery Status: ■ in stock □ on short call ▣ medium term delivery

Plugs

TEMA Series TIA3800

Dimension	Connection A	Hex SW	Hex1 SW1	L mm	L1 mm	D mm	D1 mm	D2 mm	Working pressure in bar	Part Number	DS
3/8"	G 3/8	22		38			17,3		315	TIA3820	■



Seal-Kit for Coupling

TEMA Series TIA3800

Description	Material	Part Number	DS
Coupling	NBR	TIA3800-PSN	■

Dust Protection

TEMA Series TIA3800

Description	L mm	D mm	Material	Color	Part Number	DS
Coupling	240	25	PVC	Red	TIA3816 R	■
Plug	250	25	PVC	Red	TIA3826 R	■



Nominal Diameter

13 = 133 mm²

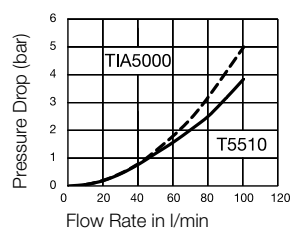


TEMA Series

TIA5000



Flow Capacity Viscosity for 32cSt at 40°C as per ISO 7241/2-2000



Technical Description

The TIA5000 series has been manufactured according to the regulations and dimensions of the standard specification ISO 7241-1 A series. With the pressure eliminator, it is possible to establish connections with residual pressure (up to 200 bar). The pressure eliminator is available for both – coupling and the plug.

Advantages

The TIA5000 series can be coupled with other makes complying with the same standard. This quick connect hydraulic coupling has a wide through-flow cross-section, yet it has a very small pressure drop. Push-pull versions serve to prevent tears in hydraulic hoses.

Working Pressure

See chart.

Working Temperature*

-30°C up to +100°C (NBR)
-25°C up to +200°C (FKM)
depending on the medium.

*At a temperature below -40°C and above +200°C special seals are available on request.

Available Valves



Material

Coupling

- Coupling Body
- Sleeve
- Valve
- Springs
- Locking Balls
- Seals
- Valve Holder (up to 100°C)
- Valve Holder (over 100°C)

Standard

- Steel, Zinc Pl., Yellow passivated
- Steel, Zinc Pl., Yellow passivated
- Steel, Zinc Pl., Yellow passivated
- AISI 301
- AISI 420 C
- NBR
- Stainless Steel

Brass-Version

- Brass
- Brass, Nickel Plated
- Brass, Hardened
- AISI 301
- AISI 420 C
- NBR/FKM
- Zinc Casting
- Brass

Plug

Plug Body

- Valve
- Springs
- Seals
- Valve Holder (up to 100°C)
- Valve Holder (over 100°C)

Steel, Zinc Pl., Yellow passivated

- Steel
- AISI 301
- NBR
- Stainless Steel

Steel Version

- Steel Hardened, Zinc Plated, Yellow passivated
- Brass
- AISI 301
- NBR/FKM
- Zinc Casting
- Brass

Pressure

Bursting Pressure coupled
Working Pressure uncoupled

> 1000 bar
250 bar

> 1000 bar
250 bar

Couplings Standard TEMA Series TIA5000

	Dimen- sion	Connection A	Hex SW	Hex1 SW1	L mm	L1 mm	D mm	D1 mm	D2 mm	Working press. in bar	Version	Part Number	DS
<p>Female Thread</p>	1/2"	G 1/2	32		71		38			250	Standard	TIA5010	■
<p>Female Thread Push-Pull</p>	1/2"	G 1/2	27		68		38			250	Standard	TIA5010 P	■

DS = Delivery Status: ■ in stock □ on short call □ medium term delivery

Couplings Brass Version

TEMA Series TIA5000

	Dimension	Connection A	Hex SW	Hex1 SW1	L mm	L1 mm	D mm	D1 mm	D2 mm	Working press. in bar	Version	Part Number	DS
<p>Female Thread</p>	1/2"	G 1/2	27		63		30		38	250	Brass	T5510	■
	1/2"	G 1/2	27		63		30		38	250	Brass	T5510 V	■
	1/2"	G 1/2	27		63		30		38	250	Brass	T5511	■
	1/2"	G 1/2	27		63		30		38	250	Brass	T5511 V	■

Plugs Standard

TEMA Series TIA5000

	Dimension	Connection A	Hex SW	Hex1 SW1	L mm	L1 mm	D mm	D1 mm	D2 mm	Working press. in bar	Version	Part Number	DS
<p>Female Thread</p>	1/2"	G 1/2	27		49,5				20,4	250	Standard	TIA5020	■
	1/2"	G 1/2	27		42				20,4	250	Steel	T5520	■
	1/2"	G 1/2	27		42				20,4	250	Steel	T5520 V	■

Plugs with Pressure Eliminator

TEMA Series TIA5000

	Dimension	Connection A	Hex SW	Hex1 SW1	L mm	L1 mm	D mm	D1 mm	D2 mm	Working press. in bar	Version	Part Number	DS
<p>Female Thread</p>	1/2"	G 1/2	27		42				20,4	250	Steel	T5521	■
	1/2"	G 1/2	27		42				20,4	250	Steel	T5521 V	■

Seal-Kit for Coupling

TEMA Series TIA5000

Description	Material	Part Number	DS
Coupling	NBR	TIA5000-PSN	■

Dust Protection

TEMA Series TIA5000

Description	L mm	D mm	Material	Color	Part Number	DS
Coupling	242	30	PVC	Blue	TIA5016 BL	■
Plug	264	30	PVC	Blue	TIA5026 BL	■
Coupling	242	30	PVC	Green	TIA5016 GN	■
Plug	264	30	PVC	Green	TIA5026 GN	■
Coupling	242	30	PVC	Red	TIA5016 R	■
Plug	264	30	PVC	Red	TIA5026 R	■
Coupling	242	30	PVC	Yellow	TIA5016 Y	■
Plug	264	30	PVC	Yellow	TIA5026 Y	■
Coupling	242	30	PVC	Black	TIA5016 BK	■
Plug	264	30	PVC	Black	TIA5026 BK	■

⚠ Please consider our security advices on the pages 12/13 ⚠



Nominal Diameter

20 = 31.4 mm²

TEMA Series



TIA7500

65% of actual size



Technical Description

The series TIA7500 has been manufactured according to the regulations and dimensions of the standard specification ISO 7241-1 A series.

Advantages

The TIA7500 series can be coupled with other makes complying with the same standard. This quick connect hydraulic coupling has a wide through-flow cross-section, yet it has a very small pressure drop.

Working Pressure

See chart.

Working Temperature*

-30°C up to +100°C (NBR) depending on the medium.

*At a temperature below -40°C and above +100°C special seals are available on request.

Available Valves



Material

Coupling

- Coupling Body
- Sleeve
- Valve
- Springs
- Locking Balls
- Seals
- Valve Holder

Standard

- Steel, Zinc Plated, Yellow passivated
- Steel, Zinc Plated, Yellow passivated
- Steel, Zinc Plated, Yellow passivated
- AISI 301
- AISI 420 C
- NBR
- Stainless Steel

Plug

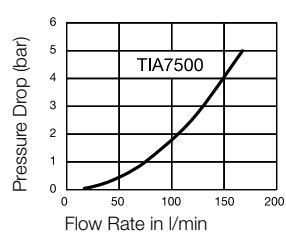
- Plug Body
- Valve
- Springs
- Seals
- Valve Holder

- Steel, Zinc Plated, Yellow passivated
- Steel, Zinc Plated, Yellow passivated
- AISI 301
- NBR
- Stainless Steel

Pressure

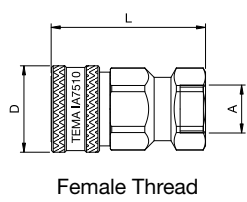
- Bursting Pressure coupled > 1070 bar
- Working Pressure uncoupled 250 bar

Flow Capacity Viscosity for 32cSt at 40°C as per ISO 7241/2-2000



Couplings TEMA Series TIA7500

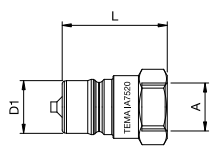
Dimension	Connection A	Hex SW	Hex1 SW1	L mm	L1 mm	D mm	D1 mm	D2 mm	Working pressure in bar	Part Number	DS
3/4"	G 3/4	41		85,5	47,5				250	TIA7510	■



DS = Delivery Status: ■ in stock □ on short call □ medium term delivery

Plugs

TEMA Series TIA7500

	Dimension	Connection A	Hex SW	Hex1 SW1	L mm	L1 mm	D mm	D1 mm	D2 mm	Working pressure in bar	Part Number	DS
 <p>Female Thread</p>	3/4"	G 3/4	36		58			29		250	TIA7520	■

Seal-Kit for Coupling

TEMA Series TIA7500

	Description	Material	Part Number	DS
	Coupling	NBR	TIA7500-PSN	■

Dust Protection

TEMA Series TIA7500

	Description	L mm	D mm	Material	Color	Part Number	DS
	Coupling	313	36	PVC	Blue	TIA7516 BL	■
	Plug	333	36	PVC	Blue	TIA7526 BL	■



Nominal Diameter

25 = 490 mm²

TEMA Series



TIA10000

54% of actual size



Technical Description

The series TIA10000 has been manufactured according to the regulations and dimensions of the standard specification ISO 7241-1 A Series.

Advantages

The TIA10000 series can be coupled with other makes complying with the same standard. This quick connect hydraulic coupling has a wide through-flow cross-section, yet it has a very small pressure drop.

Working Pressure

See chart.

Working Temperature*

-30°C up to +100°C (NBR) depending on the medium.

*At a temperature below -40°C and above +100°C special seals are available on request.

Available Valves



Material

Coupling

- Coupling Body
- Sleeve
- Valve
- Springs
- Locking Balls
- Seals
- Valve Holder

Standard

- Steel, Zinc Plated, Yellow passivated
- Steel, Zinc Plated, Yellow passivated
- Steel, Zinc Plated, Yellow passivated
- AISI 301
- AISI 420 C
- NBR
- Stainless Steel

Plug

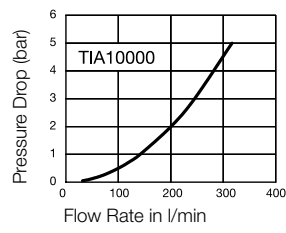
- Plug Body
- Valve
- Springs
- Seals
- Valve Holder

- Steel, Zinc Plated, Yellow passivated
- Steel, Zinc Plated, Yellow passivated
- AISI 301
- NBR
- Stainless Steel

Pressures

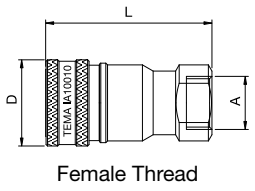
- Bursting Pressure coupled >830 bar
- Working Pressure uncoupled 200 bar

Flow Capacity Viscosity for 32cSt at 40°C as per ISO 7241/2-2000



Couplings TEMA Series TIA10000

Dimension	Connection A	Hex SW	Hex1 SW1	L mm	L1 mm	D mm	D1 mm	D2 mm	Working pressure in bar	Part Number	DS
1"	G 1	41		104,5	54				200	TIA10010	■

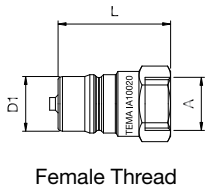


DS = Delivery Status: ■ in stock □ on short call □ medium term delivery

Plugs

TEMA Series TIA10000

Dimension	Connection A	Hex SW	Hex1 SW1	L mm	L1 mm	D mm	D1 mm	D2 mm	Working pressure in bar	Part Number	DS
1"	G 1	41		70,5			34,4		200	TIA10020	■



Seal-Kit for Coupling

TEMA Series TIA10000

Description	Material	Part Number	DS
Coupling	NBR	TIA10000-PSN	■

Dust Protection

TEMA Series TIA10000

Description	L mm	D mm	Material	Color	Part Number	DS
Coupling	290	40	PVC	Blue	TIA10016 BL	■
Plug	310	40	PVC	Blue	TIA10026 BL	■



Nominal Diameter

4.3 = 15 mm²

RECTUS Series

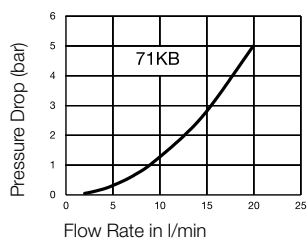
71KB

actual size



Chart

Water



Technical Description

The 71KB series plug profile conforms to ISO Standard 7241-1 series B and is compatible with other makes of the same standard.

Advantages

This is a coupling to be operated with two hands, i.e. the unlocking sleeve must be pushed back manually when coupling.

Working Pressure

See chart.

Working Temperature*

-20°C up to +100°C (NBR)
-15°C up to +200°C (FKM)
depending on the medium.

*At a temperature below -20°C and above +200°C special seals are available on request.

Available Valves



Material

Coupling

Coupling Body
Sleeve
Valve
Springs
Locking Balls
Seals
Valve Holder

Brass Version

Brass
Brass
Brass
AISI 301
AISI 420 C
NBR
AISI 301

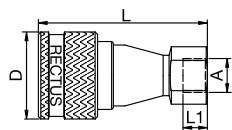
Plug

Plug Body
Valve
Springs
Seals
Valve Holder

Brass
Brass
AISI 301
NBR
AISI 301

Couplings

RECTUS Series 71KB

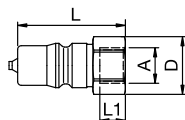


Female Thread

Connection A	Hex SW	L mm	L1 mm	D mm	Working Press. in bar	Version	Seal	Part Number	DS
G 1/8	14	48,5	7	25	250	Brass	NBR	71KB IW10 MPX	■
G 1/8	14	48,5	7	25	250	AISI 303	FKM	71KB IW10 RVX	■□
G 1/8	14	48,5	7	25	250	AISI 316 Ti	FKM	71KB IW10 EVX	■□

Plugs

RECTUS Series 71KB



Female Thread

Connection A	Hex SW	L mm	L1 mm	D mm	Working Press. in bar	Version	Seal	Part Number	DS
G 1/8	14	29,5	7	25	250	Brass	NBR	71SB IW10 MPX	■
G 1/8	14	29,5	7	25	250	AISI 303	FKM	71SB IW10 RVX	■□
G 1/8	14	29,5	7	25	250	AISI 316 Ti	FKM	71SB IW10 EVX	■□

DS = Delivery Status: ■ in stock

■□ on short call

■□ medium term delivery



Technical Description

The 72KB and TIB2500 series plug profiles conform to ISO Standard 7241-1 series B and are compatible with other makes of the same standard. In order to achieve the best possible corrosion protection, the steel plug is passivated and sealed after galvanisation.

Advantages

The pressure eliminator allows for coupling under static and residual pressure, up to operating pressure. It is available in the TIB series in couplings and plugs.

Working Pressure

See chart.

Available Valves



Working Temperature*

TIB Series:
-30°C up to +100°C (NBR)
-25°C up to +200°C (FKM)

72KB Series:
-20°C up to +100°C (NBR)
-15°C up to +200°C (FKM)

depending on the medium.

*At a temperature below -40°C and above +200°C special seals are available on request.



90% of actual size

Material	Standard	Brass Version	Stainless Steel Versions	
Coupling	TIB2500 Series	72KB Series	AISI 303	AISI 316 L
Coupling Body	Brass, Nickel Plated, Chromated	Brass	AISI 303	AISI 316 L
Sleeve	Brass, Nickel Plated, Chromated	Brass	AISI 303	AISI 316 L
Valve	Brass	Brass	AISI 303	AISI 316 L
Springs	AISI 301	AISI 301	AISI 301	AISI 316 Ti
Locking Balls	AISI 420 C	AISI 420	AISI 316	AISI 316
Seals	NBR/FKM	NBR	FKM	FKM
Valve Holder	Brass	AISI 301	AISI 301	AISI 316 L
Plug				
Plug Body	Steel, Hardened, Zinc Pl., passivated, sealed	Brass	AISI 303	AISI 316 L
Valve	Brass	Brass	AISI 303	AISI 316 L
Springs	AISI 301	AISI 301	AISI 301	AISI 316 Ti
Seals	NBR/FKM	NBR	FKM	FKM
Valve Holder	Brass	AISI 301	AISI 301	AISI 316 L

Pressure (Coupling/Plug)

Bursting Pressure coupl. > 1600 bar/1600 bar
Working Pressure uncoupl. 280 bar/400 bar

Flow Capacity
Drop Viscosity for 32cSt at 40°C as per ISO 7241/2-2000

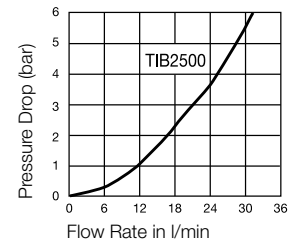
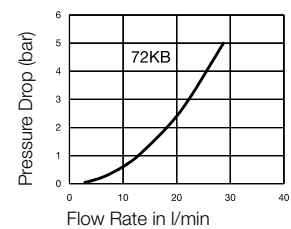
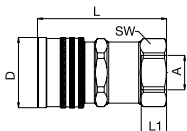


Chart 72KB / Water



Couplings

TEMA Series TIB2500

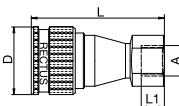


Female Thread

Connection A	Hex SW	L mm	L1 mm	D mm	Valve	Working Press. in bar	Version	Seal	Part Number	DS
G 1/4	24	57	12	28	with	400	Standard	NBR	TIB2510	■
G 1/4	24	57	12	28	with	400	Standard	FKM	TIB2510 V	■
G 1/4	24	57	12	28	without	400	Standard	NBR	TIB2510 UV	■
G 1/4	24	57	12	28	without	400	Standard	FKM	TIB2510 VUV	■

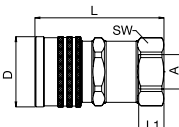
Couplings

RECTUS Series 72KB

	Connection A	Hex SW	L mm	L1 mm	D mm	Valve	Working Press. in bar	Version	Seal	Part Number	DS
 <p>Female Thread</p>	G 1/4	19	57,5	10	25	with	200	Brass	NBR	72KB IW13 MPX	■
	G 1/4	19	57,5	10	25	with	250	AISI 303	FKM	72KB IW13 RVX	■
	G 1/4	19	57,5	10	25	with	250	AISI 316 L	FKM	72KB IW13 EVX	■□

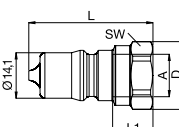
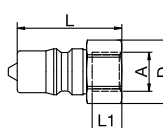
Couplings with Pressure Eliminator

TEMA Series TIB2500

	Connection A	Hex SW	L mm	L1 mm	D mm	Valve	Working Press. in bar	Version	Seal	Part Number	DS
 <p>Female Thread</p>	G 1/4	24	57	12	28	with	400	Standard	NBR	TIB2511	■
	G 1/4	24	57	12	28	with	400	Standard	FKM	TIB2511 V	■□

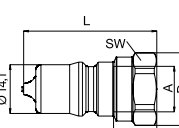
Plugs

TEMA Series TIB2500 / RECTUS Series 72KB

	Connection A	Hex SW	L mm	L1 mm	D mm	Valve	Working Press. in bar	Version	Seal	Part Number	DS
 <p>Female Thread</p>	G 1/4	19	38	12	21	with	400	Standard	NBR	TIB2520	■
	G 1/4	19	38	12	21	with	400	Standard	FKM	TIB2520 V	■□
	G 1/4	19	38	12	21	without	400	Standard	-	TIB2520 UV	■□
 <p>Female Thread</p>	G 1/4	19	35	10		with	200	Brass	NBR	72SB IW13 MPX	■
	G 1/4	19	35	10		with	250	AISI 303	FKM	72SB IW13 RVX	■
	G 1/4	19	35	10		with	250	AISI 316 L	FKM	72SB IW13 EVX	■□

Plugs with Pressure Eliminator

TEMA Series TIB2500

	Connection A	Hex SW	L mm	L1 mm	D mm	Valve	Working Press. in bar	Version	Seal	Part Number	DS
 <p>Female Thread</p>	G 1/4	19	38	12	21	with	400	Standard	NBR	TIB2521	■
	G 1/4	19	38	12	21	with	400	Standard	FKM	TIB2521 V	■□

DS = Delivery Status: ■ in stock

■□ on short call

□ medium term delivery

Seal-Kit for Coupling

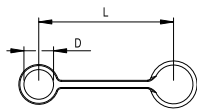
TEMA Series TIB2500

Description	Material	Part Number	DS
Coupling	NBR	TIB2500-PSN	■
Coupling	FKM	TIB2500-PSV	■
Further sealing materials on request.			

Dust Protection

TEMA Series TIB2500 / RECTUS Series 72KB

Description	L	D	Material	Color	Part Number	DS
	mm	mm				
Coupling	145	19	PVC	Blue	TIB2516	■
Plug	145	19	PVC	Blue	TIB2526	■
Coupling	145	19	PVC	Yellow	TIB2516 Y	■
Plug	145	19	PVC	Yellow	TIB2526 Y	■
Further colors on request.						



Female Thread



Nominal Diameter

10/7.5 = 78 mm²/44 mm²



TEMA Series

RECTUS Series

TIB3800/73KB



Technical Description

The 73KB and TIB3800 series plug profiles conform to ISO Standard 7241-1 series B and are compatible with other makes of the same standard. In order to achieve the best possible corrosion protection, the steel plug is passivated and sealed after galvanisation.

Advantages

The pressure eliminator allows for coupling under static and residual pressure, up to operating pressure. It is available in the TIB series in couplings and plugs. Both series are equipped with double O-ring plus backup ring as standard.

Working Temperature*

TIB Series:
-30°C up to +100°C (NBR)
-25°C up to +200°C (FKM)

73KB Series:
-20°C up to +100°C (NBR)
-15°C up to +200°C (FKM)

depending on the medium.

*At a temperature below -40°C and above +200°C special seals are available on request.

Available Valves



Working Pressure

See chart.

Flow Capacity
Drop Viscosity for 32cSt at 40°C as per ISO 7241/2-2000

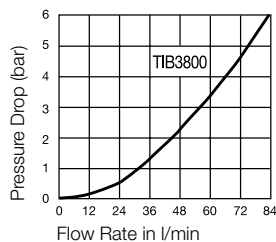
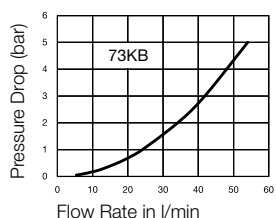


Chart 72KB / Water



Material

Coupling

Coupling Body

Sleeve

Valve
Springs
Locking Balls
Seals
Valve Holder (up to 100°C)
Valve Holder (over 100°C)

Plug

Plug Body

Valve
Springs
Seals
Valve Holder (up to 100°C)
Valve Holder (over 100°C)

Standard

TIB3800 Series

Brass, Nickel plated, Chromated
Steel, Zinc pl., passivated, sealed
Brass
AISI 301
AISI 420 C
NBR/FKM
Zinc Casting
Brass

Steel, Hardened, Zinc pl., passivated, sealed
Brass
AISI 301
NBR/FKM
Zinc Casting
Brass

Brass Version

73KB Series

Brass
Brass
AISI 301
AISI 420
NBR
Brass
Brass

Brass

Brass
AISI 301
NBR
Brass
Brass

Stainless Steel Versions

AISI 303 AISI 316 L

AISI 303 AISI 316 L
AISI 303 AISI 316 L
AISI 303 AISI 316 L
AISI 301 AISI 316 Ti
AISI 316 AISI 316
FKM FKM
AISI 301 AISI 316 L
AISI 301 AISI 316 L

AISI 303 AISI 316 L

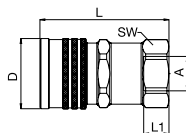
AISI 303 AISI 316 L
AISI 301 AISI 316 Ti
FKM FKM
AISI 301 AISI 316 L
AISI 301 AISI 316 L

Pressure (Coupling/Plug)

Bursting Pressure coupl. > 1280 bar/1280 bar
Working Pressure uncoupl. 320 bar/320 bar

Couplings

TEMA Series TIB3800



Female Thread

Connection A	Hex SW	L mm	L1 mm	D mm	Valve	Working Press. in bar	Version	Seal	Part Number	DS
G 3/8	30	63	12	34	with	320	Standard	NBR	TIB3810	■
G 3/8	30	63	12	34	with	320	Standard	FKM	TIB3810 V	■□
G 3/8	30	63	12	34	without	320	Standard	NBR	TIB3810 UV	■□
G 3/8	30	63	12	34	without	320	Standard	FKM	TIB3810 VUV	■□

DS = Delivery Status:

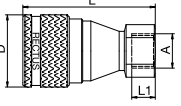
■ in stock

■□ on short call

□ medium term delivery

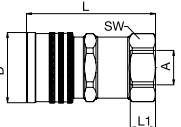
Couplings

RECTUS Series 73KB

	Connection A	Hex SW	L mm	L1 mm	D mm	Valve	Working Press. in bar	Version	Seal	Part Number	DS
 <p>Female Thread</p>	G 3/8	22	64	11,5	35	with	200	Brass	NBR	73KB IW17 MPX	■
	G 3/8	22	64	11,5	35	with	200	AISI 303	FKM	73KB IW17 RVX	■
	G 3/8	22	64	11,5	35	with	200	AISI 316 L	FKM	73KB IW17 EVX	■

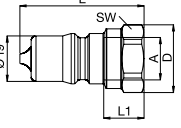
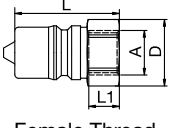
Couplings with Pressure Eliminator

TEMA Series TIB3800

	Connection A	Hex SW	L mm	L1 mm	D mm	Valve	Working Press. in bar	Version	Seal	Part Number	DS
 <p>Female Thread</p>	G 3/8	30	63	12	34	with	320	Standard	NBR	TIB3811	■
	G 3/8	30	63	12	34	with	320	Standard	FKM	TIB3811 V	■

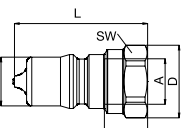
Plugs

TEMA Series TIB3800 / RECTUS Series 73KB

	Connection A	Hex SW	L mm	L1 mm	D mm	Valve	Working Press. in bar	Version	Seal	Part Number	DS
 <p>Female Thread</p>	G 3/8	22	42	12	24	with	320	Standard	NBR	TIB3820	■
	G 3/8	22	42	12	24	with	320	Standard	FKM	TIB3820 V	■
	G 3/8	22	38	12	24	without	320	Standard		TIB3820 UV	■
 <p>Female Thread</p>	G 3/8	22	39	11,5		with	200	Brass	NBR	73SB IW17 MPX	■
	G 3/8	22	39	11,5		with	250	AISI 303	FKM	73SB IW17 RVX	■
	G 3/8	22	39	11,5		with	250	AISI 316 L	FKM	73SB IW17 EVX	■

Plugs with Pressure Eliminator

TEMA Series TIB3800

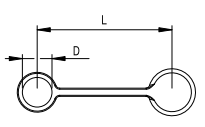
	Connection A	Hex SW	L mm	L1 mm	D mm	Valve	Working Press. in bar	Version	Seal	Part Number	DS
 <p>Female Thread</p>	G 3/8	22	42	12	24	with	320	Standard	NBR	TIB3821	■
	G 3/8	22	42	12	24	with	320	Standard	FKM	TIB3821 V	■

Seal-Kit for Coupling **TEMA Series TIB3800**

Description	Material	Part Number	DS
Coupling	NBR	TIB3800-PSN	■□
Coupling	FKM	TIB3800-PSV	■□
Further sealing materials on request.			

Dust Protection **TEMA Series TIB3800 / RECTUS Series 73KB**

Description	L mm	D mm	Material	Color	Part Number	DS
Coupling	145	19	PVC	Blue	TIB3816	■
Plug	145	19	PVC	Blue	TIB3826	■
Further colors on request.						



DS = Delivery Status: ■ in stock ■□ on short call ■□ medium term delivery

TIB5000/74KB



122 mm²/95 mm² = **12.5/11**



Technical Description

The 74KB and TIB5000 series plug profiles conform to ISO standard 7241-1 series B and are compatible with other makes of the same standard. In order to achieve the best possible corrosion protection, the steel plug is yellow passivated and sealed after galvanisation.

Advantages

The pressure eliminator allows for coupling under static and residual pressure, up to operating pressure. It is available in the TIB series in couplings and plugs. Both series are equipped with double O-ring plus backup ring as standard.

Working Temperature*

TIB Series:
-30°C up to +100°C (NBR)
-25°C up to +200°C (FKM)

74KB Series:
-20°C up to +100°C (NBR)
-15°C up to +200°C (FKM)

depending on the medium.

*At a temperature below -40°C and above +200°C special seals are available on request.

Available Valves



Working Pressure

See chart.



Flow Capacity

Drop Viscosity for 32cSt at 40°C as per ISO 7241/2-2000

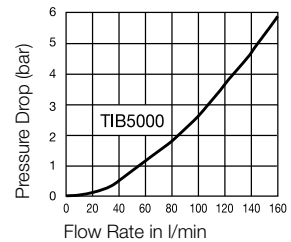
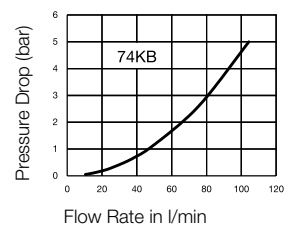


Chart 74KB / Water



Material	Standard	Brass Version	Stainless Steel Versions	
Coupling	TIB5000 Series	74KB Series	AISI 303	AISI 316 L
Coupling Body	Brass, Nickel Plated, Chromated	Brass	AISI 303	AISI 316 L
Sleeve	Steel, Zinc Pl., Yellow passivated, sealed	Brass	AISI 303	AISI 316 L
Valve	Brass	Brass	AISI 303	AISI 316 L
Springs	AISI 301	AISI 301	AISI 301	AISI 316 Ti
Locking Balls	AISI 420 C	AISI 420	AISI 316	AISI 316
Seals	NBR/FKM	NBR	FKM	FKM
Valve Holder (up to 100°C)	Zinc Casting	Brass	AISI 301	AISI 316 L
Valve Holder (over 100°C)	Brass	Brass	AISI 301	AISI 316 L

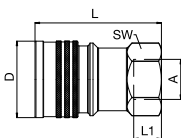
Plug	Standard	Brass Version	Stainless Steel Versions	
Plug Body	TIB5000 Series	74KB Series	AISI 303	AISI 316 L
Plug Body	Steel, Hardened, Zinc Pl., Yellow passivated, sealed	Brass	AISI 303	AISI 316 L
Valve	Brass	Brass	AISI 303	AISI 316 L
Springs	AISI 301	AISI 301	AISI 301	AISI 316 Ti
Seals	NBR/FKM	NBR	FKM	FKM
Valve Holder (up to 100°C)	Zinc Casting	Brass	AISI 301	AISI 316 L
Valve Holder (over 100°C)	Brass	Brass	AISI 301	AISI 316 L

Pressure (Coupling/Plug)

Bursting Pressure coupl. > 1280 bar/1280 bar
Working Pressure uncoupl. 250 bar/250 bar

Couplings

TEMA Series TIB5000

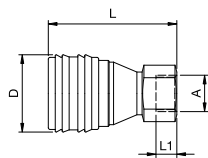


Female Thread

Connection A	Hex SW	L mm	L1 mm	D mm	Valve	Working Press. in bar	Version	Seal	Part Number	DS
G 1/2	33	66	14	39	with	300	Standard	NBR	TIB5010	■
G 1/2	33	66	14	39	with	300	Standard	FKM	TIB5010 V	■
G 1/2	33	66	14	39	without	300	Standard	NBR	TIB5010 UV	■
G 1/2	33	66	14	39	without	300	Standard	FKM	TIB5010 VUV	■

Couplings

RECTUS Series 74KB

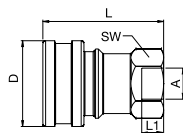


Female Thread

Connection A	Hex SW	L mm	L1 mm	D mm	Valve	Working Press. in bar	Version	Seal	Part Number	DS
G 1/2	27	76	16	44,5	with	150	Brass	NBR	74KB IW21 MPX	■
G 1/2	27	76	16	44,5	with	250	AISI 303	FKM	74KB IW21 RVX	■
G 1/2	27	76	16	44,5	with	250	AISI 316 L	FKM	74KB IW21 EVX	■□

Couplings with Heavy Duty Sleeve

TEMA Series TIB5000

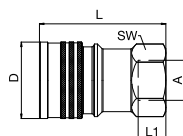


Female Thread

Connection A	Hex SW	L mm	L1 mm	D mm	Valve	Working Press. in bar	Version	Seal	Part Number	DS
G 1/2	33	66	14	47	with	300	Standard	NBR	TIB5010 H	■□
G 1/2	33	66	14	47	without	300	Standard	NBR	TIB5010 HUV	■□

Couplings with Pressure Eliminator

TEMA Series TIB5000

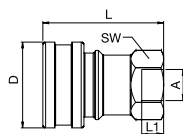


Female Thread

Connection A	Hex SW	L mm	L1 mm	D mm	Valve	Working Press. in bar	Version	Seal	Part Number	DS
G 1/2	33	66	14	10	with	300	Standard	NBR	TIB5011	■
G 1/2	33	66	14	10	with	300	Standard	FKM	TIB5011 V	■□

Couplings with Pressure Eliminator and extra Strong Sleeve

TEMA Series TIB5000



Female Thread

Connection A	Hex SW	L mm	L1 mm	D mm	Valve	Working Press. in bar	Version	Seal	Part Number	DS
G 1/2	33	66	14	47	with	300	Standard	NBR	TIB5011 H	■□

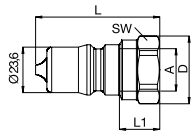
DS = Delivery Status: ■ in stock

■□ on short call

□ medium term delivery

Plugs

TEMA Series TIB5000

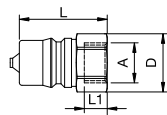


Female Thread

Connection A	Hex SW	L mm	L1 mm	D mm	Valve	Working Press. in bar	Version	Seal	Part Number	DS
G 1/2	28	48	14	31	with	300	Standard	NBR	TIB5020	■
G 1/2	28	48	14	31	with	300	Standard	FKM	TIB5020 V	■
G 1/2	28	42	14	31	without	300	Standard	-	TIB5020 UV	■

Plugs

RECTUS Series 74KB

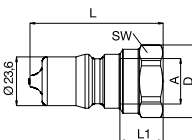


Female Thread

Connection A	Hex SW	L mm	L1 mm	D mm	Valve	Working Press. in bar	Version	Seal	Part Number	DS
G 1/2	27	48	16		with	150	Brass	NBR	74SB IW21 MPX	■
G 1/2	27	48	16		with	250	AISI 303	FKM	74SB IW21 RVX	■
G 1/2	27	48	16		with	250	AISI 316 L	FKM	74SB IW21 EVX	■

Plugs with Pressure Eliminator

TEMA Series TIB5000



Female Thread

Connection A	Hex SW	L mm	L1 mm	D mm	Valve	Working Press. in bar	Version	Seal	Part Number	DS
G 1/2	28	48	14	31	with	300	Standard	NBR	TIB5021	■
G 1/2	28	48	14	31	with	300	Standard	FKM	TIB5021 V	■

Seal-Kit for Coupling

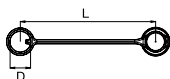
TEMA Series TIB5000

Description	Material	Part Number	DS
Coupling	NBR	TIB5000-PSN	■
Coupling	FKM	TIB5000-PSV	■

Further sealing materials on request.

Dust Protection

TEMA Series TIB5000 / RECTUS Series 74KB



Description	L mm	D mm	Material	Color	Part Number	DS
Coupling	170	60	PVC	Blue	TIB5016	■
Plug	170	52	PVC	Blue	TIB5026	■

Further colors on request.



Nominal Diameter

19/13 = 314 mm²/133 mm²

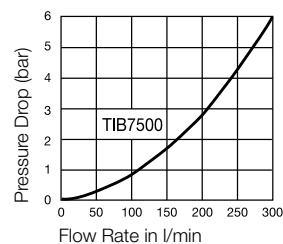
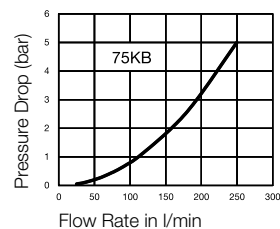


TEMA Series

RECTUS Series

TIB7500/75KB

55% of actual size

**Flow Capacity**
**Drop Viscosity for 32cSt at 40°C
as per ISO 7241/2-2000**
**Chart 75KB / Water****Technical Description**

The 75KB and TIB7500 series plug profiles conform to ISO Standard 7241-1 series B and are compatible with other makes of the same standard. In order to achieve the best possible corrosion protection, the steel plug is passivated and sealed after galvanisation.

Advantages

The pressure eliminator allows for coupling under static and residual pressure, up to operating pressure. It is available in the TIB series in couplings and plugs. Both series are equipped with double O-ring plus backup ring as standard.

Working Temperature*

TIB Series:
-30°C up to +100°C (NBR)
-25°C up to +200°C (FKM)

75KB Series:

-20°C up to +100°C (NBR)
-15°C up to +200°C (FKM)

depending on the medium.

*At a temperature below -40°C and above +200°C special seals are available on request.

Working Pressure

See chart.

Available Valves**Material**

Coupling
Coupling Body

Sleeve

Valve
Springs
Locking Balls
Seals
Valve Holder

Standard**TIB 7500 Series**

Steel, Zinc Plated, passivated, sealed
Steel, Zinc Plated, passivated, sealed
Brass
AISI 301
AISI 420 C
NBR/FKM
Brass

Brass Version**75KB Series**

Brass
Brass
Brass
AISI 301
AISI 420
NBR
Brass

Stainless Steel Versions**AISI 303**

AISI 303
AISI 303
AISI 303
AISI 301
AISI 316
FKM
AISI 301

AISI 316 L

AISI 316 L
AISI 316 L
AISI 316 L
AISI 316 Ti
AISI 316
FKM
AISI 316 L

Plug

Plug Body

Valve
Springs
Seals
Valve Holder

Steel, Hardened, Zinc Pl., passivated, sealed
Brass
AISI 301
NBR/FKM
Brass

Brass

Brass
AISI 301
NBR
Brass

AISI 303

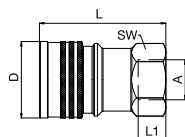
AISI 303
AISI 301
FKM
AISI 301

AISI 316 L

AISI 316 L
AISI 316 Ti
FKM
AISI 316 L

Pressure (Coupling/Plug)

Bursting Pressure coupl. > 1200 bar/1600 bar
Working Pressure uncoupl. 235 bar/235 bar

Couplings**TEMA Series TIB7500**

Female Thread

Connection A	Hex SW	L mm	L1 mm	D mm	Valve	Working Press. in bar	Version	Seal	Part Number	DS
G 3/4	46	81	16	52	with	300	Standard	NBR	TIB7510	■
G 3/4	46	81	16	52	with	300	Standard	FKM	TIB7510 V	■□
G 3/4	46	81	16	52	without	300	Standard	NBR	TIB7510 UV	■□
G 3/4	46	81	16	52	without	300	Standard	FKM	TIB7510 VUV	■□

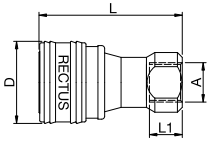
DS = Delivery Status: ■ in stock

■□ on short call

□□ medium term delivery

Couplings

RECTUS Series 75KB

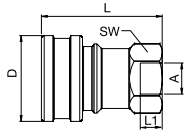


Female Thread

Connection A	Hex SW	L mm	L1 mm	D mm	Valve	Working Press. in bar	Version	Seal	Part Number	DS
G 3/4	34	96	24	55	with	100	Brass	NBR	75KB IW26 MPX	■
G 3/4	34	96	24	55	with	160	AISI 303	FKM	75KB IW26 RVX	■
G 3/4	34	96	24	55	with	160	AISI 316 L	FKM	75KB IW26 EVX	■

Couplings with Heavy Duty Sleeve

TEMA Series TIB7500

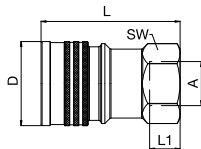


Female Thread

Connection A	Hex SW	L mm	L1 mm	D mm	Valve	Working Press. in bar	Version	Seal	Part Number	DS
G 3/4	46	81	16	56	with	300	Standard	NBR	TIB7510 H	■
G 3/4	46	81	16	56	without	300	Standard	NBR	TIB7510 HUV	■

Couplings with Pressure Eliminator

TEMA Series TIB7500

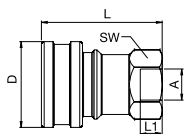


Female Thread

Connection A	Hex SW	L mm	L1 mm	D mm	Valve	Working Press. in bar	Version	Seal	Part Number	DS
G 3/4	46	81	16	52	with	300	Standard	NBR	TIB7511	■
G 3/4	46	81	16	52	with	300	Standard	FKM	TIB7511 V	■

Couplings with Pressure Eliminator and extra Strong Sleeve

TEMA Series TIB7500



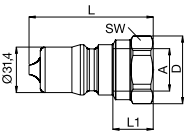
Female Thread

Connection A	Hex SW	L mm	L1 mm	D mm	Valve	Working Press. in bar	Version	Seal	Part Number	DS
G 3/4	46	81	16	56	with	300	Standard	NBR	TIB7511 H	■

⚠ Please consider our security advices on the pages 12/13 ⚠

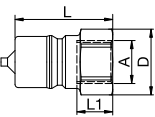
Plugs

TEMA Series TIB7500

	Connection A	Hex SW	L mm	L1 mm	D mm	Valve	Working Press. in bar	Version	Seal	Part Number	DS
 <p>Female Thread</p>	G 3/4	36	59	16	39	with	300	Standard	NBR	TIB7520	■
	G 3/4	36	59	16	39	with	300	Standard	FKM	TIB7520 V	■□
	G 3/4	36	53	16	39	without	300	Standard	-	TIB7520 UV	■□

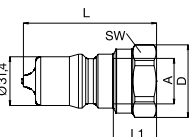
Plugs

RECTUS Series 75KB

	Connection A	Hex SW	L mm	L1 mm	D mm	Valve	Working Press. in bar	Version	Seal	Part Number	DS
 <p>Female Thread</p>	G 3/4	36	60	24		with	100	Brass	NBR	75SB IW26 MPX	■
	G 3/4	36	60	24		with	160	AISI 303	FKM	75SB IW26 RVX	■□
	G 3/4	36	60	24		with	160	AISI 316 L	FKM	75SB IW26 EVX	■□

Plugs with Pressure Eliminator

TEMA Series TIB7500

	Connection A	Hex SW	L mm	L1 mm	D mm	Valve	Working Press. in bar	Version	Seal	Part Number	DS
 <p>Female Thread</p>	G 3/4	36	59	16	39	with	300	Standard	NBR	TIB7521	■□
	G 3/4	36	59	16	39	with	300	Standard	FKM	TIB7521 V	■□

Seal-Kit for Coupling

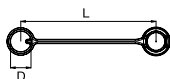
TEMA Series TIB7500

Description	Material	Part Number	DS
Coupling	NBR	TIB7500-PSN	■□
Coupling	FKM	TIB7500-PSV	■□
Further sealing materials on request.			

Dust Protection

TEMA Series TIB7500 / RECTUS Series 75KB

Description	L mm	D mm	Material	Color	Part Number	DS
Coupling	195	33	PVC	Blue	TIB7516	■
Plug	195	33	PVC	Blue	TIB7526	■
Further colors on request.						



DS = Delivery Status: ■ in stock

■□ on short call

□□ medium term delivery

TIB10000/76KB



314 mm²/490 mm² = **25/20**



Technical Description

The 76KB and TIB10000 series plug profiles conform to ISO standard 7241-1 series B and are compatible with other makes of the same standard. In order to achieve the best possible corrosion protection, the steel plug is passivated and sealed after galvanisation.

Advantages

The pressure eliminator allows for coupling under static and residual pressure, up to operating pressure. It is available in the TIB series in couplings and plugs. Both series are equipped with double O-ring plus backup ring as standard.

Working Temperature*

TIB Series:
-30°C up to +100°C (NBR)
-25°C up to +200°C (FKM)

76KB Series:
-20°C up to +100°C (NBR)
-15°C up to +200°C (FKM)

depending on the medium.

*At a temperature below -40°C and above +200°C special seals are available on request.

Available Valves



Material

Coupling

Coupling Body

Sleeve

Valve

Springs

Locking Balls

Seals

Valve Holder

Standard

TIB10000 Series

Steel, Zinc Plated, passivated, sealed
Steel, Zinc Plated, passivated, sealed

Brass

AISI 301

AISI 420 C

NBR/FKM

Brass

Brass Version

76KB Series

Brass

Brass

Brass

AISI 316 Ti

AISI 420

NBR

Brass

Stainless Steel Versions

AISI 303

AISI 303

AISI 303

AISI 303

AISI 316 Ti

AISI 316

FKM

AISI 301

AISI 316 L

AISI 316 L

AISI 316 L

AISI 316 L

AISI 316 Ti

AISI 316

FKM

AISI 316 L

Plug

Plug Body

Valve

Springs

Seals

Valve Holder

Steel, Hardened, Zinc Pl., passivated, sealed

Brass

AISI 301

NBR/FKM

Brass

Brass

Brass

AISI 316 Ti

NBR

Brass

AISI 303

AISI 303

AISI 316 Ti

FKM

AISI 301

AISI 316 L

AISI 316 L

AISI 316 Ti

FKM

AISI 316 L

Pressure (Coupling/Plug)

Bursting Pressure coupl.

Working Pressure uncoupl.

> 1200 bar/1200 bar

235 bar/235 bar



50% of actual size

Flow Capacity Drop Viscosity for 32cSt at 40°C as per ISO 7241/2-2000

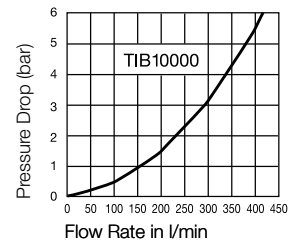
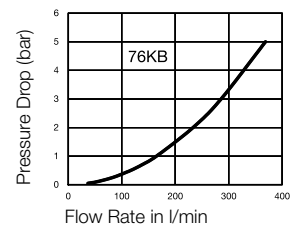
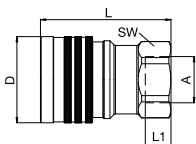


Chart 76KB / Water



Couplings

TEMA Series TIB10000

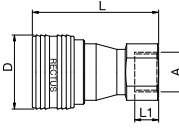


Female Thread

	Connection A	Hex SW	L mm	L1 mm	D mm	Valve	Working Press. in bar	Version	Seal	Part Number	DS
	G 1	50	94	18	62	with	300	Standard	NBR	TIB10010	■
	G 1	50	94	18	62	with	300	Standard	FKM	TIB10010 V	■
	G 1	50	94	18	62	without	300	Standard	NBR	TIB10010 UV	■
	G 1	50	94	18	62	without	300	Standard	FKM	TIB10010 VUV	■

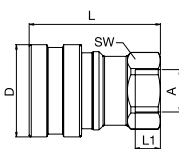
Couplings

RECTUS Series 76KB

	Connection A	Hex SW	L mm	L1 mm	D mm	Valve	Working Press. in bar	Version	Seal	Part Number	DS
 <p>Female Thread</p>	G 1	41	105,5	24	62	with	100	Brass	NBR	76KB IW33 MPX	■ □
	G 1	41	105,5	24	62	with	100	AISI 303	FKM	76KB IW33 RVX	■ □
	G 1	41	105,5	24	62	with	100	AISI 316 L	FKM	76KB IW33 EVX	■ □

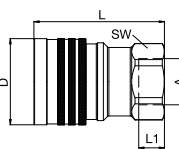
Couplings with Heavy Duty Sleeve

TEMA Series TIB10000

	Connection A	Hex SW	L mm	L1 mm	D mm	Valve	Working Press. in bar	Version	Seal	Part Number	DS
 <p>Female Thread</p>	G 1	50	94	18	66	with	300	Standard	NBR	TIB10010 H	■ □
	G 1	50	94	18	66	with	300	Standard	FKM	TIB10010 HV	■ □
	G 1	50	94	18	66	without	300	Standard	NBR	TIB10010 HUV	■ □
	G 1	50	94	18	66	without	300	Standard	FKM	TIB10010 HVUV	■ □

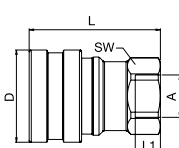
Couplings with Pressure Eliminator

TEMA Series TIB10000

	Connection A	Hex SW	L mm	L1 mm	D mm	Valve	Working Press. in bar	Version	Seal	Part Number	DS
 <p>Female Thread</p>	G 1	50	94	18	62	with	300	Standard	NBR	TIB10011	■ □

Couplings with Pressure Eliminator and extra Strong Sleeve

TEMA Series TIB10000

	Connection A	Hex SW	L mm	L1 mm	D mm	Valve	Working Press. in bar	Version	Seal	Part Number	DS
 <p>Female Thread</p>	G 1	50	94	18	66	with	300	Standard	NBR	TIB10011 H	■ □

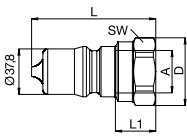
DS = Delivery Status: ■ in stock

□ on short call

□ medium term delivery

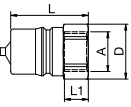
Plugs

TEMA Series TIB10000

	Connection A	Hex SW	L mm	L1 mm	D mm	Valve	Working Press. in bar	Version	Seal	Part Number	DS
 <p>Female Thread</p>	G 1	42	70	18	46	with	300	Standard	NBR	TIB10020	<input checked="" type="checkbox"/>
	G 1	42	70	18	46	with	300	Standard	FKM	TIB10020 V	<input checked="" type="checkbox"/>
	G 1	42	63	18	46	without	300	Standard	-	TIB10020 UV	<input checked="" type="checkbox"/>

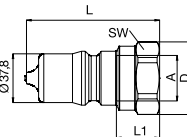
Plugs

RECTUS Series 76KB

	Connection A	Hex SW	L mm	L1 mm	D mm	Valve	Working Press. in bar	Version	Seal	Part Number	DS
 <p>Female Thread</p>	G 1	41	65	24		with	100	Brass	NBR	76SB IW33 MPX	<input checked="" type="checkbox"/>
	G 1	41	65	24		with	100	AISI 303	NBR	76SB IW33 RVX	<input checked="" type="checkbox"/>
	G 1	41	65	24		with	100	AISI 316 L	NBR	76SB IW33 EVX	<input checked="" type="checkbox"/>

Plugs with Pressure Eliminator

TEMA Series TIB10000

	Connection A	Hex SW	L mm	L1 mm	D mm	Valve	Working Press. in bar	Version	Seal	Part Number	DS
 <p>Female Thread</p>	G 1	42	70	18	46	with	300	Standard	NBR	TIB10021	<input checked="" type="checkbox"/>

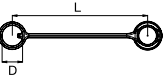
Seal-Kit for Coupling

TEMA Series TIB10000

Description	Material	Part Number	DS
Coupling	NBR	TIB10000-PSN	<input checked="" type="checkbox"/>
Coupling	FKM	TIB10000-PSV	<input checked="" type="checkbox"/>
Further sealing materials on request.			

Dust Protection

TEMA Series TIB10000 / RECTUS Series 76KB

	Description	L mm	D mm	Material	Color	Part Number	DS
	Coupling	230	42	PVC	Blue	TIB10016	<input checked="" type="checkbox"/>
	Plug	230	42	PVC	Blue	TIB10026	<input checked="" type="checkbox"/>
	Further colors on request.						



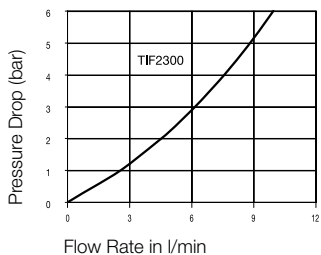
Nominal Diameter

3.3 = 8.55 mm²

TEMA Series

TIF2300

actual size


**Flow Capacity Viscosity
for 32cSt at 40°C
as per ISO 7241/2-2000**
**Technical Description**

These couplings offer an absolutely dry break – no oil loss during uncoupling. Thanks to the valve construction, the coupling has a minimum pressure drop, and thus achieves maximum cost-effectiveness.

Advantages

The coupling can be operated with one hand and is equipped with a safety locking device to prevent unintentional uncoupling.

Working Pressure

See chart.

Working Temperature*

-30°C up to +100°C (NBR)
-25°C up to +200°C (FKM)
depending on the medium.

*At a temperature below -25°C and above +200°C special seals are available on request.

Available Valves**Material****Coupling**

Coupling Body
Sleeve
Valve
Springs
Locking Balls
Seals
Valve Holder
Thread Body
Back-Up

Standard

Steel, nitrocarburizing
Steel, Zinc Plated, Yellow passivated, sealed
Steel, Zinc Plated, Yellow passivated, sealed
AISI 301
AISI 420 C
NBR
Steel, Zinc Plated, Yellow passivated, sealed
Steel, Zinc Plated, Yellow passivated, sealed
PTFE

Plug

Plug Body
Valve
Valve Holder
Springs
Seals
Back-Up

Steel, Hardened, Zinc Plated, Yellow passivated, sealed
Steel, Zinc Plated, Yellow passivated, sealed
Brass
AISI 301
NBR
PTFE

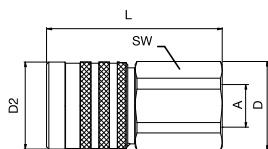
Pressure (Coupling/Plug)

Bursting Pressure coupled
Working Pressure uncoupled

>1800 bar
350 bar

Couplings**TEMA Series TIF2300**

Connection A	SW mm	Hex SW1	L mm	L1 mm	D mm	D1 mm	D2 mm	Working Press. in bar	Version	Seal	Part Number	DS
G 1/8	19		40		20,5		20	450	Standard	NBR	TIF2310	■



Female Thread

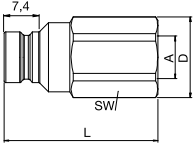
DS = Delivery Status: ■ in stock

□ on short call

▣ medium term delivery

Plugs

TEMA Series TIF2300

	Conn. A	Hex SW	L mm	D mm	Valve	Working Press. in bar	Version	Seal	Part Number	LS
 <p>Female Thread</p>	G 1/8	17	35	18,6		450	Standard	NBR	TIF2320	■

Seal-Kit for Plugs

TEMA Series TIF2300

Description	Material	Part Number	DS
Plug	NBR	TIF2300-PSN	■
Plug	FKM	TIF2300-PSV	■

Dust Protection

TEMA Series TIF2300

Description	L mm	D mm	Material	Color	Part Number	DS
Coupling	145	19	PVC	Blue	TIB3826	■
Plug	145	19	PVC	Blue	TIB2526	■



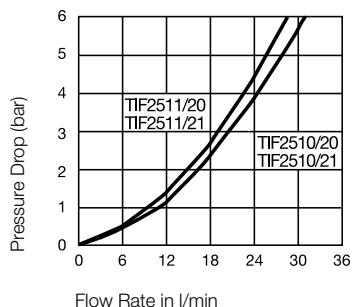
Nominal Diameter

6.3 = 31 mm²

TEMA Series

TIF2500

70% of actual size


**Flow Capacity Viscosity
for 32cSt at 40°C
as per ISO 7241/2-2000**
**Technical Description**

The IF series plug profile is produced according to ISO Standard 16028 and is compatible with other makes of the same standard. These couplings offer an absolutely dry break – no oil loss during uncoupling. Thanks to the valve construction, the coupling has a minimum pressure drop, and thus achieves maximum cost-effectiveness.

Additional threads on request.

Advantages

The coupling can be operated with one hand and is equipped with a safety locking device to prevent unintentional uncoupling. With the pressure eliminator it is possible to couple under static pressure until working pressure.

Available Valves**Working Pressure**

See chart.

Working Temperature*

-30°C up to +100°C (NBR)
-25°C up to +200°C (FKM)
depending on the medium.

*At a temperature below -25°C and above +200°C special seals are available on request.

Material**Coupling**

Coupling Body
Sleeve
Valve
Springs
Locking Balls
Seals
Valve Holder
Thread Body

Standard

Steel, nitrocarburizing
Steel, Zinc Pl., Yellow passivated, sealed
Steel, Zinc Pl., Yellow passivated, sealed
AISI 301
AISI 420 C
NBR
Steel, Zinc Pl., Yellow passivated, sealed
Steel, Zinc Pl., Yellow passivated, sealed

Stainless Steel Version

AISI 316
AISI 316
AISI 316
AISI 301
AISI 420 C
FKM
AISI 316
AISI 316

Plug

Plug Body

Steel, Hardened, Zinc Plated, Yellow passivated, sealed

AISI 316

Valve
Springs
Seals
Valve Holder
Thread Body

Steel, Zinc Pl., Yellow passivated, sealed
AISI 301
NBR/PUR
Brass
Steel, Zinc Pl., Yellow passivated, sealed

AISI 316
AISI 301
FKM
AISI 316
AISI 316

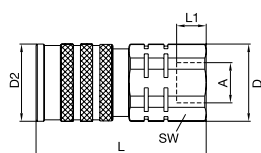
Pressure Eliminator Version (Coupling/Plug)

2. Valve Brass
2. Valve Holder (up to 100°C) Zinc Casting (NBR)
2. Valve Holder (over 100°C) Brass (EPDM a. FKM)

Pressure (Coupling/Plug)

Bursting Pressure coupled >1260 bar
Working Pressure uncoupled 280 bar

>1260 bar
200 bar/315 bar

Couplings**TEMA Series TIF2500**

Female Thread

Connection A	Hex SW	Hex1 SW1	L mm	L1 mm	D mm	D1 mm	D2 mm	Working Press. in bar	Version	Seal	Part Number	DS
G 1/4	27		64	12	29,5		29	315	Standard	NBR	TIF2510	■
G 1/4	27		64	12	29,5		29	315	Stainl. Steel	FKM	TIF2510 RV	■□
G 3/8	27		64	12	29,5		29	315	Standard	NBR	TIF2510-38	■□

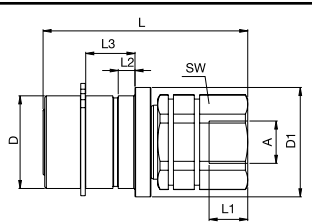
DS = Delivery Status: ■ in stock

■□ on short call

□ medium term delivery

Couplings for Multiplate

TEMA Series TIF2500

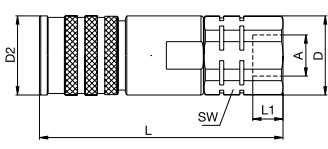


Female Thread with locking ring according to DIN 471 Standard

Connection A	Hex SW	L mm	L1 mm	L2 mm	L3 mm	D mm	D1 mm	D2 mm	Working Press. in bar	Version	Seal	Part Number	DS
G 1/4	27	64	12	5,2	15,3	28,8	34		315	Standard	NBR	TIF2510 E	☐
G 3/8	27	64	12	5,2	15,3	28,8	34		315	Standard	NBR	TIF2510-38 E	☐

Couplings with Pressure Eliminator

TEMA Series TIF2500

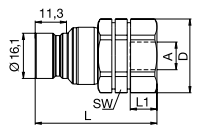


Female Thread

Connection A	Hex SW	Hex1 SW1	L mm	L1 mm	D mm	D1 mm	D2 mm	Working Press. in bar	Version	Seal	Part Number	DS
G 1/4	27		91	12	29,5		29	315	Pressure E.	NBR	TIF2511	☐
G 3/8	27		91	12	29,5		29	315	Pressure E.	NBR	TIF2511-38	☐

Plugs

TEMA Series TIF2500

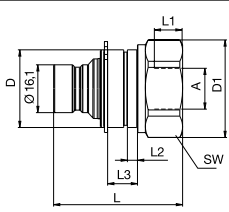


Female Thread

Connection A	Hex SW	Hex1 SW1	L mm	L1 mm	D mm	D1 mm	D2 mm	Working Press. in bar	Version	Seal	Part Number	DS
G 1/4	22		49	12	24,5			315	Standard	NBR	TIF2520	☐
G 1/4	22		49	12	24,5			315	Stainl. Steel	FKM	TIF2520 RV	☐
G 3/8	22		49	12	24,5			315	Standard	NBR	TIF2520-38	☐

Plugs for Multiplate

TEMA Series TIF2500

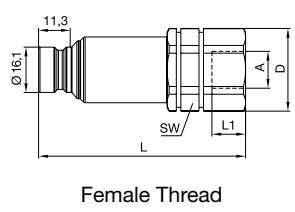


Female Thread with locking ring according to DIN 471 Standard

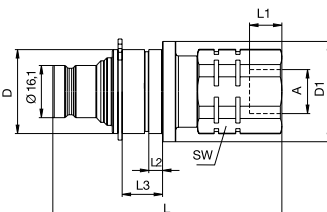
Connection A	Hex SW	L mm	L1 mm	L2 mm	L3 mm	D mm	D1 mm	D2 mm	Working Press. in bar	Version	Seal	Part Number	DS
G 1/4	32	49	12	5,2	15,3	28,8	32		315	Standard	NBR	TIF2520 E	☐

⚠ Please consider our security advices on the pages 12/13 ⚠

Plugs with Pressure Eliminator **TEMA Series TIF2500**

	Connection A	Hex SW	Hex1 SW1	L mm	L1 mm	D mm	D1 mm	D2 mm	Working Press. in bar	Version	Seal	Part Number	DS
 <p>Female Thread</p>	G 1/4	27		74		29,5			315	Pressure Eli.	NBR	TIF2521	■
	G 3/8	27		74		29,5			315	Pressure Eli.	NBR	TIF2521-38	■□

Plugs with Pressure Eliminator for Multiplate **TEMA Series TIF2500**

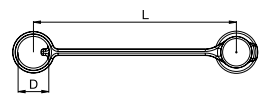
	Connection A	Hex SW	L mm	L1 mm	L2 mm	L3 mm	D mm	D1 mm	D2 mm	Working Press. in bar	Version	Seal	Part Number	DS
 <p>Female Thread with locking ring according to DIN 471 Standard</p>	G 1/4	27	74	12	5,2	15,3	28,8	34		315	Press. Eli.	NBR	TIF2521E	■□
	G 3/8	27	74	12	5,2	15,3	28,8	34		315	Press. Eli.	NBR	TIF2521-38 E	■□

Seal-Kit for Plugs **TEMA Series TIF2500**

Description	Material	Part Number	DS
Plug	NBR	TIF2500-PSN	■□
Plug	FKM	TIF2500-PSV	■□
Plug	EPDM	TIF2500-PSEP	■□
Plug	PUR	TIF2500-PSPU	■
Further sealing materials on request.			

Dust Protection **TEMA Series TIF2500**

Description	L mm	D mm	Material	Color	Part Number	DS
Coupling	160	24	PVC	Blue	TIF2516	■
Plug	160	23	PVC	Blue	TIF2526	■□



Further colors on request.

DS = Delivery Status: ■ in stock ■□ on short call □ medium term delivery



Technical Description

The IF series plug profile is produced according to ISO Standard 16028 and is compatible with other makes of the same standard. These couplings offer an absolutely dry break – no oil loss during uncoupling. Thanks to the valve construction, the coupling has a minimum pressure drop, and thus achieves maximum cost-effectiveness.

Additional threads on request.

Advantages

The coupling can be operated with one hand and is equipped with a safety locking device to prevent unintentional uncoupling. With the pressure eliminator it is possible to couple under static pressure until working pressure.

Available Valves



Working Pressure

See chart.

Working Temperature*

-30°C up to +100°C (NBR)
-25°C up to +200°C (FKM)
depending on the medium.

*At a temperature below -25°C and above +200°C special seals are available on request.

Material

Coupling

Coupling Body
Sleeve
Valve
Springs
Locking Balls
Seals
Valve Holder
Thread Body

Standard

Steel, nitrocarburizing
Steel, Zinc Pl., Yellow pass., sealed
Steel, Zinc Pl., Yellow pass., sealed
AISI 301
AISI 420 C
NBR
Steel, Zinc Pl., Yellow pass., sealed
Steel, Zinc Pl., Yellow pass., sealed

Stainl. Steel

AISI 316
AISI 316
AISI 316
AISI 301
AISI 420 C
FKM
AISI 316
AISI 316

Brass Version

Brass, Nickel Plated
Brass, Nickel Plated
Brass, Nickel Plated
AISI 301
AISI 420 C
NBR
Brass, Nickel Plated
Brass, Nickel Plated

Plug

Plug Body
Valve
Springs
Seals
Valve Holder
Thread Body

Steel, Hardened, Zinc Pl., Yellow passivated, sealed
Steel, Zinc Pl., Yellow pass., sealed
AISI 301
NBR/PUR
Brass
Steel, Yellow Zinc Pl., sealed

AISI 316
AISI 316
AISI 301
FKM
AISI 316
AISI 316

Brass, Nickel Plated
Brass, Nickel Plated
AISI 301
NBR
Brass
Brass, Nickel Plated

Pressure Eliminator Version (Coupling/Plug)

- 2. Valve Brass
- 2. Valve Holder (up to 100°C) Zinc Casting (NBR)
- 2. Valve Holder (over 100°C) Brass (EPDM a. FKM)

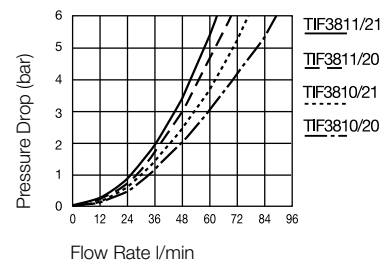
Pressure (Coupling/Plug)

Bursting Pressure coupled >1000 bar >1000 bar >200 bar
Working Pressure uncoupled 250 bar 150 bar/250 bar 50 bar



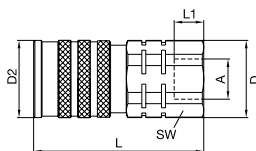
64% of actual size

Flow Capacity Viscosity for 32cSt at 40°C as per ISO 7241/2-2000



Couplings

TEMA Series TIF3800

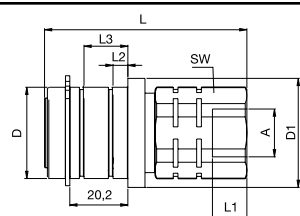


Female Thread

Connection A	Hex SW	Hex1 SW1	L mm	L1 mm	D mm	D1 mm	D2 mm	Working Press. in bar	Version	Seal	Part Number	DS
G 3/8	30		71	12	32		32	250	Standard	NBR	TIF3810	■
G 3/8	30		71	12	32		32	250	Stainl. Steel	FKM	TIF3810 RV	■
G 3/8	30		71	12	32		32	50	Brass	NBR	TIF3810 M	■
G 1/2	30		73	14	32		32	250	Standard	NBR	TIF3810-50	■
G 1/2	30		73	14	32		32	250	Stainl. Steel	FKM	TIF3810-50 RV	■
G 1/2	30		73	14	32		32	50	Brass	NBR	TIF3810-50 M	■

Couplings for Multiplate

TEMA Series TIF3800

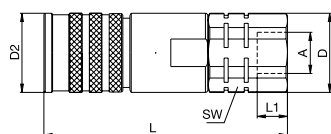


Female Thread with locking ring according to DIN 471 Standard

Connection A	Hex SW	L mm	L1 mm	L2 mm	L3 mm	D mm	D1 mm	D2 mm	Working Press. in bar	Version	Seal	Part Number	DS
G 3/8 IG	30	71	12	5,2	15,3	31,8	38		250	Standard	NBR	TIF3810 E	■ □
G 1/2 IG	30	73	14	5,2	15,3	31,8	38		250	Standard	NBR	TIF3810-50 E	■ □

Couplings with Pressure Eliminator

TEMA Series TIF3800

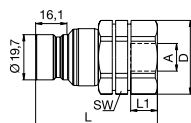


Female Thread

Connection A	Hex SW	Hex1 SW1	L mm	L1 mm	D mm	D1 mm	D2 mm	Working Press. in bar	Version	Seal	Part Number	DS
G 3/8 IG	30		99	12	32		32	250	Pressure Eli.	NBR	TIF3811	■ □
G 1/2 IG	30		101	14	32		32	250	Pressure Eli.	NBR	TIF3811-50	■ □

Plugs

TEMA Series TIF3800

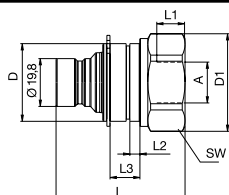


Female Thread

Connection A	Hex SW	Hex1 SW1	L mm	L1 mm	D mm	D1 mm	D2 mm	Working Press. in bar	Version	Seal	Part Number	DS
G 3/8 IG	30		58	12	32			250	Standard	NBR	TIF3820	■ □
G 3/8 IG	30		58	12	32			250	Stainl. Steel	FKM	TIF3820 RV	■ □
G 3/8 IG	30		58	12	32			50	Brass	NBR	TIF3820 M	■ □
G 1/2 IG	30		60	12	32			250	Standard	NBR	TIF3820-50	■ □
G 1/2 IG	30		60	12	32			250	Stainl. Steel	FKM	TIF3820-50 RV	■ □
G 1/2 IG	30		60	12	32			50	Brass	NBR	TIF3820-50 M	■ □

Plugs for Multiplate

TEMA Series TIF3800



Female Thread with locking ring according to DIN 471 Standard

Connection A	Hex SW	L mm	L1 mm	L2 mm	L3 mm	D mm	D1 mm	D2 mm	Working Press. in bar	Version	Seal	Part Number	DS
G 3/8 IG	30	58	12	5,2	15,3	31,8	36		250	Standard	NBR	TIF3820 E	■ □

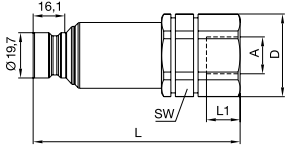
DS = Delivery Status: ■ in stock

□ on short call

□ medium term delivery

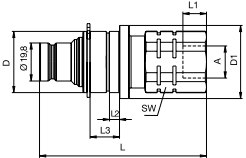
Plugs with Pressure Eliminator

TEMA Series TIF3800

 Female Thread	Connection A	Hex SW	Hex1 SW1	L mm	L1 mm	D mm	D1 mm	D2 mm	Working Press. in bar	Version	Seal	Part Number	DS
	G 3/8 IG	30		87	12	32				250	Pressure Eli.	NBR	TIF3821
G 1/2 IG	30		89	14	32				250	Pressure Eli.	NBR	TIF3821-50	■

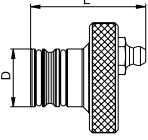
Plugs with Pressure Eliminator for Multiplate

TEMA Series TIF3800

 Female Thread	Connection A	Hex SW	L mm	L1 mm	L2 mm	L3 mm	D mm	D1 mm	D2 mm	Working Press. in bar	Version	Seal	Part Number	DS
	G 3/8 IG	30	87	12	5,2	15,3	31,8	38			250	Press. Eli.	NBR	TIF3821 E
G 1/2 IG	30	89	14	5,2	15,3	31,8	38			250	Press. Eli.	NBR	TIF3821-50 E	■

Lubrication Nipple

TEMA Series TIF3800

	Description	L mm	D mm	Part Number	DS
	Coupling		39	20	TGRIF38

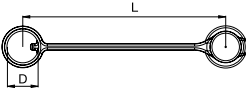
Seal-Kit for Plug

TEMA Series TIF3800

Description	Material	Part Number	DS
Plug	NBR	TIF3800-PSN	■
Plug	FKM	TIF3800-PSV	■
Plug	EPDM	TIF3800-PSEP	■
Plug	PUR	TIF3800-PSPU	■
Further sealing materials on request.			

Dust Protection

TEMA Series TIF3800

	Description	L mm	D mm	Material	Color	Part Number	DS
	Coupling		170	28	PVC	Blue	TIF3816
Coupling		170	28	PVC	Red	TIF3816 R	■
Plug		170	28	PVC	Blue	TIF3826	■
Plug		170	28	PVC	Red	TIF3826 R	■
Further colors on request.							

⚠ Please consider our security advices on the pages 12/13 ⚠



Nominal Diameter

12.5 = 122 mm²

TEMA Series

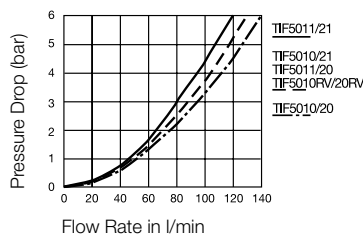
TIF5000



60% of actual size



Flow Capacity Viscosity for 32cSt at 40°C as per ISO 7241/2-2000



Technical Description

The IF series plug profile is produced according to ISO Standard 16028 and is compatible with other makes of the same standard. These couplings offer an absolutely dry break – no oil loss during uncoupling. Thanks to the valve construction, the coupling has a minimum pressure drop, and thus achieves maximum cost-effectiveness.

Additional threads on request.

Advantages

The coupling can be operated with one hand and is equipped with a safety locking device to prevent unintentional uncoupling. With the pressure eliminator it is possible to establish a coupling under static pressure until working pressure.

Available Valves



Working Pressure

See chart.

Working Temperature*

-30°C up to +100°C (NBR)
-25°C up to +200°C (FKM)
depending on the medium.

*At a temperature below -25°C and above +200°C special seals are available on request.

Material

Coupling

Coupling Body
Sleeve
Valve
Springs
Locking Balls
Seals
Valve Holder
Thread Body

Standard

Steel, nitrocarburizing
Steel, Zinc Pl., Yellow pass., sealed
Steel, Zinc Pl., Yellow pass., sealed
AISI 301
AISI 420 C
NBR
Steel, Zinc Pl., Yellow pass., sealed
Steel, Zinc Pl., Yellow pass., sealed

Stainless Steel Version

AISI 316
AISI 316
AISI 316
AISI 301
AISI 420 C
FKM
AISI 316
AISI 316

Plug

Plug Connection Face

Steel, Hardened, Zinc Plated, Yellow passivated, sealed
Steel, Zinc Pl., Yellow pass., sealed
AISI 301
NBR/PUR
Brass
Steel, Yellow Zinc Plated, sealed

AISI 316
AISI 316
AISI 301
FKM
AISI 316
AISI 316

Valve

Springs

Seals

Valve Holder

Thread Body

Pressure Eliminator Version (Coupling/Plug)

2. Valve
2. Valve Holder (up to 100°C)
2. Valve Holder (over 100°C)

Brass
Zinc Casting (NBR)
Brass (EPDM a. FKM)

Pressure (Coupling/Plug)

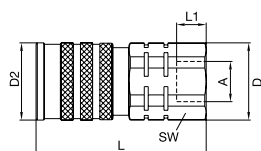
Bursting Pressure coupled
Working Pressure uncoupled

> 1000 bar
250 bar

> 1000 bar
150 bar/250 bar

Couplings

TEMA Series TIF5000



Female Thread

Connection A	Hex SW	Hex1 SW1	L mm	L1 mm	D mm	D1 mm	D2 mm	Working Press. in bar	Version	Seal	Part Number	DS
G 1/2	36		76	14	40		39	250	Standard	NBR	TIF5010	■
G 1/2	36		76	14	40		39	250	Stainl. Steel	FKM	TIF5010 RV	■□
G 3/4	36		80	16	40		39	250	Standard	NBR	TIF5010-75	■□
G 3/4	36		80	16	40		39	250	Stainl. Steel	FKM	TIF5010-75 RV	■□

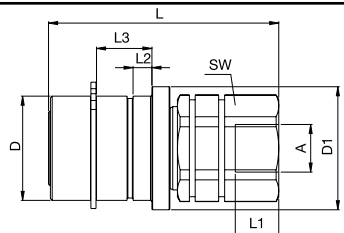
DS = Delivery Status: ■ in stock

■□ on short call

□ medium term delivery

Couplings for Multiplate

TEMA Series TIF5000

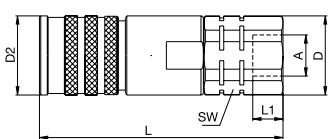


Female Thread with locking ring according to DIN 471 Standard

Connection A	Hex SW	L mm	L1 mm	L2 mm	L3 mm	D mm	D1 mm	D2 mm	Working Press. in bar	Version	Seal	Part Number	DS
G 1/2	36	76	14	5,2	15,3	39,8	46		250	Standard	NBR	TIF5010 E	■
G 3/4	36	80	16	5,2	15,3	39,8	46		250	Standard	NBR	TIF5010-75 E	■

Couplings with Pressure Eliminator

TEMA Series TIF5000

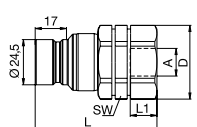


Female Thread

Connection A	Hex SW	Hex1 SW1	L mm	L1 mm	D mm	D1 mm	D2 mm	Working Press. in bar	Version	Seal	Part Number	DS
G 1/2	40		112	14	43		39	250	Pressure Eli.	NBR	TIF5011	■
G 3/4	40		115	16	43		39	250	Pressure Eli.	NBR	TIF5011-75	■

Plugs

TEMA Series TIF5000

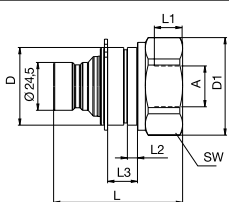


Female Thread

Connection A	Hex SW	Hex1 SW1	L mm	L1 mm	D mm	D1 mm	D2 mm	Working Press. in bar	Version	Seal	Part Number	DS
G 1/2	36		66	14	40			250	Standard	NBR	TIF5020	■
G 1/2	36		66	14	40			250	Stainl. Steel	FKM	TIF5020 RV	■
G 3/4	36		70	16	40			250	Standard	NBR	TIF5020-75	■
G 3/4	36		70	16	40			250	Stainl. Steel	FKM	TIF5020-75 RV	■

Plugs for Multiplate

TEMA Series TIF5000



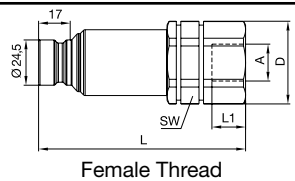
Female Thread with locking ring according to DIN 471 Standard

Connection A	Hex SW	L mm	L1 mm	L2 mm	L3 mm	D mm	D1 mm	D2 mm	Working Press. in bar	Version	Seal	Part Number	DS
G 1/2	45	66	14	5,2	15,3	39,8	45		250	Standard	NBR	TIF5020 E	■

⚠ Please consider our security advices on the pages 12/13 ⚠

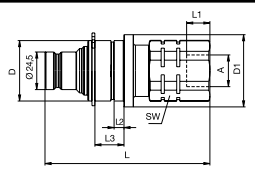
Plugs with Pressure Eliminator **TEMA Series TIF5000**

Connection A	Hex SW	Hex1 SW1	L mm	L1 mm	D mm	D1 mm	D2 mm	Working Press. in bar	Version	Seal	Part Number	DS
G 1/2	40		98	14	43			250	Pressure Eli.	NBR	TIF5021	■
G 3/4	40		101	16	43			250	Pressure Eli.	NBR	TIF5021-75	■□



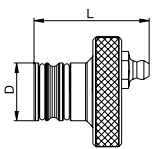
Plugs with Pressure Eliminator for Multiplate **TEMA Series TIF5000**

Connection A	Hex SW	L mm	L1 mm	L2 mm	L3 mm	D mm	D1 mm	D2 mm	Working Press. in bar	Version	Seal	Part Number	DS
G 1/2	40	98	14	5,2	15,3	39,8	46		250	Press. Eli.	NBR	TIF5021 E	■□
G 3/4	40	101	16	5,2	15,3	39,8	46		250	Press. Eli.	NBR	TIF5021-75 E	■□



Lubrication Nipple **TEMA Series TIF5000**

Description	L mm	D mm	Part Number	DS
Coupling	42	25	TGRIF50	■□

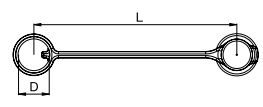


Seal-Kit for Plug **TEMA Series TIF5000**

Description	Material	Part Number	DS
Plug	NBR	TIF5000-PSN	■□
Plug	FKM	TIF5000-PSV	■□
Plug	EPDM	TIF5000-PSEP	■□
Plug	PUR	TIF5000-PSPU	■
Further sealing materials on request.			

Dust Protection **TEMA Serie TIF5000**

Description	L mm	D mm	Material	Color	Part Number	DS
Coupling	185	35	PVC	Blue	TIF5016	■
Plug	185	35	PVC	Blue	TIF5026	■
Further colors on request.						



DS = Delivery Status: ■ in stock ■□ on short call □ medium term delivery



Technical Description

The IF series plug profile is produced according to ISO Standard 16028 and is compatible with other makes of the same standard. These couplings offer an absolutely dry break – no oil loss during uncoupling. Thanks to the valve construction, the coupling has a minimum pressure drop, and thus achieves maximum cost-effectiveness.

Additional threads on request.

Advantages

The coupling can be operated with one hand and is equipped with a safety locking device to prevent unintentional uncoupling. With the pressure eliminator it is possible to couple under static pressure until working pressure.

Available Valves



Working Pressure

See chart.

Working Temperature*

-30°C up to +100°C (NBR)
-25°C up to +200°C (FKM)
depending on the medium.

*At a temperature below -25°C and above +200°C special seals are available on request.

Material

Coupling

Coupling Body
Sleeve
Valve
Springs
Locking Balls
Seals
Valve Holder
Thread Body

Standard

Steel, nitrocarburizing
Steel, Zinc Pl., Yellow pass., sealed
Steel, Zinc Pl., Yellow pass., sealed
AISI 301
AISI 420 C
NBR
Steel, Zinc Pl., Yellow pass., sealed
Steel, Zinc Pl., Yellow pass., sealed

Stainless Steel Version

AISI 316
AISI 316
AISI 316
AISI 301
AISI 420 C
FKM
AISI 316
AISI 316

Plug

Plug Body

Valve
Springs
Seals
Valve Holder
Thread Body

Steel, Hardened, Zinc Plated, Yellow passivated, sealed
Steel, Zinc Pl., Yellow pass., sealed
AISI 301
NBR/PUR
Brass
Steel, Zinc Pl., Yellow pass., sealed

AISI 316

AISI 316
AISI 301
FKM
AISI 316
AISI 316

Pressure Eliminator Version (Coupling/Plug)

2. Valve Brass
2. Valve Holder Brass

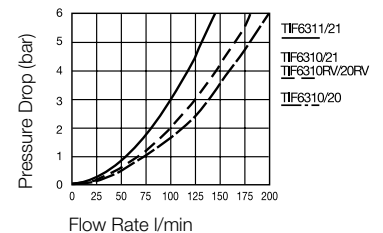
Pressure (Coupling/Plug)

Bursting Pressure coupled >1000 bar
Working Pressure uncoupled 250 bar



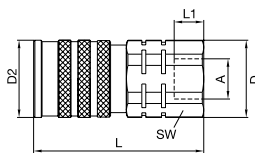
55% of actual size

Flow Capacity Viscosity for 32cSt at 40°C as per ISO 7241/2-2000



Couplings

TEMA Series TIF6300

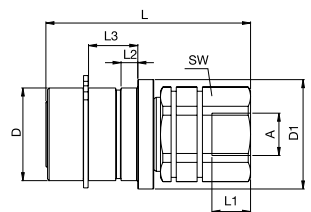


Female Thread

Connection A	Hex SW	Hex1 SW1	L mm	L1 mm	D mm	D1 mm	D2 mm	Working Press. in bar	Version	Seal	Part Number	DS
G 3/4	40		82	16	43		42	250	Standard	NBR	TIF6310	■
G 3/4	40		82	16	43		42	250	Stainl. Steel	FKM	TIF6310 RV	■

Couplings for Multiplate

TEMA Series TIF6300

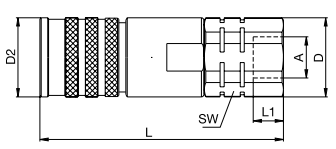


Female Thread with locking ring according to DIN 471 Standard

Connection A	Hex SW	L mm	L1 mm	L2 mm	L3 mm	D mm	D1 mm	D2 mm	Working Press. in bar	Version	Seal	Part Number	DS
G 3/4	40	82	16	5,2	15,3	41,8	48		250	Standard	NBR	TIF6310 E	<input checked="" type="checkbox"/>

Couplings with Pressure Eliminator

TEMA Series TIF6300

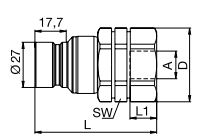


Female Thread

Connection A	Hex SW	Hex1 SW1	L mm	L1 mm	D mm	D1 mm	D2 mm	Working Press. in bar	Version	Seal	Part Number	DS
G 3/4	40		117	16	43		42	250	Pressure Eli.	NBR	TIF6311	<input checked="" type="checkbox"/>

Plugs

TEMA Series TIF6300

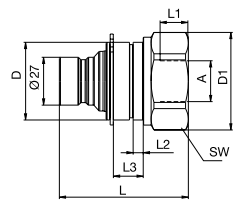


Female Thread

Connection A	Hex SW	Hex1 SW1	L mm	L1 mm	D mm	D1 mm	D2 mm	Working Press. in bar	Version	Seal	Part Number	DS
G 3/4	36		71	16	40			250	Standard	NBR	TIF6320	<input checked="" type="checkbox"/>
G 3/4	36		71	16	40			250	Stainl. Steel	FKM	TIF6320 RV	<input checked="" type="checkbox"/>

Plugs for Multiplate

TEMA Series TIF6300



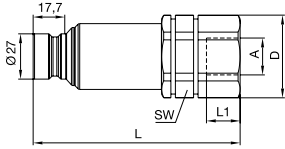
Female Thread with locking ring according to DIN 471 Standard

Connection A	Hex SW	L mm	L1 mm	L2 mm	L3 mm	D mm	D1 mm	D2 mm	Working Press. in bar	Version	Seal	Part Number	DS
G 3/4	46	71	16	5,2	15,3	39,8	46		250	Standard	NBR	TIF6320 E	<input checked="" type="checkbox"/>

DS = Delivery Status: in stock on short call medium term delivery

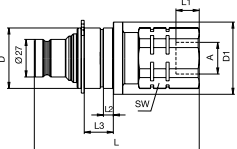
Plugs with Pressure Eliminator

TEMA Series TIF6300

	Connection A	Hex SW	Hex1 SW1	L mm	L1 mm	D mm	D1 mm	D2 mm	Working Press. in bar	Version	Seal	Part Number	DS
 <p>Female Thread</p>	G 3/4	40		101	16	43			250	Pressure Eli.	NBR	TIF6321	<input type="checkbox"/>

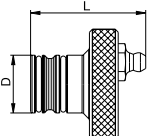
Plugs with Pressure Eliminator for Multiplate

TEMA Series TIF6300

	Connection A	Hex SW	L mm	L1 mm	L2 mm	L3 mm	D mm	D1 mm	D2 mm	Working Press. in bar	Version	Seal	Part Number	DS
 <p>Female Thread with locking ring according to DIN 471 Standard</p>	G 3/4	40	101	16	5,2	15,3	41,8	46		250	Press.Eli.	NBR	TIF6321 E	<input type="checkbox"/>

Lubrication Nipple

TEMA Series TIF6300

	Description	L mm	D mm	Part Number	DS
	Coupling	43	27	TGRIF63	<input type="checkbox"/>

Seal-Kit for Plug

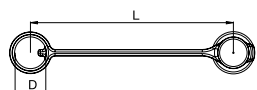
TEMA Series TIF6300

Description	Material	Part Number	DS
Plug	NBR	TIF6300-PSN	<input type="checkbox"/>
Plug	FKM	TIF6300-PSV	<input type="checkbox"/>
Plug	EPDM	TIF6300-PSEP	<input type="checkbox"/>
Plug	PUR	TIF6300-PSPU	<input type="checkbox"/>
Further sealing materials on request.			

Dust Protection

TEMA Series TIF6300

Description	L mm	D mm	Material	Color	Part Number	DS
Coupling	215	37	PVC	Blue	TIF6316	<input type="checkbox"/>
Plug	215	37	PVC	Blue	TIF6326	<input type="checkbox"/>
Further colors on request.						





Nominal Diameter

19 = 280 mm²

TEMA Series

TIF7500



47% of actual size



Technical Description

The IF series plug profile is produced according to ISO Standard 16028 and is compatible with other makes of the same standard. These couplings offer an absolutely dry break – no oil loss during uncoupling. Thanks to the valve construction, the coupling has a minimum pressure drop, and thus achieves maximum cost-effectiveness.

Additional thread on request.

Advantages

The coupling can be operated with one hand and is equipped with a safety locking device to prevent unintentional uncoupling. With the pressure eliminator it is possible to couple under static pressure until working pressure.

Available Valves



Working Pressure

See chart.

Working Temperature*

-30°C up to +100°C (NBR)
-25°C up to +200°C (FKM)
depending on the medium.

*At a temperature below -25°C and above +200°C special seals are available on request.

Material

Coupling

- Coupling Body
- Sleeve
- Valve
- Springs
- Locking Balls
- Seals
- Valve Holder
- Thread Body

Standard

- Steel, nitrocarburizing
- Steel, Zinc Pl., Yellow pass., sealed
- Steel, Zinc Pl., Yellow pass., sealed
- AISI 301
- AISI 420 C
- NBR
- Steel, Zinc Pl., Yellow pass., sealed
- Steel, Zinc Pl., Yellow pass., sealed

Stainless Steel Version

- AISI 316
- AISI 316
- AISI 316
- AISI 301
- AISI 420 C
- FKM
- AISI 316
- AISI 316

Plug

Plug Body

- Steel, Hardened, Zinc Pl., Yellow passivated, sealed
- Steel, Zinc Pl., Yellow pass., sealed
- AISI 301
- NBR/PUR
- Brass
- Steel, Zinc Pl., Yellow pass., sealed

- AISI 316
- AISI 316
- AISI 301
- FKM
- AISI 316
- AISI 316

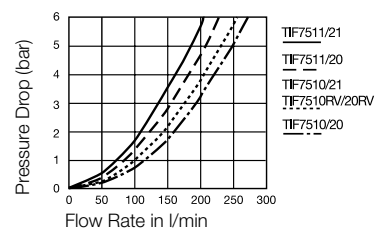
Pressure Eliminator Version (Coupling/Plug)

- 2. Valve Brass
- 2. Valve Holder Brass

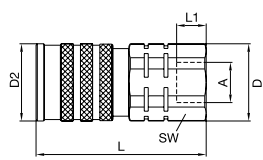
Pressure (Coupling/Plug)

- Bursting Pressure coupled > 1000 bar
- Working Pressure uncoupled 250 bar
- > 1000 bar
- 150 bar/250 bar

Flow Capacity Viscosity for 32cSt at 40°C as per ISO 7241/2-2000



Couplings TEMA Series TIF7500



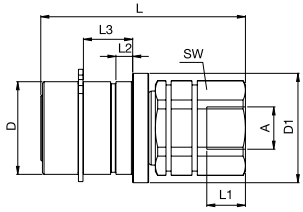
Female Thread

Connection A	Hex SW	Hex1 SW1	L mm	L1 mm	D mm	D1 mm	D2 mm	Working Press. in bar	Version	Seal	Part Number	DS
G 3/4	46		96	16	50		46	250	Standard	NBR	TIF7510	■
G 3/4	46		96	16	50		46	250	Stainl. Steel	FKM	TIF7510 RV	■□
G 1	46		102	18	50		46	250	Standard	NBR	TIF7510-100	■□
G 1	46		102	18	50		46	250	Stainl. Steel	FKM	TIF7510-100 RV	■□

DS = Delivery Status: ■ in stock ■□ on short call □ medium term delivery

Couplings for Multiplate

TEMA Series TIF7500

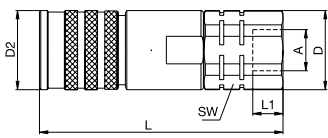


Female Thread with locking ring according to DIN 471 Standard

Connection A	Hex SW	L mm	L1 mm	L2 mm	L3 mm	D mm	D1 mm	D2 mm	Working Press. in bar	Version	Seal	Part Number	DS
G 3/4	46	95	16	5,2	15,3	46,8	53		250	Standard	NBR	TIF7510 E	■
G 1	46	101	18	5,2	15,3	46,8	53		250	Standard	NBR	TIF7510-100 E	■

Couplings with Pressure Eliminator

TEMA Series TIF7500

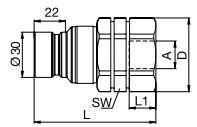


Female Thread

Connection A	Hex SW	Hex1 SW1	L mm	L1 mm	D mm	D1 mm	D2 mm	Working Press. in bar	Version	Seal	Part Number	DS
G 3/4	50		130	16	54		46	250	Pressure Eli.	NBR	TIF7511	■
G 1	50		136	16	54		46	250	Pressure Eli	NBR	TIF7511-100	■

Plugs

TEMA Series TIF7500

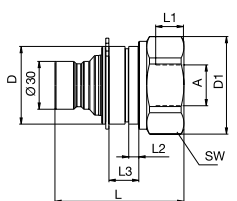


Female Thread

Connection A	Hex SW	Hex1 SW1	L mm	L1 mm	D mm	D1 mm	D2 mm	Working Press. in bar	Version	Seal	Part Number	DS
G 3/4	46		77	16	50			250	Standard	NBR	TIF7520	■
G 3/4	46		77	16	50			250	Stainl. Steel	FKM	TIF7520 RV	■
G 1	46		83	18	50			250	Standard	NBR	TIF7520-100	■
G 1	46		83	18	50			250	Stainl. Steel	FKM	TIF7520-100 RV	■

Plugs for Multiplate

TEMA Series TIF7500



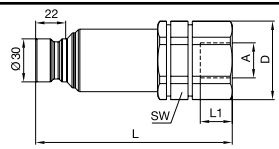
Female Thread with locking ring according to DIN 471 Standard

Connection A	Hex SW	L mm	L1 mm	L2 mm	L3 mm	D mm	D1 mm	D2 mm	Working Press. in bar	Version	Seal	Part Number	DS
G 3/4	50	83	16	5,2	15,3	46,8	50		250	Standard	NBR	TIF7520 E	■

⚠ Please consider our security advices on the pages 12/13 ⚠

Plugs with Pressure Eliminator **TEMA Series TIF7500**

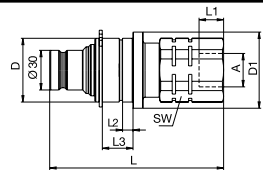
Connection A	Hex SW	Hex1 SW1	L mm	L1 mm	D mm	D1 mm	D2 mm	Working Press. in bar	Version	Seal	Part Number	DS
G 3/4 IG	50		114	16	54			250	Pressure Eli.	NBR	TIF7521	■
G 1 IG	50		120	16	54			250	Pressure Eli.	NBR	TIF7521-100	■□



Female Thread

Plugs with Pressure Eliminator for Multiplate **TEMA Series TIF7500**

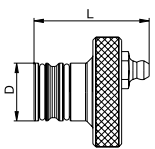
Connection A	Hex SW	L mm	L1 mm	L2 mm	L3 mm	D mm	D1 mm	D2 mm	Working Press. in bar	Version	Seal	Part Number	DS
G 3/4	50	114	16	5,2	15,3	46,8	53		250	Press. Eli.	NBR	TIF7521 E	■□
G 1	50	120	16	5,2	15,3	46,8	53		250	Press. Eli.	NBR	TIF7521-100 E	■□



Female Thread with locking ring according to DIN 471 Standard

Lubrication Nipple **TEMA Series TIF7500**

Description	L mm	D mm	Part Number	DS
Coupling	48	30	TGRIF75	■□



Seal-Kit for Plug **TEMA Series TIF7500**

Description	Material	Part Number	DS
Plug	NBR	TIF7500-PSN	■□
Plug	FKM	TIF7500-PSV	■□
Plug	EPDM	TIF7500-PSEP	■□
Plug	PUR	TIF7500-PSPU	■□
Further sealing materials on request.			

Dust Protection **TEMA Series TIF7500**

Description	L mm	D mm	Material	Color	Part Number	DS
Coupling	185	42	PVC	Blue	TIF7516	■
Plug	185	42	PVC	Blue	TIF7526	■□
Further colors on request.						



DS = Delivery Status: ■ in stock ■□ on short call □ medium term delivery



Technical Description

The IF series plug profile is produced according to ISO Standard 16028 and is compatible with other makes of the same standard. These couplings offer an absolutely dry break – no oil loss during uncoupling. Thanks to the valve construction, the coupling has a minimum pressure drop, and thus achieves maximum cost-effectiveness.

Additional threads on request.

Advantages

The coupling can be operated with one hand and is equipped with a safety locking device to prevent unintentional uncoupling. With the pressure eliminator it is possible to couple under static pressure until working pressure.

Available Valves



Working Pressure

See chart.

Working Temperature*

-30°C up to +100°C (NBR)
-25°C up to +200°C (FKM)
depending on the medium.

*At a temperature below -25°C and above +200°C special seals are available on request.

Material

Coupling

Coupling Body
Sleeve

Valve
Springs
Locking Balls
Seals
Valve Holder
Thread Body

Plug

Plug Body

Valve
Springs
Seals
Valve Holder
Thread Body

Standard

Steel, nitrocarburizing
Steel, Zinc Pl., Yellow pass., sealed
Steel, Zinc Pl., Yellow pass., sealed
AISI 301
AISI 420 C
NBR
Steel, Zinc Pl., Yellow pass., sealed
Steel, Zinc Pl., Yellow pass., sealed

Stainless Steel Version

AISI 316
AISI 316
AISI 316
AISI 301
AISI 420 C
FKM
AISI 316
AISI 316

Pressure Eliminator Version (Coupling/Plug)

2. Valve Brass
2. Valve Holder Brass

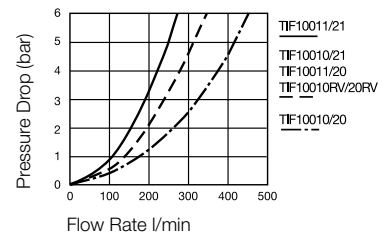
Pressure (Coupling/Plug)

Bursting Pressure coupled >800 bar
Working Pressure uncoupled 200 bar

43% of actual size



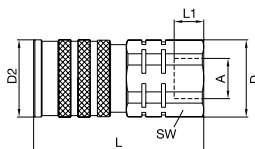
Flow Capacity Viscosity for 32cSt at 40°C as per ISO 7241/2-2000



Couplings

TEMA Series TIF10000

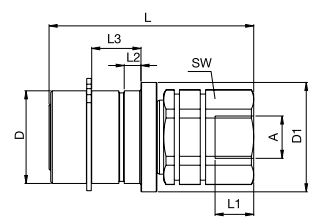
Connection A	Hex SW	Hex1 SW1	L mm	L1 mm	D mm	D1 mm	D2 mm	Working Press. in bar	Version	Seal	Part Number	DS
G 1	55		105	18	60		55	200	Standard	NBR	TIF10010	■
G 1	55		109	20	60		55	200	Stainl. Steel	FKM	TIF10010 RV	■
G 1 1/4	55		106	19	60		55	200	Standard	NBR	TIF10010-125	■
G 1 1/4	55		105	18	60		55	200	Stainl. Steel	FKM	TIF10010-125 RV	■



Female Thread

Couplings for Multiplate

TEMA Series TIF10000

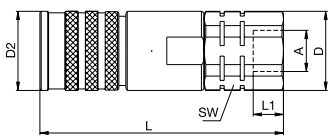


Female Thread with locking ring according to DIN 471 Standard

Connection A	Hex SW	L mm	L1 mm	L2 mm	L3 mm	D mm	D1 mm	D2 mm	Working Press. in bar	Version	Seal	Part Number	DS
G 1	55	105	18	5,2	15,3	59,8	65		250	Standard	NBR	TIF10010 E	■ □
G 1 1/4	55	109	20	5,2	15,3	59,8	65		250	Standard	NBR	TIF10010-125 E	■ □

Couplings with Pressure Eliminator

TEMA Series TIF10000

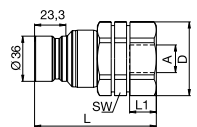


Female Thread

Connection A	Hex SW	Hex1 SW1	L mm	L1 mm	D mm	D1 mm	D2 mm	Working Press. in bar	Version	Seal	Part Number	DS
G 1	55		143	18	60		55	250	Pressure Eli.	NBR	TIF10011	■ □
G 1 1/4	55		146	20	60		55	250	Pressure Eli.	NBR	TIF10011-125	■ □

Plugs

TEMA Series TIF10000

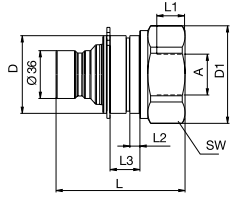


Female Thread

Connection A	Hex SW	Hex1 SW1	L mm	L1 mm	D mm	D1 mm	D2 mm	Working Press. in bar	Version	Seal	Part Number	DS
G 1	55		89	18	60			200	Standard	NBR	TIF10020	■ □
G 1	55		93	20	60			200	Stainl. Steel	FKM	TIF10020 RV	■ □
G 1 1/4	55		90	19	60			200	Standard	NBR	TIF10020-125	■ □
G 1 1/4	55		89	18	60			200	Stainl. Steel	FKM	TIF10020-125 RV	■ □

Plugs for Multiplate

TEMA Series TIF10000



Female Thread with locking ring according to DIN 471 Standard

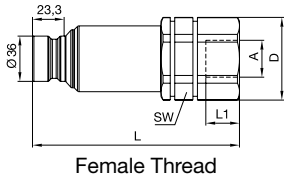
Connection A	Hex SW	L mm	L1 mm	L2 mm	L3 mm	D mm	D1 mm	D2 mm	Working Press. in bar	Version	Seal	Part Number	DS
G 1	65	89	18	5.2	15.3	59.8	65		200	Standard	NBR	TIF10020 E	■ □

DS = Delivery Status: ■ in stock □ on short call □ medium term delivery

Plugs with Pressure Eliminator

TEMA Series TIF10000

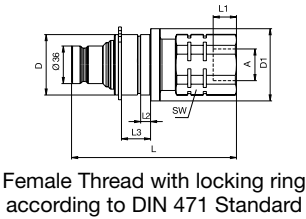
Connection A	Hex	Hex1	L	L1	D	D1	D2	Working Press. in bar	Version	Seal	Part Number	DS
	SW	SW1	mm	mm	mm	mm	mm					
G 1	55		126	18	60			200	Pressure Eli.	NBR	TIF10021	<input type="checkbox"/>
G 1 1/4	55		130	20	60			200	Pressure Eli.	NBR	TIF10021-125	<input type="checkbox"/>



Plugs with Pressure Eliminator for Multiplate

TEMA Series TIF10000

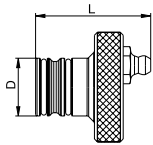
Connection A	Hex	L	L1	L2	L3	D	D1	Working Press. in bar	Version	Seal	Part Number	DS
	SW	mm	mm	mm	mm	mm	mm					
G 1	55	126	18	5,2	15,3	59,8	65	200	Pressure Eli.	NBR	TIF10021 E	<input type="checkbox"/>
G 1 1/4	55	130	20	5,2	15,3	59,8	65	200	Pressure Eli.	NBR	TIF10021-125 E	<input type="checkbox"/>



Lubrication Nipple

TEMA Series TIF10000

Description	L mm	D mm	Part Number	DS
Coupling	54	36	TGRIF100	<input type="checkbox"/>



Seal-Kit for Plug

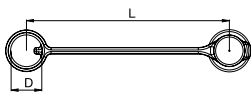
TEMA Series TIF10000

Description	Material	Part Number	DS
Coupling	NBR	T10000-PSN	<input type="checkbox"/>
	FKM	T10000-PSV	<input type="checkbox"/>
	EPDM	T10000-PSEP	<input type="checkbox"/>
	PUR	T10000-PSPU	<input type="checkbox"/>
Further sealing materials on request.			

Dust Protection

TEMA Series TIF10000

Description	L mm	D mm	Material	Color	Part Number	DS
Coupling	240	50	PVC	Blue	TIF10016	<input type="checkbox"/>
Plug	240	50	PVC	Blue	TIF10026	<input type="checkbox"/>
Further colors on request.						






TEMA Multi-coupling systems

TEMA MULTI-LINE®

Four in one go – that is what we call increased efficiency.

Safe coupling or uncoupling of up to four connections with one grip. What promised to be a significant increase in efficiency from a purely mathematical point of view is proving in practice to be even more efficient than expected. The coupling mechanism saves material and virtually precludes the danger of wrong connections. The optional parallel connection of electrical contacts

gives additional procedural safety and the hydraulic couplings with pressure eliminator – produced as standard – allow coupling even with dynamic/residual pressure in the system. Therefore, these coupling systems are truly multi talented in many application areas. You can find detailed information in the separate TEMA MULTI-LINE® catalogue.



C-Line Compact

This range primarily takes into account the requirements of mobile hydraulics for small dimensions. A highly variable, compact structure and the optional dual combination of 3/8", 1/2" and 3/4" couplings/electrical connections make this coupling system the optimum solution for excavation equipment, wheel loaders and other construction machinery.


C-Line Standard

Our standard mobile hydraulic system stands out for its numerous combination options, with up to four connections in the sizes of 3/8", 1/2" or 3/4". This multi-coupling can be supplied with or without electrical connection, as desired. The large selection of fixed or detachable locking levers also means that it is possible to find a suitable configuration for almost all extension situations.



I-Line Industry

Based on the C-Line modular housing system, this multi-coupling designed specially for applications in industry is fitted with an additional self-closing protective cap. Numerous combination options with up to four connections in the sizes of 3/8", 1/2" or 3/4" and the option of delivery with or without electrical connection open up a broad range of possible fields of application.



Quality with us is no accident.

A multi-coupling system is only ever as good as its individual components. With this in mind, the production process of each individual component is accompanied by careful quality checks by our staff at all stages. These controls start with appropriate quality control systems (ISO 9001, ISO 14001 and ISO/TS 16949) in the development phase. Before leaving the company, every unit is systematically checked for function and leakage and labelled with a serial number. This registration makes it easy for us to deliver the correct wearing/spare parts at any time.

The better alternative in many fields.

Our systems can be used in the broadest range of applications – whereby our C-Line coupling systems can be found predominantly in use in mobile hydraulics. The small dimensions and the highly variable combination make them ideal for use on excavation equipment, wheel loaders and other construction machinery. The I-Line is used in industrial mechanical engineering wherever simultaneous coupling of several connections results in increased efficiency; e.g. in injection moulding machines, foundries, paper machines, motor test stands, and special machines for the steel and automotive industry.





For everyone still looking for the right connection.



Our high-end quick connect coupling systems provide the right connection for every conceivable application and medium.



Measuring Nipples



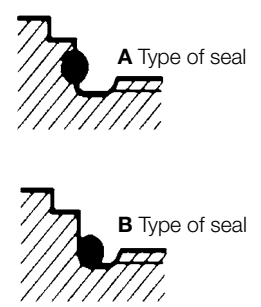
Technical description

Thanks to their advanced design, the measuring nipples are reliable components in our measuring device. They are made of hardened steel. The measuring nipples are maintenance free and are designed for temperatures from -40°C to +110°C. The integrated stop valve seals up to a 90% vacuum. All mechanical parts in the measuring nipple are made of corrosion proof materials. An O-ring is integrated in the thread of the measuring nipple as a seal. Available with two different types of covering cap.

- Fully sealed
- Maintenance-free
- Metal-to-metal seal

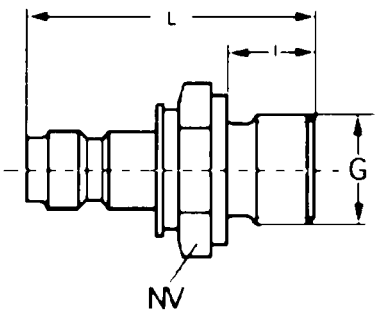
Maximum working pressure

Measuring nipple T120: 40 MPa (400 bar)
 Other parts: 60 MPa (600 bar)



Measuring Nipples TEMA System 100

G Male thread	Type of seal	L	I	Hex SW	Weight g	Part number with plastic cap	Part number with metal cap	DS
G 1/8"	A	29	7,5	15	20	T120	T120-126	■ □
G 1/4"	A	36	11	18	35	T121-125	T121-126	■ □
G 1/4"	B	36	11	18	35	T122-125	T122-126	■ □
M 12 x 1,5	A	36	11	18	35	T123-125	T123-126	■ □
M 14 x 1,5	A	36	11	20	40	T124-125	T124-126	■ □
M 10 x 1	A	29	7,5	15	40	T128-125	T128-126	■ □



Measuring nipple accessories TEMA System 100

Part	Part Number	DS
Plastic cap made of soft PVC	T125	■ □
Metal cap with O-ring seal. Quick-lock type coupling on nipple. Extra safety. Up to 75 MPa (750 bar)	T126K	■ □
Quick connect coupling for measuring nipple with integrated shut-off valve. Seal made of FKM. G 1/8 male thread	T150	■ □
Coupling body with measuring nipple, angle 90°	T150-90	■ □
Adapter coupling G1/4" IG	T150-137	■ □



DS = Delivery Status: ■ in stock □ on short call □ medium term delivery

Pressure Gauge/Measuring Handle/Self-Venting Block

Pressure gauge

- Filled with glycerine – suitable for temperatures to -40°C
- Special seal – quick change
- Measuring accuracy ± 1.6%
- Diameter 63 mm
- Pressure gauge connection G 1/4", male thread
- Scale with double graduation (MPa + bar)

Measuring handle

Measuring handle T101-2 is used for low pressures up to max. 60 bar.

- System 100 – time-saving quick connect couplings
- Shut-off valve in coupling body and nipple – dry break

Measuring handle T101-21A can be coupled even under full working pressure.

Self-venting block

In order to obtain exact measured values (particularly with dynamic pressure measurements), it is essential that there should be no air bubbles trapped between the measuring nipple and the pressure gauge. This can be checked simply and effectively with the Tema 100 Measuring System, since the air bubbles can easily be removed. It is possible to vent the system at maximum working pressure by using the venting screw.



Pressure gauge TEMA System 100

	Pressure Range	Part Number	DS
<p>Dimension Pressure gauge + measuring handle:</p> <p>+ Measuring handle T101-2</p> <p>+ Measuring handle T101-21A</p>	-1 to +1,5 bar	TMAN 04	<input type="checkbox"/>
	-1 to +15 bar	TMAN 05	<input type="checkbox"/>
	0 to +6 bar	TMAN 15	<input type="checkbox"/>
	0 to +10 bar	TMAN 10	<input type="checkbox"/>
	0 to +16 bar	TMAN 11	<input type="checkbox"/>
	0 to +25 bar	TMAN 12	<input type="checkbox"/>
	0 to +40 bar	TMAN 13	<input type="checkbox"/>
	0 to +60 bar	TMAN 14	<input type="checkbox"/>
	0 to +100 bar	TMAN 06	<input type="checkbox"/>
	0 to +250 bar	TMAN 07	<input type="checkbox"/>
	0 to +400 bar	TMAN 08	<input type="checkbox"/>
	0 to +600 bar	TMAN 09	<input type="checkbox"/>
	Rubber guard for pressure gauge	T100-40	<input type="checkbox"/>

Measuring handle/Self-venting block TEMA System 100

	Part	Part Number	DS
<p>Measuring handle</p> <p>Measuring handle can be coupled under pressure</p>	Measuring handle	T101-2	<input type="checkbox"/>
	Measuring handle can be coupled under pressure	T101-21A	<input type="checkbox"/>
<p>Alternative position for the venting screw</p> <p>ISO-G 1/8</p> <p>ISO-G 1/4</p>	Self-venting block	T101-3	<input type="checkbox"/>

⚠ Please consider our security advices on the pages 12/13 ⚠

High-Pressure Hoses

Technical description

Tema high-pressure hose – produced for measurements and mini-hydraulic systems. Exact selection of materials and production under strict control contribute to the satisfaction and reliable safety of the product. Max. working pressure 630 bar.

Material

Inner and outer hose: high-quality POLYAMIDE

Pressure carrier: KEVLAR

Caution: If the hoses are to be used for compressed air, this must be mentioned in the order.

Advantages

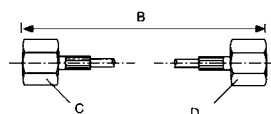
- Remains flexible, even under full working pressure, thanks to its small external dimensions and a suitable choice of materials.
- Resistant to all mineral and most synthetic oils
- Resistant to ageing
- No increase in volume (no differences in measurements)
- Temperature range from -40°C to +100°C

In order to achieve optimal durability, the hoses can be strengthened with a spring at each end. Add-on code "F" after the item number of each connection.



Ordering example for a complete high-pressure hose:

T200K PA11 hose	B 1,6 Total- length m	C T210F G 1/8 female thread + spring	D T240 Pressure gauge connection G 1/4"
-----------------------	---------------------------------------	---	--



Type	Working Pressure	Burst Pressure	Inner dimensions	Outer dimensions
T200K	630 bar	2000 bar	2.0 mm	4.9 mm
T400K	500 bar	2000 bar	4.1 mm	8.0 mm

Temperature range from -40°C to +93°C.

Connections TEMA System 100 High-pressure Hoses

Caution! The hoses are produced in various lengths. Please specify hose and/or total length incl. connecting fittings. Design subject to alterations.






	Part	DN	Part Number	DS
	G 1/8 female thread	2	T210	<input type="checkbox"/>
	7/16-20 UNF	2	T211	<input type="checkbox"/>
	G 1/8 male thread	2	T220	<input type="checkbox"/>
	9/16-18 UNF	2	T212	<input type="checkbox"/>
	1/2-20 UNF	2	T213	<input type="checkbox"/>
	9/16-18 UNF	2	T215	<input type="checkbox"/>
	9/16-18 UNF	4	T415	<input type="checkbox"/>
	11/16-18 UNF	2	T216	<input type="checkbox"/>
	9/16-18 UNF 90°	2	T217	<input type="checkbox"/>
		4	T417	<input type="checkbox"/>
	2	T262L	<input type="checkbox"/>	
	Pipe socket Ø 6 mm (BE-06)	2	T230	<input type="checkbox"/>
	Pipe socket Ø 8 mm (BE-08)	2	T231	<input type="checkbox"/>
	Plug	2	T235	<input type="checkbox"/>
	Ring socket for banjo bolt Ø 10 mm	2	T238	<input type="checkbox"/>
	Pressure gauge connection G 1/4 female thread	2	T240	<input type="checkbox"/>
	DIN connection with O-ring seal for Ø 6 Class L (DKO 06) G: M 12 x 1,5	2	T260L	<input type="checkbox"/>
	DIN connection with O-ring seal for Ø 6 Class S (DKO 06) G: M 14 x 1,5	2	T260S	<input type="checkbox"/>
	DIN connection with O-ring seal for Ø 8 Class L (DKO 08) G: M 14 x 1,5	2	T261L	<input type="checkbox"/>
	DIN connection with O-ring seal for Ø 8 Class S (DKO 08) G: M 16 x 1,5	2	T261S	<input type="checkbox"/>

DS = Delivery Status: in stock on short call medium term delivery

Connections

TEMA System 100 High-pressure Hoses

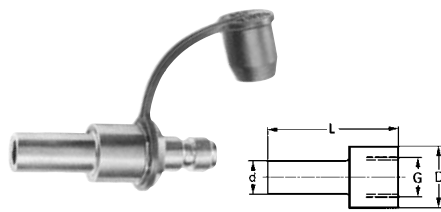
Caution! The hoses are produced in various lengths. Please specify hose and/or total length incl. connecting fittings. Design subject to alterations.

	Part	Part Number	DS
	M 16 x 2.0 female thread for measuring nipple	T270	<input type="checkbox"/>
	M 16 x 1.5 female thread for measuring nipple	T272	<input type="checkbox"/>
	M 12 x 1.5 female thread for measuring nipple	T271	<input type="checkbox"/>
	M 8 x 1 female thread	T280	<input type="checkbox"/>
	M 8 x 1 male thread	T281	<input type="checkbox"/>

Measuring pipe socket

TEMA System 100


Measuring nipples can be mounted very easily on machines using measuring supports or screwed pipe joints. Also available with T126 K metal protection cap (see page 452).

	L	D	G	d	Pressure width	Internal thread	Part Number	Part Number incl. measuring nipple	DS
	32	15	1/8" i.	6	L/S	G 1/8"	T160-1	T160	<input type="checkbox"/>
	32	15	1/8" i.	8	L/S	G 1/8"	T161-1	T161	<input type="checkbox"/>
	32	15	1/8" i.	10	L/S	G 1/8"	T162-1	T162	<input type="checkbox"/>
	32	15	1/8" i.	12	L/S	G 1/8"	T163-1	T163	<input type="checkbox"/>
	32	15	1/8" i.	14	S	G 1/8"	T164-1	T164	<input type="checkbox"/>
	32	15	1/8" i.	15	L	G 1/8"	T165-1	T165	<input type="checkbox"/>

Measuring cable

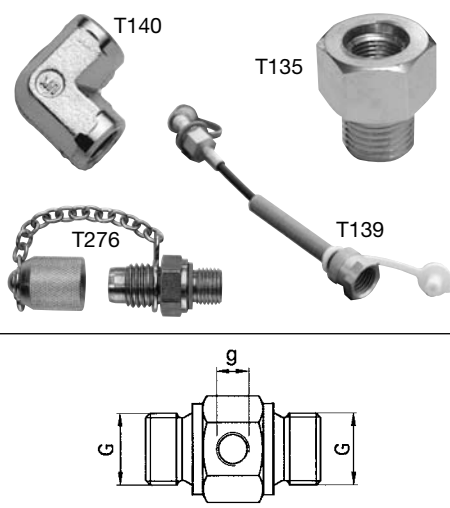
TEMA System 100

Measuring cables in other designs and lengths on request.


	Part	Part Number	DS
	Measuring cable for coupling the measuring handle T101-2 to measuring nipples. Supplied as standard with measuring nipple (T120) and coupling (T150); 2.5 m.	T130	<input type="checkbox"/>
	Measuring cable for coupling the measuring handle T101-2 to measuring nipples. Supplied as standard with measuring nipple (T120) and coupling (T150); 5 m.	T131	<input type="checkbox"/>

Accessories

TEMA System 100

	Part	Part Number	DS
	Adapter, G 1/4" i. x G 1/8" o.	T135	<input type="checkbox"/>
	Adapter, G 1/8" i. x G 1/4" o.	T136	<input type="checkbox"/>
	Adapter, G 1/8" i. x G 1/4" i.	T137	<input type="checkbox"/>
	Changeover adapter for measuring nipple with M16 thread to TEMA System 100	T139	<input type="checkbox"/>
	Angle 90°, G 1/8" i. x G 1/8" i.	T140	<input type="checkbox"/>
	Plastic case (without picture)	T101-1	<input type="checkbox"/>
	Rubber guard for pressure gauge, Ø 68 mm (without picture)	T100-40	<input type="checkbox"/>
	Measuring nipple M 16 x 2 / G 1/4"	T276	<input type="checkbox"/>
	Measuring nipple M 16 x 2 / G 3/8"	T277	<input type="checkbox"/>
	Double nipple with connecting thread for measuring nipple, G: 1/4"; g: G 1/8"	TDNT2-1	<input type="checkbox"/>
Double nipple with connecting thread for measuring nipple, G: 3/8"; g: G 1/8"	TDNT3-1	<input type="checkbox"/>	
Double nipple with connecting thread for measuring nipple, G: 1/2"; g: G 1/8"	TDNT4-1	<input type="checkbox"/>	
Double nipple with connecting thread for measuring nipple, G: 3/4"; g: G 1/8"	TDNT6-1	<input type="checkbox"/>	
Double nipple with connecting thread for measuring nipple, G: 1"; g: G 1/8"	TDNT7-1	<input type="checkbox"/>	

⚠ Please consider our security advices on the pages 12/13 ⚠



PJS Series



Technical Description

The PJ/PJS series was specially developed for hydraulic diagnosis. Using the PJS system, oil quality and oil pressure can be determined by extracting oil directly from the plug. The components are produced in steel, galvanised in the connection and conform to norm SAE J 1502.

The PJS nipple can be used both to test the oil and to extract oil.

Advantages

The FlatFace design makes it easier to clean out dirt. Optimised oil intervals save time, labour and operating capital. The easy-grip, knurled locking sleeve makes coupling and uncoupling easy. Sampling also in working pressure circuits.

Working Pressure

See information below.

Working Temperature

-30°C up to +100°C (NBR)

Material

Coupling

- Coupling Body
- Sleeve
- Valve
- Spring
- Locking Balls
- Seals

- Steel, Zinc Plated, Yellow passivated, sealed
- Steel, Zinc Plated, Yellow passivated, sealed
- Steel/Brass
- AISI 301
- AISI 420 C
- NBR

Plug

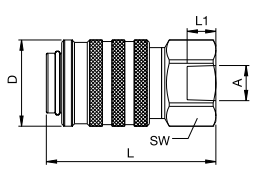
- Plug Body
- Valve
- Spring
- Seals

- Steel, Zinc Plated, Yellow passivated, sealed
- Steel, Zinc Plated, Yellow passivated, sealed
- AISI 301
- NBR

Couplings for Diagnostic

TEMA PJS Series

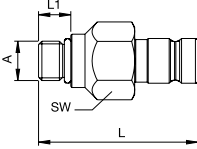
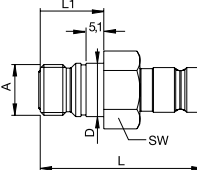
Connection A	Hex SW	L mm	L1 mm	D mm	Working Pressure in bar	Part Number	DS
1/8-27 NPT	24	53	8	27	415	SJ18FN	<input checked="" type="checkbox"/>
1/4-18 NPT	24	53	12	27	415	SJ14FN	<input checked="" type="checkbox"/>
							<input type="checkbox"/>
							<input type="checkbox"/>
							<input type="checkbox"/>
							<input type="checkbox"/>
							<input type="checkbox"/>
							<input type="checkbox"/>
							<input type="checkbox"/>
							<input type="checkbox"/>
							<input type="checkbox"/>



DS = Delivery Status: in stock on short call medium term delivery

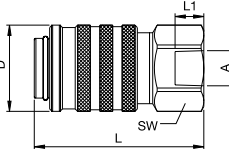
Plugs for Diagnostic

TEMA PJS Series

	Connection A	Hex SW	L mm	L1 mm	D mm	Working Pressure in bar	Part Number	DS
	7/16-20 UNF	19	45	9		415	PJ716U	<input type="checkbox"/>
	9/16-18 UNF	19	43	10		415	PJ916U	<input checked="" type="checkbox"/>
 <p>Bulkhead mounting</p>	9/16-18 UNF	11/16	46	18	15	415	PJ916FQ	<input checked="" type="checkbox"/>

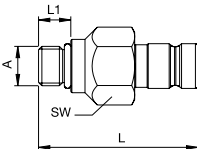
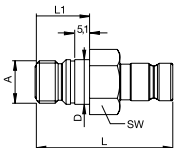
Couplings for Fluid Sampling

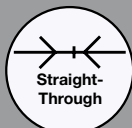
TEMA PJS Series

	Connection A	Hex SW	L mm	L1 mm	D mm	Working Pressure in bar	Part Number	DS
	1/8-27 NPT	24	53	8	27	415	SJS18FN	<input type="checkbox"/>
	1/4-18 NPT	24	53	12	27	415	SJS14FN	<input checked="" type="checkbox"/>

Plugs for Diagnostic and Fluid Sampling

TEMA PJS Series


	Connection A	Hex SW	L mm	L1 mm	D mm	Working Pressure in bar	Part Number	DS
	7/16-20 UNF	11/16	47	9		415	PJS716U	<input checked="" type="checkbox"/>
	9/16-18 UNF	11/16	43	10		415	PJS916U	<input checked="" type="checkbox"/>
 <p>Bulkhead mounting</p>	9/16-18 UNF	19	46	18	15	415	PJS916FQ	<input checked="" type="checkbox"/>



Nominal Diameter

5-22

TEMA Swivel Joints



TDG Series

Medium-/High-Pressure



Technical Description

Can be used in hydraulic systems where rotating connections are essential, for example on accessories with rotating movements. Depending on design, the body is made of brass (TDG) or steel (TKR) and the rotating axis of surface-purified/stainless steel.

Maximum rotation speed: 60 r.p.m.

Advantages

Rotating joints minimise the high wear to the hose, which occurs in hydraulic systems. Solid construction with two plain bearings (TDG) or ball/roller bearings (TKR). Suitable for combining with norm hydraulic components.

Working Temperature

-40°C up to +90°C (NBR) depending on the medium.

FKM on request.

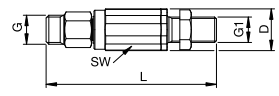
Material

	Type TDG	Type TKR
Body	Brass	Steel, Zinc Pl., Yellow passivated, sealed
Counterpart		Steel, Zinc Pl., Yellow passivated, sealed
Swivelling Axis	Steel, nitrated or Stainless Steel	Steel, Hardenend, Zinc Plated, Yellow passivated, sealed
Nut/Adapter	Steel, Zinc Plated, Yellow passivated, sealed	Steel, Zinc Plated, Yellow passivated, sealed
Seals	NBR	NBR

Swivelling Axis made of stainless steel

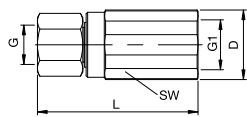
Type TDG 250 DN 5 = 20 mm **TEMA TDG Series**

Connection G	Connection G1	Hex SW	L mm	D mm	DN	Seal	Type	max. Working Pressure in bar	Part Number	DS
M 16 x 1,5 o.	M 14 x 1,5 o.	22	92	23	5	NBR	4	250	T250 W	■



Type TDG 250 DN 6 = 28 mm **TEMA TDG Series**

Connection G	Connection G1	Hex SW	L mm	D mm	DN	Seal	Type	max. Working Pressure in bar	Part Number	DS
G 1/4 i.	G 3/8 i.	22	53	23	6	NBR	1	250	T250	■
G 1/4 i.	G 3/8 i.	22	53	23	6	NBR	1	250	T250 RF 1)	■□

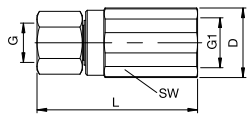
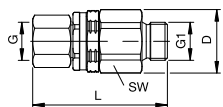
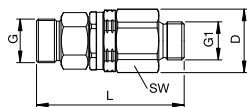
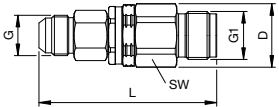
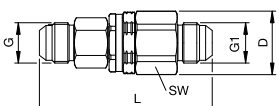


DS = Delivery Status: ■ in stock ■□ on short call □ medium term delivery

1) Swivelling Axis made of stainless steel

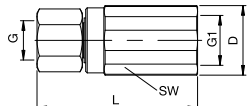
Type TDG 500 DN 11 = 95 mm

TEMA TDG Series

	Connection G	Connection G1	Hex SW	L mm	D mm	DN	Seal	Type	max. Working Pressure in bar	Part Number	DS
 <p>Type 1</p>	G 1/2 i.	G 3/4 i.	32	71	35	11	NBR	1	250	T500	■
	G 1/2 i.	G 3/4 i.	32	71	35	11	NBR	1	250	T500 RF ¹⁾	■
 <p>Type 1A</p>	G 1/2 i.	G 1/2 o.	32	73	35	11	NBR	1A	250	T500 B	■
 <p>Type 2</p>	M 18x1,5 o.	G 1/2 o.	32	73	35	11	NBR	2	250	T500 W	■
	M 26x1,5 o.	G 1/2 o.	32	77	35	11	NBR	2	250	T500 W2	■
	M 18x1,5 o.	M 22 x 1,5 o.	32	73	35	11	NBR	2	250	T500 W3	■
	M 22x1,5 o.	G 1/2 o.	32	81	35	11	NBR	2	250	T500 W5	■
	M 24x1,5 o.	G 1/2 o.	32	81	35	11	NBR	2	250	T500 W6	■
 <p>Type 3</p>	7/8-14UNF o.	G 3/4 o.	32	95	35	11	NBR	3	250	T500-30	■
	7/8-14UNF o.	G 1/2 o.	32	87	35	11	NBR	3	250	T500-32 ¹⁾	■
 <p>Type 3A</p>	7/8-14UNF o.	7/8-14UNF o.	32	92	35	11	NBR	3A	250	T500-31	■
	11/16-12UN o.	G 1/2 o.	32	101	35	11	NBR	3A	250	T500-33	■

Type TDG 750 DN 17 = 225 mm

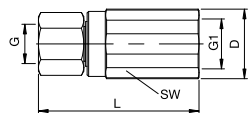
TEMA TDG Series

	Connection G	Connection G1	Hex SW	L mm	D mm	DN	Seal	Type	max. Working Pressure in bar	Part Number	DS
	G 3/4 i.	G 1 i.	40	80	35	17	NBR	1	250	T750	■
	G 3/4 i.	G 1 i.	40	80	35	17	NBR	1	250	T750 RF ¹⁾	■

¹⁾ Swiveling Axis made of stainless steel

Type TDG 1000 DN 22 = 380 mm

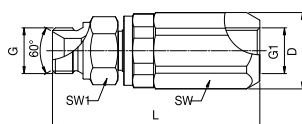
TEMA TDG Series



Connection G	Connection G1	Hex SW	L mm	D mm	DN	Seal	Type	max. Working Pressure in bar	Part Number	DS
G 1 i.	G 1 1/4 i.	50	94	43	22	NBR	1	200	T1000	■ □
G 1 i.	G 1 1/4 i.	50	94	43	22	NBR	1	200	T1000 RF ¹⁾	■ □

Type TKR ND 6 = 28 mm up to DN 22 = 380 mm

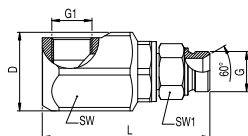
TEMA TKR Series



Connection G	Connection G1	Hex SW	Hex1 SW1	L mm	D mm	DN	Seal	max. Working Pressure in bar	Part Number	DS
G 1/4 o.	G 1/4 i.	27	19	88	29	6	NBR	350	T2KR AW13 IW13	■ □
G 3/8 o.	G 3/8 i.	30	22	87	33	9	NBR	350	T3KR AW17 IW17	■ □
G 1/2 o.	G 1/2 i.	32	27	95	35	11	NBR	350	T5KR AW21 IW21	■ □
G 3/4 o.	G 3/4 i.	45	32	109	50	17	NBR	350	T7KR AW26 IW26	■ □
G 1 o.	G 1 i.	50	40	117	55	22	NBR	250	T10KR AW33 IW33	■ □

Type TKR 90° ND 6 = 28 mm up to DN 22 = 380 mm

TEMA TKR Series



Connection G	Connection G1	Hex SW	Hex1 SW1	L mm	D mm	DN	Seal	max. Working Pressure in bar	Part Number	DS
G 1/4" o.	G 1/4" i.	32	19	93	35	6	NBR	350	T2KR AW13 IW13 S-90	■ □
G 3/8" o.	G 3/8" i.	38	22	95	41	9	NBR	350	T3KR AW17 IW17 S-90	■ □
G 1/2" o.	G 1/2" i.	41	27	108	45	11	NBR	350	T5KR AW21 IW21 S-90	■ □
G 3/4" o.	G 3/4" i.	55	32	125	60	17	NBR	350	T7KR AW26 IW26 S-90	■ □
G 1" o.	G 1" i.	65	40	139	72	22	NBR	250	T10KR AW33 IW33 S-90	■ □

DS = Delivery Status: ■ in stock

■ □ on short call


□ medium term delivery

¹⁾ Swiveling Axis made of stainless steel

All TKR and TDG 750 RL Swivel Joints are only suitable for oil.





So you can move really big objects.



Our swivel joints reliably minimise wear on hose connections from rotating hydraulic systems.



Pressure Relief Valve



Technical Description

Produced for hydraulic systems where in line quick connect couplings are used. The system pressure built up between the hydraulic unit and the coupling would not allow mechanical coupling.

Advantages

The Pressure Relief Valve can be mounted directly in the main inflow line so that all downstream pipe or hose lines where quick connect couplings or nipples are installed at the ends can be depressurised.

Working Temperature

up to max. 90°C

Material

T-Connection
Pressure Relief Valve
Seal

Standard

Steel, Zinc Plated,
Yellow passivated, sealed
Brass
NBR

Pressure Relief Valves TEMA Accessories

	Connection G	Hex SW	L mm	D mm	DN	Seal	max. Working Pressure in bar	Part Number	DS
	G 3/8 i.o.	21	62	33	10	NBR	250	TTA38	■
	G 1/2 i.o.	25	70	33	13	NBR	250	TTA50	■□
	G 3/4 i.o.	32	73	33	20	NBR	250	TTA75	■□
	G 1 i.o.	38	77	33	25	NBR	250	TTA100	■□
	G 3/8 i.	28	60	33	10	NBR	250	TTA38 IW	■
	G 1/2 i.	28	60	33	13	NBR	250	TTA50 IW	■
	G 1/2 o.						250	T515	■
	G 1/2 o.						250	T515 RV 1)	■□

Pressure Relief Valve

DS = Delivery Status: ■ in stock ■□ on short call □ medium term delivery

1) Pressure Relief Valve made of stainless steel with FKM Seals.

Adapters

General technical information

Working Temperature

-40°C to +90°C (NBR)
depending on the
respective flow medium.

Material

Adapters

StandardSteel, Zinc Plated, Yellow
passivated

Seal

NBR



Screw-in adapters: Sealing through edge seal

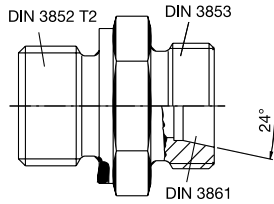
Description	Screw-in plug with sealing through edge seal	
Thread	Inch system	Metric
Thread profile	G 1/4 A DIN/ISO 228-T1	M 16 x 1,5 ISO 261; ISO 724; DIN 13-T5-T7
Other common thread designation examples	GB: 1/4BSPP Japan: 1/4PF	–
Screw-in plug	DIN 3852 T2, Form B ISO 1179-1	DIN 3852 T1, Form B ISO 9974-3
Screw-in hole	DIN 3852 T2, Form X, Y ISO 1179-1	DIN 3852 T1, Form X, Y ISO 9974-1
Notes for use - Resistance to pressure - Sealing properties - Sealant required	very high good no	very high good no
Special features	Suitable with aggressive media and very low or very high temperatures, where the use of elastomer seals is not possible.	Suitable with aggressive media and very low or very high temperatures, where the use of elastomer seals is not possible.

Screw-in adapters: Seal using EOLASTIC sealant

Description	Screw-in plug with sealing through EOLASTIC sealant	
Thread	Inch system	Metric
Thread profile	G 1/4 A DIN/ISO 228-T1	M 16 x 1,5 ISO 261; ISO 724; DIN 13-T5-T7
Screw-in plug	DIN 3852 T11, Form E ISO 1179-2	DIN 3852 T11, Form E ISO 9974-2
Screw-in hole	DIN 3852 T2, Form X, Y ISO 1179-1	DIN 3852 T1, Form X, Y ISO 9974-1
Notes for use - Resistance to pressure - Sealing properties - Sealant required	very high good no	very high good no
Special features	Compact, soft-sealing screw-in adapter	Compact, soft-sealing screw-in adapter

Adapters – Soft sealing, light series

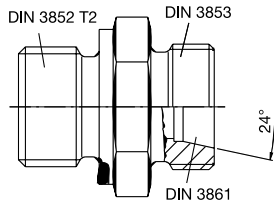
TEMA Accessories



Thread	Part Number	DS
1/8" - 6 L (M 12 x 1,5)	TDN10/12SWDL	■ □
1/4" - 6 L (M 12 x 1,5)	TDN13/12SWDL	■ □
1/4" - 8 L (M 14 x 1,5)	TDN13/14SWDL	■ □
3/8" - 8 L (M 14 x 1,5)	TDN17/14SWDL	■ □
1/4" - 10 L (M 16 x 1,5)	TDN13/16SWDL	■ □
3/8" - 10 L (M 16 x 1,5)	TDN17/16SWDL	■ □
1/2" - 10 L (M 16 x 1,5)	TDN21/16SWDL	■ □
1/4" - 12 L (M 18 x 1,5)	TDN13/18SWDL	■ □
3/8" - 12 L (M 18 x 1,5)	TDN17/18SWDL	■ □
1/2" - 12 L (M 18 x 1,5)	TDN21/18SWDL	■ □
3/8" - 15 L (M 22 x 1,5)	TDN17/22SWDL	■ □
1/2" - 15 L (M 22 x 1,5)	TDN21/22SWDL	■ □
3/4" - 15 L (M 22 x 1,5)	TDN26/22SWDL	■ □
3/8" - 18 L (M 26 x 1,5)	TDN17/26SWDL	■ □
1/2" - 18 L (M 26 x 1,5)	TDN21/26SWDL	■ □
3/4" - 18 L (M 26 x 1,5)	TDN26/26SWDL	■ □
1/2" - 22 L (M 30 x 2)	TDN21/30SWDL	■ □
3/4" - 22 L (M 30 x 2)	TDN26/30SWDL	■ □
1" - 22 L (M 30 x 2)	TDN33/30SWDL	■ □
3/4" - 28 L (M 36 x 2)	TDN26/36SWDL	■ □
1" - 28 L (M 36 x 2)	TDN33/36SWDL	■ □
1" - 35 L (M 45 x 2)	TDN33/45SWDL	■ □
1 1/4" - 35 L (M 45 x 2)	TDN42/45SWDL	■ □
1 1/2" - 42 L (M 52 x 2)	TDN48/52SWDL	■ □

Adapters – Soft sealing, heavy-duty series

TEMA Accessories



Thread	Part Number	DS
1/4" - 8 S (M 16 x 1,5)	TDN13/16SWDS	■ □
3/8" - 8 S (M 16 x 1,5)	TDN17/16SWDS	■ □
1/4" - 10 S (M 18 x 1,5)	TDN13/18SWDS	■ □
3/8" - 10 S (M 18 x 1,5)	TDN17/18SWDS	■ □
1/2" - 10 S (M 18 x 1,5)	TDN21/18SWDS	■ □
1/4" - 12 S (M 20 x 1,5)	TDN13/20SWDS	■ □
3/8" - 12 S (M 20 x 1,5)	TDN17/20SWDS	■ □
1/2" - 12 S (M 20 x 1,5)	TDN21/20SWDS	■ □
3/8" - 14 S (M 22 x 1,5)	TDN17/22SWDS	■ □
1/2" - 14 S (M 22 x 1,5)	TDN21/22SWDS	■ □
3/8" - 16 S (M 24 x 1,5)	TDN17/24SWDS	■ □
1/2" - 16 S (M 24 x 1,5)	TDN21/24SWDS	■ □
3/4" - 16 S (M 24 x 1,5)	TDN26/24SWDS	■ □
1/2" - 20 S (M 30 x 2)	TDN21/30SWDS	■ □
3/4" - 20 S (M 30 x 2)	TDN26/30SWDS	■ □
1/2" - 25 S (M 36 x 2)	TDN21/36SWDS	■ □
3/4" - 25 S (M 36 x 2)	TDN26/36SWDS	■ □
1" - 25 S (M 36 x 2)	TDN33/36SWDS	■ □

DS = Delivery Status: ■ in stock

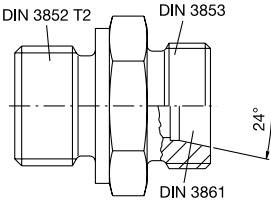
□ on short call

□ medium term delivery

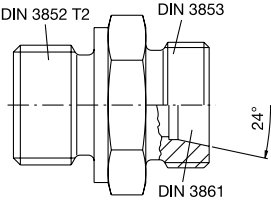
Adapters – Soft sealing, heavy-duty series**TEMA Accessories**

	Thread	Part Number	DS
For technical drawing see previous page	1" - 30 S (M 42 x 2)	TDN33/42SWDS	<input type="checkbox"/>
	1 1/4" - 30 S (M 42 x 2)	TDN42/42SWDS	<input checked="" type="checkbox"/>
	1 1/4" - 38 S (M 52 x 2)	TDN42/48SWDS	<input checked="" type="checkbox"/>
	1 1/2" - 38 S (M 52 x 2)	TDN48/48SWDS	<input checked="" type="checkbox"/>

Adapters – metal-to-metal seal, light series**TEMA Accessories**

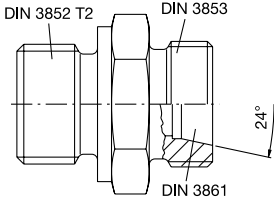
	Thread	Part Number	DS
	1/8" - 6L (M 12 x 1,5)	TDN10/12SMDL	<input checked="" type="checkbox"/>
	1/4" - 6L (M 12 x 1,5)	TDN13/12SMDL	<input type="checkbox"/>
	1/4" - 8L (M 14 x 1,5)	TDN13/14SMDL	<input checked="" type="checkbox"/>
	3/8" - 8L (M 14 x 1,5)	TDN17/14SMDL	<input type="checkbox"/>
	1/4" - 10L (M 16 x 1,5)	TDN13/16SMDL	<input checked="" type="checkbox"/>
	3/8" - 10L (M 16 x 1,5)	TDN17/16SMDL	<input type="checkbox"/>
	1/2" - 10L (M 16 x 1,5)	TDN21/16SMDL	<input checked="" type="checkbox"/>
	1/4" - 12L (M 18 x 1,5)	TDN13/18SMDL	<input type="checkbox"/>
	3/8" - 12L (M 18 x 1,5)	TDN17/18SMDL	<input checked="" type="checkbox"/>
	1/2" - 12L (M 18 x 1,5)	TDN21/18SMDL	<input checked="" type="checkbox"/>
	3/8" - 15L (M 22 x 1,5)	TDN17/22SMDL	<input checked="" type="checkbox"/>
	1/2" - 15L (M 22 x 1,5)	TDN21/22SMDL	<input checked="" type="checkbox"/>
	3/4" - 15L (M 22 x 1,5)	TDN26/22SMDL	<input checked="" type="checkbox"/>
	3/8" - 18L (M 26 x 1,5)	TDN17/26SMDL	<input type="checkbox"/>
	1/2" - 18L (M 26 x 1,5)	TDN21/26SMDL	<input checked="" type="checkbox"/>
	3/4" - 18L (M 26 x 1,5)	TDN26/26SMDL	<input type="checkbox"/>
	1/2" - 22L (M 30 x 2)	TDN21/30SMDL	<input checked="" type="checkbox"/>
	3/4" - 22L (M 30 x 2)	TDN26/30SMDL	<input checked="" type="checkbox"/>
	1" - 22L (M 30 x 2)	TDN33/30SMDL	<input type="checkbox"/>
	3/4" - 28L (M 36 x 2)	TDN26/36SMDL	<input type="checkbox"/>
1" - 28L (M 36 x 2)	TDN33/36SMDL	<input checked="" type="checkbox"/>	
1" - 35L (M 45 x 2)	TDN33/45SMDL	<input type="checkbox"/>	
1 1/4" - 35L (M 45 x 2)	TDN42/45SMDL	<input checked="" type="checkbox"/>	
1 1/2" - 42L (M 52 x 2)	TDN48/52SMDL	<input type="checkbox"/>	

Adapters – metal-to-metal seal, heavy-duty series**TEMA Accessories**

	Thread	Part Number	DS
	1/4" - 6 S (M 12 x 1,5)	TDN13/12SMDS	<input type="checkbox"/>
	1/4" - 8 S (M 16 x 1,5)	TDN13/16SMDS	<input checked="" type="checkbox"/>
	3/8" - 8 S (M 16 x 1,5)	TDN17/16SMDS	<input type="checkbox"/>
	1/4" - 10 S (M 18 x 1,5)	TDN13/18SMDS	<input type="checkbox"/>
	3/8" - 10 S (M 18 x 1,5)	TDN17/18SMDS	<input checked="" type="checkbox"/>
	1/2" - 10 S (M 18 x 1,5)	TDN21/18SMDS	<input type="checkbox"/>
	1/4" - 12 S (M 20 x 1,5)	TDN13/20SMDS	<input type="checkbox"/>
	3/8" - 12 S (M 20 x 1,5)	TDN17/20SMDS	<input checked="" type="checkbox"/>
	1/2" - 12 S (M 20 x 1,5)	TDN21/20SMDS	<input checked="" type="checkbox"/>

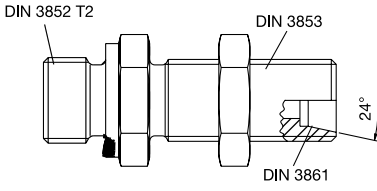
Adapters – metal-to-metal seal, heavy-duty series

TEMA Accessories

	Thread	Part Number	DS
	3/8" - 14 S (M 22 x 1,5)	TDN17/22SMDS	☐
	1/2" - 14 S (M 22 x 1,5)	TDN21/22SMDS	■
	3/8" - 16 S (M 24 x 1,5)	TDN17/24SMDS	☐
	1/2" - 16 S (M 24 x 1,5)	TDN21/24SMDS	■
	3/4" - 16 S (M 24 x 1,5)	TDN26/24SMDS	☐
	1/2" - 20 S (M 30 x 2)	TDN21/30SMDS	☐
	3/4" - 20 S (M 30 x 2)	TDN26/30SMDS	■
	3/4" - 25 S (M 36 x 2)	TDN26/36SMDS	☐
	1" - 25 S (M 36 x 2)	TDN33/36SMDS	■
	1" - 30 S (M 42 x 2)	TDN33/42SMDS	☐
	1 1/4" - 30 S (M 42 x 2)	TDN42/42SMDS	■
	1 1/4" - 38 S (M 52 x 2)	TDN42/52SMDS	☐
	1 1/2" - 38 S (M 52 x 2)	TDN48/52SMDS	☐

Adapter Panel Mounts – soft sealing, light series

TEMA Accessories

	Thread	Part Number	DS
	1/4" - 8 L (M 14 x 1,5)	TDN13/14SWDLS	■
	3/8" - 8 L (M 14 x 1,5)	TDN17/14SWDLS	☐
	1/2" - 8 L (M 14 x 1,5)	TDN21/14SWDLS	☐
	1/4" - 10 L (M 16 x 1,5)	TDN13/16SWDLS	■
	3/8" - 10 L (M 16 x 1,5)	TDN17/16SWDLS	☐
	1/2" - 10 L (M 16 x 1,5)	TDN21/16SWDLS	■
	1/4" - 12 L (M 18 x 1,5)	TDN13/18SWDLS	☐
	3/8" - 12 L (M 18 x 1,5)	TDN17/18SWDLS	■
	1/2" - 12 L (M 18 x 1,5)	TDN21/18SWDLS	■
	3/8" - 15 L (M 22 x 1,5)	TDN17/22SWDLS	☐
	1/2" - 15 L (M 22 x 1,5)	TDN21/22SWDLS	■
	3/4" - 15 L (M 22 x 1,5)	TDN26/22SWDLS	☐
	3/8" - 18 L (M 26 x 1,5)	TDN17/26SWDLS	☐
	1/2" - 18 L (M 26 x 1,5)	TDN21/26SWDLS	■
	3/4" - 18 L (M 26 x 1,5)	TDN26/26SWDLS	■
	1/2" - 22 L (M 30 x 2)	TDN21/30SWDLS	☐
	3/4" - 22 L (M 30 x 2)	TDN26/30SWDLS	■
	1" - 22 L (M 30 x 2)	TDN33/30SWDLS	☐
	3/4" - 28 L (M 36 x 2)	TDN26/36SWDLS	☐
	1" - 28 L (M 36 x 2)	TDN33/36SWDLS	☐

Metal-to-metal sealing on request.

DS = Delivery Status:

■ in stock

☐ on short call

☐ medium term delivery

	Thread	Part Number	DS
	1/2" - 12 S (M 20 x 1,5)	TDN21/20SWDSS	<input type="checkbox"/>
	1/2" - 16 S (M 24 x 1,5)	TDN21/24SWDSS	<input type="checkbox"/>
	3/4" - 16 S (M 24 x 1,5)	TDN26/24SWDSS	<input type="checkbox"/>
	3/4" - 20 S (M 30 x 2)	TDN26/30SWDSS	<input type="checkbox"/>
	3/4" - 25 S (M 36 x 2)	TDN26/36SWDSS	<input type="checkbox"/>
	1" - 25 S (M 36 x 2)	TDN33/36SWDSS	<input type="checkbox"/>
	1 1/4" - 30 S (M 42 x 2)	TDN42/42SWDSS	<input type="checkbox"/>

Metal-to-metal sealing on request.

Adapters in inches

TEMA Accessories

	Thread	L mm	Hex SW	D1 mm	D2 mm	Part Number	DS
	1/8"-1/8"	25	14	4	-	TDNS1	<input type="checkbox"/>
	1/4"-1/4"	28,5	19	7	-	TDNS2	<input type="checkbox"/>
	3/8"-3/8"	32	22	9	-	TDNS3	<input type="checkbox"/>
	1/2"-1/2"	38	27	13	-	TDNS4	<input type="checkbox"/>
	3/4"-3/4"	44	32	18	-	TDNS6	<input type="checkbox"/>
	1"-1"	49	41	24,5	-	TDNS7	<input type="checkbox"/>
	1/8"-1/4"	28	19	4	7	TDNS11	<input type="checkbox"/>
	1/8"-3/8"	29	22	4	9	TDNS12	<input type="checkbox"/>
	1/4"-3/8"	31	22	7	9	TDNS14	<input type="checkbox"/>
	1/4"-1/2"	34	27	7	13	TDNS15	<input type="checkbox"/>
	3/8"-1/2"	36	27	9	13	TDNS16	<input type="checkbox"/>
	1/2"-3/4"	42	32	13	18	TDNS20	<input type="checkbox"/>
	3/4"-1"	47	41	18	24,5	TDNS23	<input type="checkbox"/>
	1"-1 1/4"	51	50	24,5	31	TDNS24	<input type="checkbox"/>


Bonded Seals

TEMA Accessories

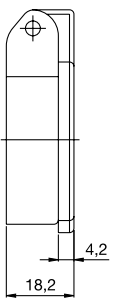
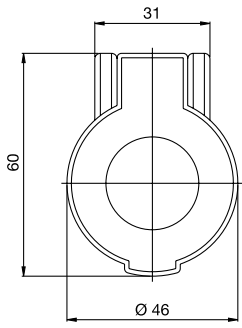
	for Inch and Metric threads	A	B	C	Part Number	DS
<p>NBR-membrane</p>	1/8"	16	10,3	2	TGS1	<input type="checkbox"/>
	1/4"	20,6	13,7	2	TGS2	<input type="checkbox"/>
	3/8"	23,9	17,2	2	TGS3	<input type="checkbox"/>
	1/2"	28,6	21,5	2,5	TGS4	<input type="checkbox"/>
	3/4"	35	27	2,5	TGS5	<input type="checkbox"/>
	1"	42,8	33,8	3	TGS6	<input type="checkbox"/>
	M 12	18	12,8	1,5	TGSM12	<input type="checkbox"/>
	M 14	22	14,8	1,5	TGSM14	<input type="checkbox"/>
	M 16	24	16,8	1,5	TGSM16	<input type="checkbox"/>
	M 18	26	18,8	1,5	TGSM18	<input type="checkbox"/>
M 22	30	22,7	2	TGSM22	<input type="checkbox"/>	

Rubber-Steel-Seals made of stainless steel and FKM membrane on request.

Hinged lid



Hinged lid – Dust Protection TEMA Accessories



Application	Colour	Part Number	DS
Coupling*	Blue	T5040 BL	■
Coupling*	Green	T5040 GN	■
Coupling*	Red	T5040 R	■
Coupling*	Yellow	T5040 Y	■
Coupling*	Black	T5040 BK	■

DS = Delivery Status: ■ in stock □ on short call □ medium term delivery

* Suitable for TIA5010 (page 406) and TIF5010 (page 436).

Components for Multi Couplings



The Tema couplings series contains leak-free couplings designed for mounting on multi plates. The medium can be oil, or a combination of various media. The great ease of mounting distinguishes the couplings from others. They are attached to the plates via a circlip. Moreover, you can mount different nominal widths onto one plate. As the couplings lock automatically, additional external locking is no longer necessary. So, the **Tema multi coupling system** facilitates quick and easy changes of tools. This innovation simplifies construction and reduces working costs.

Indexing is achieved simply and efficiently with the help of an index bolt and index pin. The index bolt is tapped with a thread, to make coupling and uncoupling easy. The index pin guides the plates parallel to one another, into the correct position. This eliminates the possibility of coupling back to front.

The multi coupling plate must have a strength of 15 mm. The plate distance when coupled is 18 mm.

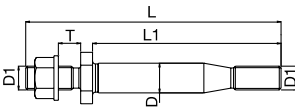
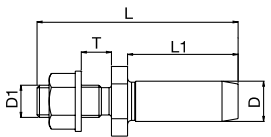
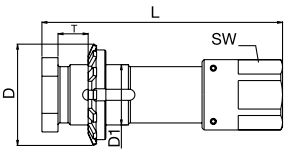
The used couplings are marked with an "E".

The following couplings can be used:
TFF5000 - TFF10000 series from page 388 and
TIF2500 - TIF10000 series from page 428.



Components

TEMA Accessories

	L mm	L1 mm	T mm	D mm	D1	Part Number	DS
 Index Bolt	172	127	15	20	M 16	TIDB50	■
	186	141	15	20	M 16	TIDB100	□
 Index Pin	100	55	15	20	M 16	TIDP50	■
	114	69	15	20	M 16	TIDP100	□
 Index Housing	120	15	30	50,5	30	TIDH50	■
	120	15	30	50,5	30	TIDH100	□



Nominal Diameter
2.5 = 6.25 mm²

TEMA Series

THP1000



60% of actual size

Technical Description

The Tema high pressure coupling was specially developed for use in industrial machinery, salvage devices and testing equipment. This series is galvanised and produced in steel. The plug part and the sleeve are hardened and galvanised in steel. The coupling can be supplied either with or without additional safety lock.

Advantages

High flow as a result of optimised valve design. Additional plug sealing via polymer valve casing, to guarantee high reliability seals even with second-hand plugs. Tema high pressure couplings are supplied with dust caps inclusive!

Seals

Coupling:
bonded seal washer

Plug:
bonded seal or innercone (Bonded steel washer s. page 467)

Interchangeability

CEJN 115

Working Pressure

1000 bar

Working Temperature

-30°C up to +100°C (NBR)

Available Valves



Material

Coupling

- Coupling Body
- Sleeve
- Valve
- Springs
- Locking Balls
- Seals
- Inner Sleeve

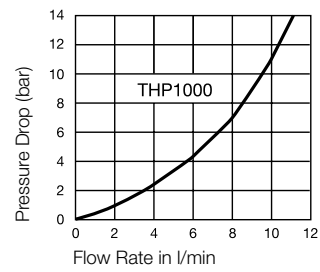
- Steel, Zinc Plated, passivated, sealed
- Steel, Hardened, Zinc Plated, passivated, sealed
- Steel, Zinc Plated, passivated, sealed
- AISI 301
- AISI 420 C
- NBR
- POM

Plug

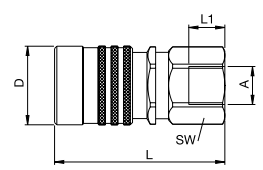
- Plug Body
- Valve
- Springs
- Seals
- Valve Holder

- Steel, Hardened, Zinc Plated, passivated, sealed
- Steel, Zinc Plated, passivated, sealed
- AISI 301
- NBR
- Steel, Galvanised

Flow Capacity Viscosity for 37cSt at 40°C as per ISO 7241/2-2000



Couplings **TEMA Series THP1000**



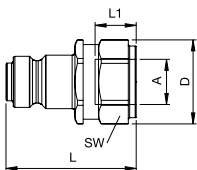
Female Thread

Connection A	Hex SW	L mm	L1 mm	D mm	Safety Locking	Working press. coupled in bar	Working press. uncoupled in bar	Bursting Press. coup. in bar	Part Number	DS
G 1/4	24	59	12	27	without	1000	1000	>3000	THP10104131	■
G 1/4	24	59	12	27	with	1000	1000	>3000	THP10104132	■
1/4-18 NPTF	24	59	12	27	without	1000	1000	>3000	THP10105131	□
1/4-18 NPTF	24	59	12	27	with	1000	1000	>3000	THP10105132	□
G 3/8	24	59	12	27	without	1000	1000	>3000	THP10104171	■
G 3/8	24	59	12	27	with	1000	1000	>3000	THP10104172	□
3/8-18 NPTF	24	59	13	27	without	1000	1000	>3000	THP10105171	□
3/8-18NPTF	24	59	13	27	with	1000	1000	>3000	THP10105172	□

DS = Delivery Status: ■ in stock □ on short call □ medium term delivery

Plugs

TEMA Series THP1000

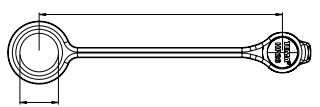
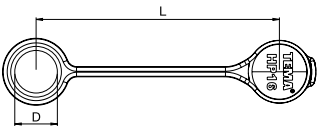


Female Thread

Connection A	Hex SW	L mm	L1 mm	D mm	Working press. coupled in bar	Working press. uncoupled in bar	Bursting press. coupled in bar	Part Number	DS
G 1/4	22	37	12	24,5	1000	1000	>3000	THP1020413	■
1/4-18 NPTF	22	37	12	24,5	1000	1000	>3000	THP1020513	□
G 3/8	24	37	12	24,5	1000	1000	>3000	THP1020417	■
3/8-18 NPTF	24	37	13	24,5	1000	1000	>3000	THP1020517	□

Dust Protection

TEMA Series THP1000



Description	L mm	D mm	Colour	Material	Part Number	DS
Coupling	120	21	Blue	PVC	THP16	□
Coupling	125	-	Red	Aluminium	THP16ARD	■
Plug	120	19	Blue	PVC	THP26	□
Plug	140	-	Red	Aluminium	THP26ARD	■



Nominal Diameter

2.5 = 6.25 mm²

TEMA Series

THP1500



auf 60% verkleinert

Technical Description

The Tema high pressure coupling was specially developed for use in bolt tensioning equipment. This series is produced in steel. The coupling body is nitro-carburised. The plug bodies and the sleeves are black galvanised. The coupling can be supplied either with or without additional safety lock.

Advantages

High flow as a result of optimised valve design. Additional plug sealing via polymer valve casing, to guarantee high reliability seals even with second-hand plugs. Tema high pressure couplings are supplied with dust caps inclusive!

Seals

Metal sealing cone threaded adapters/metal sealing cone adapters.

Interchangeability

CEJN 116

Working Pressure

1500 bar

Working Temperature

-30°C up to +100°C (NBR)

Available Valves



Material

Coupling

- Coupling Body
- Sleeve
- Valve
- Springs
- Locking Balls
- Seals
- Inner Sleeve

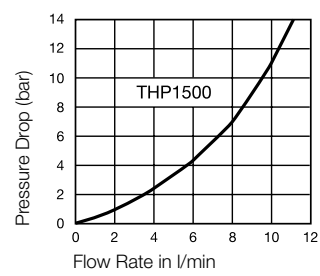
- Steel, nitrocarburised, Zinc-iron coated, black passivated, sealed
- Steel, Hardened, Zinc-iron coated, black passivated, sealed
- Steel, Zinc-Plated, passivated, sealed
- AISI 301
- AISI 420 C
- NBR
- POM

Plug

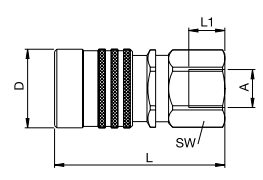
- Plug Body
- Valve
- Springs
- Seals
- Valve Holder

- Steel, Hardened, Zinc-iron coated, black passivated, sealed
- Steel, Zinc-Plated, passivated, sealed
- AISI 301
- NBR
- Steel, Galvanised

Flow Capacity Viscosity for 37cSt at 40°C as per ISO 7241/2-2000



Couplings **TEMA Series THP1500**



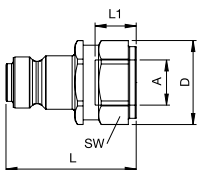
Female Thread

Connection A	Hex SW	L mm	L1 mm	D mm	Safety Locking	Working press. coupled in bar	Working press. uncoupled in bar	Bursting press. coup. in bar	Part Number	DS
G 1/4	24	59	12	27	without	1500	1500	>3500	THP15104131	■
G 1/4	24	59	12	27	with	1500	1500	>3500	THP15104132	■□
1/4-18 NPTF	24	59	12	27	without	1500	1500	>3500	THP15105131	■□
1/4-18 NPTF	24	59	12	27	with	1500	1500	>3500	THP15105132	■□
G 3/8	24	59	12	27	without	1500	1500	>3500	THP15104171	■□
G 3/8	24	59	12	27	with	1500	1500	>3500	THP15104172	■□
3/8-18 NPTF	24	59	13	27	without	1500	1500	>3500	THP15105171	■□
3/8-18 NPTF	24	59	13	27	with	1500	1500	>3500	THP15105172	■□

DS = Delivery Status: ■ in stock ■□ on short call ■□ medium term delivery

Plugs

TEMA Series THP1500

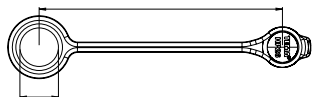
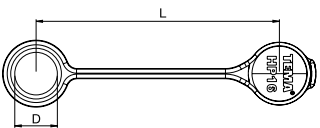


Female Thread

Connection A	Hex SW	L mm	L1 mm	D mm	Working press. coupled in bar	Working press. uncoupled in bar	Bursting Press. coupled in bar	Part Number	DS
G 1/4	22	38	12	24,5	1500	1500	>3500	THP1520413	■
1/4-18 NPTF	22	38	12	24,5	1500	1500	>3500	THP1520513	■

Dust Protection

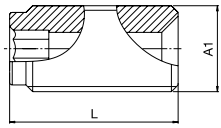
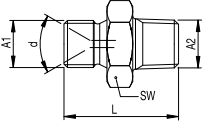
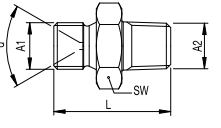
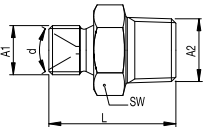
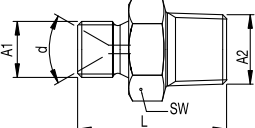
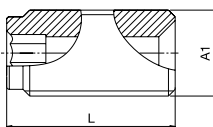
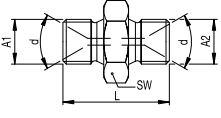
TEMA Series THP1500



Description	L mm	D mm	Color	Material	Part Number	DS
Coupling	120	21	Blue	PVC	THP16	■
Coupling	125	-	Red	Aluminium	THP16ARD	■
Plug	120	19	Blue	PVC	THP26	■
Plug	140	-	Red	Aluminium	THP26ARD	■

Adapter HP-Series

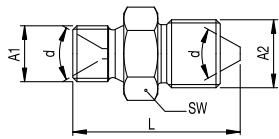
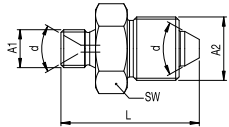
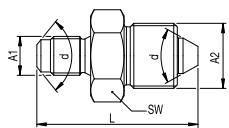
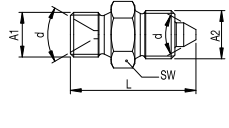
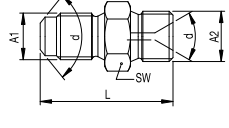
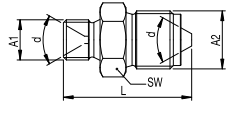
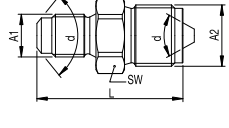
TEMA Adapter

	Working Press. in bar	Connection A1	Seal 1	Connection A2	Seal 2	L mm	Hex SW	Part Number	DS
	1000	G 1/4 o.	Rubber/Steel			25		THP13-01	■ □
	1000	G 1/4 o.	Rubber/Steel	1/4-18 NPTF	inside Thread	32	21	THP13-02	■ □
	1000	G 1/4 o.	Rubber/Steel	R 1/4 o.	inside Thread	33	21	THP13-03	■ □
	1500	G 1/4 o.	Rubber/Steel	3/8-18 NPTF	inside Thread	34	21	THP13-04	■ □
	1000	G 1/4 o.	Rubber/Steel	R 3/8 o.	inside Thread	35	21	THP13-05	■ □
	1500	G 1/4 o.	Rubber/Steel			25		THP13-06	■ □
	2000	G 1/4 o.	Inner Cone 60°	G 1/4 o.	Inner Cone 60°	31,3	21	THP13-07	■ □

DS = Delivery Status: ■ in stock □ on short call □ medium term delivery

Adapter HP-Series

TEMA Adapter

	Working Press. in bar	Connection A1	Seal 1	Connection A2	Seal 2	L mm	Hex SW	Part Number	DS
	2000	G 1/4 o.	Inner Cone 60°	M 16 x 1,5 o.	Outside Cone 60°	39,4	19	THP13-08	■
	2000	G 1/4 o.	Inner Cone 60°	M 22 x 1,5 o.	Outside Cone 60°	48	27	THP13-09	■
	2000	G 1/4 o.	Outside Cone 120°	M 22 x 1,5 o.	Outside Cone 60°	54,5	27	THP13-10	■
	2000	G 1/4 o.	Inner Cone 60°	9/16-18 UNF	Outside Cone 60°	37	17	THP13-11	■
	2000	G 1/4 o.	Outside Cone 120°	9/16-18 UNF	Inner Cone 60°	37,5	17	THP13-12	■
	2000	G 1/4 o.	Inner Cone 60°	3/4-16 UNF	Outside Cone 60°	42	21	THP13-13	■
	2000	G 1/4 o.	Outside Cone 120°	3/4-16 UNF	Outside Cone 60°	48,5	21	THP13-14	■

Further adapters and manifolds on request.

⚠ Please consider our security advices on the pages 12/13 ⚠

OUR SERVICES. AVAILABLE THROUGHOUT THE WORLD.

Providing comprehensive service and reliable customer support are our hallmarks. We have our own production facilities, sales branches and a global network of qualified dealers offering our customers the availability of individualized assistance. In addition, our modern, state-of-the-art logistics system allows us to offer our customers punctual delivery of our products.

ARGENTINA
DV INGENIERIA S.R.L.
Migueletes 1117 PB A
1426 Cap. Fed. Buenos Aires
Phone/Fax: 11-47727254
dvingeneria@fibertel.com.ar

BELGIUM
J. LEFORT S.A. N.V.
25, Rue R. van Dijk Straat
1070 Anderlecht
Phone: 02-5223119
Fax: 02-5200697
info@lefort.be

BULGARIA
Fluidexx J.S.Co
11 „Polk. Hristo Arnaudov“ Str.
Drujba - 2
1582 Sofia
Phone: 2 810 24 70
or 2 810 24 80
or 2 810 24 90
Fax: 2 810 24 71
office@fluidexx.com


CHINA
RECTUS-TEMA
Room 1201
No.168, Tomson Garden,
Pudong,
201203 Shanghai
Phone: 021-50804806
Fax: 021-50804805
shanghai@rectus.com.cn

CYPRUS
ANAXAGORAS PNEUMATICS LTD.
122, Lemesou Ave.
Nicosia
Phone: 22-312-700
Fax: 22-495-953
anaxcy@spidernet.com.cy

DENMARK
RECTUS TEMA A/S
Langballe 8
8700 Horsens
Phone: 75646155
Fax: 75646255
rectusdk@mail.tele.dk

FINLAND
RECTUS:
PROJECTA OY
Lukkosepänkatu 14
20320 Turku
Phone: 02-337711
Fax: 02-2391796
info@projecta.fi

TEMA:
OY TECALEMIT AB
Hankasuontie 13
00391 Helsinki
Phone: 09-547701
Fax: 09-5471779
info@tecalemit.fi



FRANCE

LEGRIS S.A.
74, Rue de Paris
35704 Rennes Cedex
Phone: 02-99255500
Fax: 02-99255599
divfrance@legris.com

GREECE

TECNOPNEUMATIC S.A.
63-65 Sp. Patsi Str.
118 55 Athens
Phone: 210-3470500
Fax: 210-3479930
avieris@forthnet.gr

HONG KONG

**WAHSON ENGINEERING
& TRADING CO. LTD**
293 Reclamation Street G/FI.
Mongkok, Kowloon
Phone: 852-2782 6113
Fax: 852-2782 6761
sanwohk@netvigatort.com

HUNGARY

RECTUS KFT.
Paskum u. 3
7100 Szekszard
Phone: 74-315506
Fax: 74-529001
rectus@rectus.hu
www.rectus.hu

INDIA

RECTUS:
KUNA Flexible Hoses PVT. LTD.
B14, Girikunj Industrial Pre.
34, Mahakali Caves Road
Mumbai 400 093
Phone: 022-28329325
Fax: 022-28372281
zuher@kunaflex.com

TEMA:

KAZAF Engineering Co.
1st Floor, Palia Building
191, Nagdevi Street
40000 Mumbai
Phone: 022-3426007
Fax: 022-3448570
hozefak@vsnl.com

ISRAEL

**ILAN AND GAVISH
AUTOMATION SERVICE LTD**
23 Shenkar
49513 - Petach Tikva
Phone: 3-9221824
Fax: 3-9221850
ilandg@bezeqint.net

LUXEMBOURG

FRIEDERICH - HYDROPART S.A.R.L.
16, Route D'Esch
3801 Schifflange
Phone: 545244
Fax: 545248
contact@hydropart.lu

MALAYSIA

GOMAX SDN. BHD.
22A Jalan SS19 / 1D,
Subang Jaya
47500 Petaling-Jaya
Phone: 03-563 47789
Fax: 03-563 46081
sharped@streamyx.com

NETHERLANDS

TEESING B.V.
Verrijn Stuaartlaan 40
2288 El Rijswijk
Phone: 070-4130750
Fax: 070-4130730
teesing@teesing.com

R.H.H. ROTTERDAMS

HANDELSHUIS B.V.
Wagenmakerstraat 13
2984 BD Ridderkerk
Phone: 0180-441600
Fax: 0180-415007
mail@rotterdams-handelshuis.nl

NEW ZEALAND

**HCD - HOSE & COUPLING
DISTRIBUTOR NZ LTD.**
305 B Neilson Street,
Onehunga, Auckland
Phone: 09-6365902
Fax: 09-6346655
hcdch@xtra.co.nz

NORWAY

RECTUS TEMA AS
Brandstadveien 20
1550 Hoelen
Phone: 64-980600
Fax: 64-980601
post@rectus.no

POLAND

POLSKA SP.Z.O.O.
Gumna 96
43426 Debowiec
Phone: 033-857-98-00
Fax: 033-857-98-08
rectus@rectus.com.pl

PORTUGAL

RECTUS:
**AUTOMAIR IBÉRICA -
Aplicações Industriais, Lda**
Rua Marquês de Soveral No 2-A
1700-298 Lisboa
Phone: 21-848 93 96
Fax: 21-848 92 02
info@automair.com

M. BANDEIRA DA PALMA LDA.

Rua da Junqueira, 268 A
1300-346 Lisboa
Phone: 21-3617080
Fax: 21-3617089
mbpal@netc.pt

TEMA:

GUSTAVO CUDELL LDA
Rua Eng. Ferreira Dias, 954
4149-008 Porto
Phone: 22-615 80 00
Fax: 22-615 80 10
e-s@cudell.pt

ROMANIA

DEMOS COM PRODUCT SRL
Str. Valea Rosie Nr. 1,
Bloc Z9 SC. A, ET 6, AP. 41, SEC. 6
Bucuresti
Phone: 021 4991209
Fax: 021 4132239
info@demoscomp.ro

SOUTH AFRICA

LEGRIS SOUTH AFRICA (PTY) LTD.
25 Andrea Road
2091 Reuven-Johannesburg
Phone: 011-6838335
Fax: 011-6831080
Cindy.rensburg@legris.com

SWEDEN

TEMA Ingenjörfirman AB
Västra Skogsrovägen 1
54106 Skövde
Phone: 0500-443600
Fax: 0500-443620
tema@tema.com

SWITZERLAND

RECTUS:
TRIGRESS ARMATUREN AG
Oberneuhofstrasse 3
6341 Baar
Phone: 041-5606060
Fax: 041-5606061
info@trigress-armaturen.ch

TEMA:

LEGRIS AG
Renferstrasse 9
2504 Biel-Bienne
Phone: 032/3441080
Fax: 032/3441070

TAIWAN

TIGER FLOWTECH CO., LTD.
5F-1 No. 390, Sec. 1
Taipei Taiwan R.O.C.
Phone: 2-270 72 113
Fax: 2-270 07 418
ycchang@tigerflowtech.com.tw

TURKEY

Can Makina ve Motor Tic. A.S.
Tersane Cad. Ceyrekoglu
Han no.: 15
Karaköy
34420 Istanbul
Phone: 0212-2554692
Fax: 0212-2552968
can.k@atlas.net.tr

UNITED ARAB EMIRATES

EMIFLEX TRADING LLC
P.O. Box 231359
Dubai
Phone: 04-2716882
Fax: 04-2718126
zuher@emiflextrading.com

USA / CANADA

RECTUS-TEMA CORP.
164 Pointe South Drive
Randleman, NC 27317
Phone: 336-495-0014
Fax: 336-495-0024
information@rectus-tema.com

PARKER WORLDWIDE.

AE – UAE, Dubai
Tel: +971 4 8127100
parker.me@parker.com

AR – Argentina, Buenos Aires
Tel: +54 3327 44 4129

AT – Austria, Wiener Neustadt
Tel: +43 (0)2622 23501-0
parker.austria@parker.com

AT – Eastern Europe, Wiener Neustadt
Tel: +43 (0)2622 23501 900
parker.easteurope@parker.com

AU – Australia, Castle Hill
Tel: +61 (0)2-9634 7777

AZ – Azerbaijan, Baku
Tel: +994 50 2233 458
parker.azerbaijan@parker.com

BE/LU – Belgium, Nivelles
Tel: +32 (0)67 280 900
parker.belgium@parker.com

BR – Brazil, Cachoeirinha RS
Tel: +55 51 3470 9144

BY – Belarus, Minsk
Tel: +375 17 209 9399
parker.belarus@parker.com

CA – Canada, Milton, Ontario
Tel: +1 905 693 3000

CH – Switzerland, Etoy
Tel: +41 (0) 21 821 02 30
parker.switzerland@parker.com

CN – China, Shanghai
Tel: +86 21 5031 2525

CZ – Czech Republic, Klecany
Tel: +420 284 083 111
parker.czechrepublic@parker.com

DE – Germany, Kaarst
Tel: +49 (0)2131 4016 0
parker.germany@parker.com

DK – Denmark, Ballerup
Tel: +45 43 56 04 00
parker.denmark@parker.com

ES – Spain, Madrid
Tel: +34 902 33 00 01
parker.spain@parker.com

FI – Finland, Vantaa
Tel: +358 (0)20 753 2500
parker.finland@parker.com

FR – France, Contamine s/Arve
Tel: +33 (0)4 50 25 80 25
parker.france@parker.com

GR – Greece, Athens
Tel: +30 210 933 6450
parker.greece@parker.com

HK – Hong Kong
Tel: +852 2428 8008

HU – Hungary, Budapest
Tel: +36 1 220 4155
parker.hungary@parker.com

IE – Ireland, Dublin
Tel: +353 (0)1 466 6370
parker.ireland@parker.com

IN – India, Mumbai
Tel: +91 22 6513 7081-85

IT – Italy, Corsico (MI)
Tel: +39 02 45 19 21
parker.italy@parker.com

JP – Japan, Tokyo
Tel: +(81) 3 6408 3901

KR – South Korea, Seoul
Tel: +82 2 559 0400

KZ – Kazakhstan, Almaty
Tel: +7 7272 505 800
parker.easteurope@parker.com

LV – Latvia, Riga
Tel: +371 6 745 2601
parker.latvia@parker.com

MX – Mexico, Apodaca
Tel: +52 81 8156 6000

MY – Malaysia, Shah Alam
Tel: +60 3 7849 0800

NL – The Netherlands, Oldenzaal
Tel: +31 (0)541 585 000
parker.nl@parker.com

NO – Norway, Ski
Tel: +47 64 91 10 00
parker.norway@parker.com

NZ – New Zealand, Mt Wellington
Tel: +64 9 574 1744

PL – Poland, Warsaw
Tel: +48 (0)22 573 24 00
parker.poland@parker.com

PT – Portugal, Leca da Palmeira
Tel: +351 22 999 7360
parker.portugal@parker.com

RO – Romania, Bucharest
Tel: +40 21 252 1382
parker.romania@parker.com

RU – Russia, Moscow
Tel: +7 495 645-2156
parker.russia@parker.com

SE – Sweden, Spånga
Tel: +46 (0)8 59 79 50 00
parker.sweden@parker.com

SG – Singapore
Tel: +65 6887 6300

SK – Slovakia, Banská Bystrica
Tel: +421 484 162 252
parker.slovakia@parker.com

SL – Slovenia, Novo Mesto
Tel: +386 7 337 6650
parker.slovenia@parker.com

TH – Thailand, Bangkok
Tel: +662 717 8140

TR – Turkey, Istanbul
Tel: +90 216 4997081
parker.turkey@parker.com

TW – Taiwan, Taipei
Tel: +886 2 2298 8987

UA – Ukraine, Kiev
Tel +380 44 494 2731
parker.ukraine@parker.com

UK – United Kingdom, Warwick
Tel: +44 (0)1926 317 878
parker.uk@parker.com

US – USA, Cleveland
Tel: +1 216 896 3000

VE – Venezuela, Caracas
Tel: +58 212 238 5422

ZA – South Africa, Kempton Park
Tel: +27 (0)11 961 0700
parker.southafrica@parker.com



INDEX OF CONTENTS

Low-Pressure

Series	Material	Page
02KA	Brass/Steel	22
08KF	Brass/Steel	87
08KL	Brass/Steel	164
13KA	Brass/Steel	71
1400KA	Brass/Steel	54
1423KA	Brass/Steel	56
14KA	Brass/Steel	44
14KE	Self-Venting	270
1600KA	Brass/Steel	77
1625KA	Brass/Steel	79
1700KA	Brass/Steel	97
1700KB	Brass/Steel	142
1727KA	Brass/Steel	99
17KA	Brass/Steel	32
18KA	Brass/Steel	46
18KE	Self-Venting	272
19KA	Brass/Steel	48
20KA	Brass/Steel	26
20KA	Stainless Steel	170
20KB	Brass/Steel	120
20KB	Stainless Steel	188
204KL	Brass/Steel	150
204KL	Stainless Steel	210
206KL	Brass/Steel	157
206KL	Stainless Steel	216
209KL	Brass/Steel	166
209KL	Stainless Steel	222
21KA/21KB	Thermoplastic	232
21KA	Brass/Steel	34
21KA	Stainless Steel	173
21KA	Coded	292
21KB	Brass/Steel	123
21KB	Stainless Steel	193
21KD	Safety	266
21KL	Brass/Steel	152
21KL	Stainless Steel	212
21KS	Safety	256
225KL	Stainless Steel	224
22KA	Brass/Steel	50
23KA	Brass/Steel	52
23KE	Self-Venting	274
24KA	Brass/Steel	58
24KE	Self-Venting	276
25KA	Brass/Steel	73
25KA	Stainless Steel	180
25KA	Coded	295
25KB	Brass/Steel	135
25KB	Stainless Steel	197
25KD	Safety	268
25KE	Self-Venting	280
25KL	Brass/Steel	159
25KL	Stainless Steel	218
25KS	Safety	260
26KA	Brass/Steel	66
26KA	Stainless Steel	177
26KB	Brass/Steel	132

Series	Material	Page
26KE	Self-Venting	278
27KA	Brass/Steel	95
27KA	Stainless Steel	184
27KB	Brass/Steel	139
27KB	Stainless Steel	201
27KE	Self-Venting	282
28KS	Safety	263
29KA	Brass/Steel	113
303KB	Stainless Steel	191
30KA	Brass/Steel	91
31KA	Brass/Steel	60
32KA	Brass/Steel	101
33KA	Brass/Steel	81
34KA	Brass/Steel	103
37KA	Brass/Steel	109
37KE	Self-Venting	284
38KB	Brass/Steel	146
38KB/SF	Brass/Steel	115
39KB	Brass/Steel	148
39KB/SF	Brass/Steel	117
39KL	Brass/Steel	168
40KA	Brass/Steel	93
41KF	Brass/Steel	105
42KF	Brass/Steel	107
45KF	Brass/Steel	89
48KA/KB	Thermoplastic	241
50KA	Brass/Steel	24
51KB	Brass/Steel	128
51KB/SF	Brass/Steel	62
52KB	Brass/Steel	130
52KB/SF	Brass/Steel	64
57KB	Brass/Steel	144
57KB/SF	Brass/Steel	111
65-67	Coded	298
71KB	Stainless Steel	204
71KB	Thermoplastic	246
72KB	Stainless Steel	205
72KB	Thermoplastic	247
73KB	Stainless Steel	206
73KB	Thermoplastic	248
74KB	Stainless Steel	207
74KB	Thermoplastic	249
75KB	Stainless Steel	208
75KB	Thermoplastic	250
76KB	Stainless Steel	209
76KB	Thermoplastic	251
77KB	Thermoplastic	252
84KA	Brass/Steel	83
90KA	Brass/Steel	40
91KA	Brass/Steel	30
93KF	Brass/Steel	85
93KL	Brass/Steel	162
95KS	Breathing Air	286
96KS	Breathing Air	288
99KL	Stainless Steel	220
SSV21	Safety	259

Series	Material	Page
TF3800	Thermo-oil	290
TF5000	Thermo-oil	290
TF10000	Thermo-oil	290

Accessories

Description	Page
2 Way Manifold	321
2 Way Manifold Assembly	322
3 Way Manifold	321
3 Way Manifold Assembly	322
4 Port Manifold	311
90° Elbow	311
Blanking Plug	312
Blanking Plug, tapered	313
Blow-Guns	330
Bulkhead Fitting	316
Bulkhead Lock Nut	312
Double Banjo Fitting	315
Dust Caps	323
Equal Ended Cross	314
Equal Ended Tee	314
Female Elbow	320
Female Stud Fitting	314
Female Tee	319
Female Tee	319
Female x Female Socket	310
Female Y	320
Fixed Spring Guard	317
Hose Repairer	307
Hose Repairer, short	307
Hose Tail Barb, Fem. Thread	307
Hose Tail Barb, Male Thread	305
Hose Tail Elbow	316
Hose Tail, long	305
Hose Tail, short	304
Male Elbow	319
Male Stud Elbow	318
Male Stud Run Tee	317
Male x Male Nipple	308
Male x Male Nipple adjust.	309
Male-/Female-Elbow	320
Manifold	322
Multi-Port Manifold	312
Pressure Reducing Valve	323
Push-In	324
RectuTest	302
Reducing Bush, long	310
Reducing Bush, short	309
Single Banjo Fitting	315
Spring Guard	318
Stud Fitting	316
Swivel Joint	323
Swivelling Spring Guard	314
Tee	311

Accessories**Description Page**

Threaded Nut	304
Washer, Aluminium	313
Washer, Fiber	313
Washer, PVC	313

Medium-/High-Pressure**Description Page****T-Series**

T2300	364
T2500	366
T3800	368
T5000	371
T7500	374
T10000	377
T15000	380
T20000	383

H-Series

TH5000/7500/10000	386
-------------------	-----

FF-Series

TFF2500	388
TFF3800	390
TFF5000	392
TFF7500	395
TFF10000	398

TIA-Series

TIA2500	402
TIA3800	404
TIA5000	406
TIA7500	408
TIA10000	410

TIB-Series

71KB	412
TIB2500/72KB	413
TIB3800/73KB	416
TIB5000/74KB	419
TIB7500/75KB	422
TIB10000/76KB	425

TIF-Series

TIF2300	428
TIF2500	430
TIF3800	433
TIF5000	436
TIF6300	439
TIF7500	442
TIF10000	445

Medium-/High-Pressure**Description Page**

TEMA MULTI-LINE®	448
------------------	-----

THP-Serie

THP1000	470
THP1500	472

Accessories Middle-Pressure

Adapters	463
Components for	
Multi Couplings	469
Hinged lids	468
Pressure Relief Valve	462
Swivel Joints	458

Accessories High-Pressure

Adapters	474
----------	-----

Measuring-Systems

System 100	451
PJS	456

Hoses and Tubing**Description Page**

Nylon 12	
RECTULASTIC	342

Polyurethane

RECTUFLEX	346
with straight extension	348
SUPERBRAID	350
ULTRA-LITE	351
RECTUSPARK	352

PVC

RECTUSOFT	353
-----------	-----

PVDF

RECTUCHEM	354
-----------	-----

Accessories Hoses

Clips	356
Fittings	355
Hose Cutter	355
Hose Reels	356

General Conditions of Sale

RECTUS GmbH, Daimlerstr. 7, 71735 Eberdingen – Germany

I. General

(1) The present General Conditions of Sale of Parker Hannifin GmbH & Co. KG ("Vendor") ("Conditions") shall apply only to entrepreneurs in the sense of Art. 14 German Civil Code ("Buyer") with regard to the sale of machinery, integrated software and other products ("Products"). (2) Offers, order confirmations, deliveries and services provided by the Vendor shall be undertaken solely on the basis of these Conditions. (3) The Conditions shall also govern all future business relationships including where this has not been expressly agreed again. (4) Counterconfirmations by the Buyer citing his Terms of Business and/or Purchase Conditions shall not be valid, even where the Vendor has not expressly taken exception to them. (5) Divergences from the present Conditions shall only be effective where they are confirmed in writing by the Vendor.

II. Offer and Conclusion of Contract

(1) The Vendor's offers are subject to change except where they have been expressly specified as binding. (2) A contract shall be created only in conjunction with an order confirmation from the Vendor. The order confirmation may be issued in writing or in electronic form (including EDI, remote data transmission or machine-readable data carriers). This shall also apply to additions, amendments or supplementary agreements. The issue of an invoice shall be deemed an order confirmation. (3) Order or article numbers relate to the given latest issue of the Vendor's documents such as catalogues or brochures which also contain further technical details. These documents serve only to provide information where they are not specified as binding or unless they exactly correspond to the purpose of use contractually foreseen by the Contracting Parties. No guarantee is given for the precise unit weights as specified from time to time in the catalogue. (4) Drawings, sketches, dimensions, weights and other performance data shall only be binding where this has been expressly agreed in writing. All drawings and documents shall be returned automatically to the Vendor where no contract is effected. (5) Where it becomes apparent after conclusion of the contract that the Vendor's claim to consideration is endangered through the Buyer's inability to perform, in particular because of open, outstanding invoices, the Vendor shall be entitled to refuse performance of the contract until the Buyer has effected the consideration or provided security for same. The Vendor shall be entitled to withdraw from the contract where the Buyer fails to perform having been given an appropriate deadline for effecting the consideration or providing security for same. The Buyer's countervailing rights shall not be affected.

III. Prices and Payment Terms

(1) The prices specified by the Vendor in his offers are subject to change except where they have been designated as binding. Unless otherwise stated in the order confirmation, prices shall be ex works/warehouse of the Vendor exclusive of packaging, postal charges, freight, other shipping charges, insurance and excise duty which shall be shown separately in the invoice. Packaging shall be charged at cost price. VAT is not included in the Vendor's prices. The rate valid at the time shall be shown separately in the invoice. (2) All of the Vendor's invoices shall be payable in Euro at the place specified by the Vendor net 30 days from the date of the invoice without deduction or within 14 days from the date of invoice with a 2% cash discount. Cash discounts shall not be permissible where existing payments from older, due invoices remain outstanding. Any applicable cash discounts are to be deducted from the gross invoice amount. (3) The Vendor shall be entitled, irrespective of contrary Buyer terms, to set off payments against the Buyer's older debts. Where costs and interest charges have already accrued, the Vendor shall be entitled to set off payments firstly against the costs, then against the interest charges and finally against the main payment. (4) A payment shall only be considered fulfilled when the corresponding sum has been received by the Vendor. (5) Where the Buyer falls into arrears with his payment obligations the Vendor is entitled, after a suitable deadline has elapsed, to demand that all outstanding debts be paid immediately or that other securities be provided.

IV. Setting Off, Right to Retention, Non-Assignability

(1) The Buyer shall only be entitled to set off or retention with regard to claims which are undisputed or which have been recognised by declaratory judgment. Deductions because of defects shall be subject to the same restrictions. (2) The Buyer declares that his claims and obligations may be set off by the Seller and his associated companies. Claims and obligations of the Buyer's associated companies may also be set off in the same way. (3) The Buyer's rights out of the contract and these Conditions are non-transferable.

V. Delivery and Performance Time

(1) The dates and deadlines specified by the Vendor are subject to change unless expressly agreed otherwise in writing. Individual delivery time agreements shall be required for on demand and blanket orders. (2) Delivery deadlines shall commence on the day on which the Buyer's order is received by the Vendor. The Vendor's observance of his delivery obligation presumes that the Buyer shall meet his obligations properly and in full; in particular the Vendor must be in possession of all documents, parts, details and licences required from the Buyer and any agreed part-payments must have been made. (3) The day of delivery shall be the day on which the Buyer is notified that the goods are ready for collection. Where delivery is due, the day of delivery shall be the day on which the goods are handed over to the party effecting the transport. (4) Acceptable part deliveries and part-performances are permissible to a reasonable degree. Moreover unavoidable divergences in quantity of up to +/- 5-10% shall not be deemed as insufficient quantity. (5) The Vendor shall not be responsible for delivery and performance delays caused by force majeure. In the event of force majeure and labour disputes the Buyer shall be released from his obligation to perform for the duration of such interruption and to the extent of its effect. The Buyer is obliged to provide all necessary information and to adjust his obligations to the altered circumstances in good faith within the bounds of what may reasonably be expected.

The Buyer shall only be entitled to withdraw from the contract where the agreed delivery time exceeds the duration of a force majeure event plus an appropriate extra deadline period. Prior to this, the right to withdraw shall only apply where the Vendor has informed the Buyer in writing that the delivery cannot be made by him or can no longer be made. The foregoing restriction shall not apply to transactions where time is of the essence. (6) Where the Vendor's delivery is delayed, and where a delivery date has been agreed in writing, the Buyer may withdraw from the contract once he has given the Vendor a suitable deadline for supplementary performance of at least 14 days save where, exceptionally, no such deadline is required.

Where the Buyer does not specify during such deadline period whether he insists on performance or intends to exercise his right to withdraw and where such declaration is not received by the Vendor within a further period of 7 days, the Vendor shall in turn be entitled to withdraw from the contract. The Buyer's right to claim damages pursuant to section X. below shall remain unaffected.

VI. Transfer of Risk

(1) The risk shall transfer to the Buyer as soon as the goods have left the Seller's works, an outside warehouse or, in the event of direct delivery of goods not manufactured by the Seller himself, the warehouse of the subcontractor. Where the dispatch or collection of the goods is delayed or impossible on grounds for which the Seller is not responsible, the risk shall transfer to the Buyer once the Vendor has notified his readiness to dispatch. (2) Goods delivered, even where they display minor defects, shall be accepted by the Buyer, irrespective of his rights as specified at section VIII. below.

VII. Right of Retention to Title

(1) The delivered goods shall remain the property of the Vendor until the Buyer has met all obligations arising out of the business relationship. (2) Processing or mixture of goods subject to retention shall always be undertaken with the Vendor in the role of manufacturer yet shall not be binding upon him. Where the Vendor's part ownership lapses through confusion of goods it is herewith agreed that the Buyer's part ownership in the goods shall be transferred pro rata to the value of the invoice amount. The Buyer shall hold goods owned or part-owned by the Vendor at his own expense. (3) The Buyer undertakes to protect the goods owned or part-owned by the Vendor with the due care of a proper businessman against spoilage, deterioration or loss, also in regard to his buyers. (4) The Buyer is entitled to process and sell goods subject to retention in the normal course of business. Such goods may not be mortgaged or assigned as security. The Buyer herewith declares that he assigns any claims arising out of the resale of the goods subject to retention or on any other legal grounds, together with all ancillary rights, to the Vendor. (5) Where third parties wish to seize the goods subject to retention, the Buyer shall advise them of the Vendor's ownership and shall inform the Vendor without delay. Costs and damages shall be borne by the Buyer. (6) Where the Buyer is in arrears with payment, the Vendor shall be entitled to withdraw from the contract and shall recover the goods subject to retention at the Buyer's expense or, where appropriate, shall demand that the Buyer assign any rights of recovery which the Buyer may have against third parties to the Vendor. The Vendor's right to claim damages shall remain unaffected. The same shall apply in the event of any other breach of contract by the Buyer. (7) The Vendor undertakes to release securities owed to him at the Buyer's request insofar as the realisable value of such securities does not exceed the value of his claims by more than 20%. The securities thus released shall be determined at the Vendor's discretion.

VIII. Defect Claims

(1) The Vendor shall be liable for ensuring that his products are free of manufacturing and material defects and that they are otherwise of the quality specified in the order confirmation. The Vendor shall only give guarantees where these are provided expressly in writing and designated as guarantees. The Buyer shall only have the right to claim for defects where he has properly fulfilled his inspection and notification obligations pursuant to Art. 377 German Commercial Code.

(2) For products with integrated software a separate sales contract shall be concluded with regard to the software. A defect in such software does not represent a defect in the product as a whole unless the remaining product does not meet the standard agreed by Vendor and Buyer because of the software defect. Where such a quality has not been agreed, a software defect shall only represent a defect in the product as a whole where the product, owing to such software defect, is not suitable for the contractually agreed or usual use. (3) Industry standard divergences shall only be deemed defects where this has been expressly agreed in writing by the Contracting Parties. The Vendor's declarations in his catalogues, brochures and price lists with regard to the items available and their performance serve only as descriptions, designations and guidelines, provided that this has not been otherwise agreed by the Contracting Parties in the order confirmation or in terms of the contractually agreed purpose. Minor, insignificant divergences compared with the catalogues or compared with previously delivered goods shall not be deemed defects. (4) The Buyer shall himself check whether the goods ordered from the Vendor are suitable for his intended purpose. Goods which are not suitable shall only be deemed defective where the Vendor has confirmed their suitability to the Buyer in writing. (5) Wear and tear of expendable parts during the course of normal use does not represent a defect. (6) Where the Vendor's instructions with regard to installation, fitting, operation or servicing are not observed, where alterations to the products are made, where parts are exchanged or consumables used which do not correspond with the original specifications, the right to claim for defects shall apply only where the Buyer can provide proof that the defect was not caused by such action but was already present at the time the risk was transferred. (7) Where the goods have not yet been delivered to the end consumer, the Vendor shall be obliged in the event of justified and properly notified defects to either remedy the defects or to replace the goods or parts thereof at his discretion. Where replacement deliveries or repairs fail, the Buyer may, at his discretion, only demand a discount or withdrawal from the contract. The Buyer's right to withdraw and right to claim damages in place of full performance shall only apply where the defect is material. The Buyer's right to claim damages shall apply pursuant to section X. below. (8) Where the goods have already been delivered to an end consumer, the Buyer shall on principle only be entitled to make such defect claims against the Buyer as have been notified to him by his own buyer. (9) Defect claims cannot be made against the Vendor where the goods have been returned on the basis of goodwill arrangements not agreed with the Vendor. Furthermore the Buyer shall not be entitled to withdraw from the contract where he has been required to take back the goods because he has not properly fulfilled his obligation of supplementary performance and, in particular, where he has failed to fulfil his obligation of supplementary performance within a specified deadline.

The Buyer shall inform the Vendor in advance in writing of his own buyer's claim for supplementary performance and shall advise the Vendor of his proposed method of supplementary performance and the approximate associated costs. In the interests of the Vendor, the Buyer is obliged to keep expenditure as low as possible pursuant to Art. 439, para. 2 German Civil Code and to follow the Vendor's suggestions for a cheaper means of providing supplementary performance.

(10) Where the Vendor is in breach of non performance-related obligations pursuant to Art. 241, para. 2 German Civil Code, the Buyer shall have the right to withdraw and the right to claim damages instead of performance where he may no longer be reasonably expected to honour the contract. (11) Where a defect is to be remedied, the Vendor is obliged to bear all expenses, and in particular all transport, travel, labour and material costs which are necessarily incurred for the purpose of remedying the defect provided that such costs do not arise from the transportation of the given item to some place other than the place of performance. (12) Defect claims shall lapse 12 months from delivery of the goods to the Buyer. In the event of intent or negligence, section X. below shall apply.

IX. Software

The Vendor's software is not intended for private use. It may only be installed and/or used by qualified personnel who are familiar with the Vendor's installation and warning information. Any incorrect installation, usage and/or servicing of the software by the Buyer may cause the software to malfunction and/or may cause damage to plant and/or machinery or people. Where software defects are caused by the Buyer's failure to observe the Vendor's installation and warning instructions and/or the Buyer's improper use and/or servicing of the software, these shall not be covered by the Vendor's warranty obligation. Equally the Vendor accepts no liability for consequential losses resulting therefrom. This shall apply in particular with regard to any damage suffered by the software and/or consequential damage caused to machinery, plant, other products or people by the defective software.

X. Disclaimer

(1) The Vendor's liability shall be unlimited in the event of intent or gross negligence in relation to culpable injury to life, limb or health, for defects which he has deliberately concealed or in the event that he has provided a guarantee of quality or durability. The Vendor's liability shall also be unlimited within the scope of product liability and other liability legislation.

(2) In the event of culpable violation of material contractual obligations, the Vendor shall also be liable for minor negligence although this shall be limited to contract-typical damages which may reasonably be foreseen at the time the contract is concluded. Material contractual obligations are those the violation of which endangers the object of the contract because those rights of the Buyer are then taken or restricted which the Vendor is meant to be granting him under the terms of the contract. (3) Further damage claims, particularly claims relating to pecuniary loss, are excluded. (4) The above liability restrictions specified here at section X. also apply to employees, representatives, agents and assistants of the Vendor.

XI. Rights of Usage and Processing, Property Rights

(1) Insofar as the Vendor manufactures goods based on an order from the Buyer and in keeping with his instructions and guidelines and delivers these to the Buyer, the Buyer shall be liable to the Vendor with regard to ensuring that the deliveries and services ordered do not violate the property rights of any third party. He shall indemnify the Vendor against any such claims and shall compensate him for any losses thus incurred. (2) Where the Vendor makes tools, drafts, installation suggestions or other drawings and documentation available to the Buyer together with the goods, the former shall retain title and all property and usage rights to such items. The Buyer shall only be entitled to usage within the scope of the sale contract; he shall in particular not be entitled to reproduce such items or make them available to third parties. (3) Where the products in question are integrated software, the Buyer is entitled to use them to the extent defined in the contract. The intellectual property rights to the software and any manuals delivered with it shall remain unaffected. The Buyer may only reproduce the software and/or manuals or make them available to third parties where this is imperative under legislation. Art. 69 a ff. of the Copyright Act (UrhG) shall remain unaffected. The Vendor gives no guarantee and accepts no liability for the software where and insofar as it has been altered or improperly used by the Buyer.

XII. Non-Disclosure Clause

(1) Unless otherwise expressly agreed in writing, all information to which the Buyer is made privy within the scope of the contractual relationship shall be treated as confidential. (2) Confidentiality shall not apply to such information of which the party who received the information ("receiving party") can verifiably demonstrate that it was already aware prior to disclosure provided that the receiving party informs the party which disclosed the information ("disclosing party") within one month of receipt of such information; which at the time of its disclosure to the receiving party was already in the public domain or accessible, or entered the public domain or became accessible after disclosure without any violation of this agreement on the part of the receiving party; that the receiving party shall receive from third parties provided that this information does not form part of a non-disclosure agreement with the disclosing party; the disclosure of which to third parties has been approved in advance in writing by the disclosing party or the disclosure of which the disclosing party is obliged either under legislation or by court order or by official directive. (3) The obligation to observe confidentiality shall also apply after the contractual relationship has ended.

XIII. Data Protection

The Vendor shall store and process all data relating to the Client obtained in connection with the contract for his own purposes observing the provisions of the Federal Data Protection Act.

XIV. Severance Clause

Where one of the provisions of these Conditions or any other provision in any other agreement is or should become invalid or where any loophole is contained this shall not affect the validity of the remaining provisions or the contracts as a whole. Loopholes shall be filled with such valid provisions as would have been agreed by the Contracting Parties in keeping with the economic purpose of the contract and these General Conditions of Sale had they recognised the loophole in the first instance.

XV. Place of Jurisdiction, Place of Performance

The sole and exclusive place of jurisdiction for any disputes arising out of or in connection with these Conditions (including any relating to tort claims) between the Contracting Parties shall be Bielefeld. The Vendor is however entitled to take action against the Buyer at his registered office. Unless otherwise specified in the order confirmation, the place of performance shall be the registered office or branch office of the Vendor carrying out the respective delivery.

XVI. Applicable Law

The laws of the Federal Republic of Germany shall govern the terms of business and all legal relationships between the Buyer and the Vendor. The United Nation Convention on Contracts for the International Sale of Goods ("CISG") is excluded.

Parker's Motion & Control Technologies

At Parker, we're guided by a relentless drive to help our customers become more productive and achieve higher levels of profitability by engineering the best systems for their requirements. It means looking at customer applications from many angles to find new ways to create value. Whatever the motion and control technology need, Parker has the experience, breadth of product and global reach to consistently deliver. No company knows more about motion and control technology than Parker. For further info call 00800 27 27 5374.



AEROSPACE

Key Markets

- Aircraft engines
- Business & general aviation
- Commercial transports
- Land-based weapons systems
- Military aircraft
- Missiles & launch vehicles
- Regional transports
- Unmanned aerial vehicles

Key Products

- Flight control systems & components
- Fluid conveyance systems
- Fluid metering delivery & atomization devices
- Fuel systems & components
- Hydraulic systems & components
- Inert nitrogen generating systems
- Pneumatic systems & components
- Wheels & brakes



CLIMATE CONTROL

Key Markets

- Agriculture
- Air conditioning
- Food, beverage & dairy
- Life sciences & medical
- Precision cooling
- Processing
- Transportation

Key Products

- CO₂ controls
- Electronic controllers
- Filter driers
- Hand shut-off valves
- Hose & fittings
- Pressure regulating valves
- Refrigerant distributors
- Safety relief valves
- Solenoid valves
- Thermostatic expansion valves



ELECTROMECHANICAL

Key Markets

- Aerospace
- Factory automation
- Food & beverage
- Life science & medical
- Machine tools
- Packaging machinery
- Paper machinery
- Plastics machinery & converting
- Primary metals
- Semiconductor & electronics
- Textile
- Wire & cable

Key Products

- AC/DC drives & systems
- Electric actuators
- Controllers
- Gantry robots
- Gearheads
- Human machine interfaces
- Industrial PCs
- Inverters
- Linear motors, slides and stages
- Precision stages
- Stepper motors
- Servo motors, drives & controls
- Structural extrusions



FILTRATION

Key Markets

- Food & beverage
- Industrial machinery
- Life sciences
- Marine
- Mobile equipment
- Oil & gas
- Power generation
- Process
- Transportation

Key Products

- Analytical gas generators
- Compressed air & gas filters
- Condition monitoring
- Engine air, fuel & oil filtration & systems
- Hydraulic, lubrication & coolant filters
- Process, chemical, water & microfiltration filters
- Nitrogen, hydrogen & zero air generators



FLUID & GAS HANDLING

Key Markets

- Aerospace
- Agriculture
- Bulk chemical handling
- Construction machinery
- Food & beverage
- Fuel & gas delivery
- Industrial machinery
- Mobile
- Oil & gas
- Transportation
- Welding

Key Products

- Brass fittings & valves
- Diagnostic equipment
- Fluid conveyance systems
- Industrial hose
- PTFE & PFA hose, tubing & plastic fittings
- Rubber & thermoplastic hose & couplings
- Tube fittings & adapters
- Quick disconnects



HYDRAULICS

Key Markets

- Aerospace
- Aerial lift
- Agriculture
- Construction machinery
- Forestry
- Industrial machinery
- Mining
- Oil & gas
- Power generation & energy
- Truck hydraulics

Key Products

- Diagnostic equipment
- Hydraulic cylinders & accumulators
- Hydraulic motors & pumps
- Hydraulic systems
- Hydraulic valves & controls
- Power take-offs
- Rubber & thermoplastic hose & couplings
- Tube fittings & adapters
- Quick disconnects



PNEUMATICS

Key Markets

- Aerospace
- Conveyor & material handling
- Factory automation
- Food & beverage
- Life science & medical
- Machine tools
- Packaging machinery
- Transportation & automotive

Key Products

- Air preparation
- Compact cylinders
- Field bus valve systems
- Grippers
- Guided cylinders
- Manifolds
- Miniature fluidics
- Pneumatic accessories
- Pneumatic actuators & grippers
- Pneumatic valves and controls
- Rodless cylinders
- Rotary actuators
- Tie rod cylinders
- Vacuum generators, cups & sensors



PROCESS CONTROL

Key Markets

- Chemical & refining
- Food, beverage & dairy
- Medical & dental
- Microelectronics
- Oil & gas
- Power generation

Key Products

- Analytical sample conditioning products & systems
- Fluoropolymer chemical delivery fittings, valves & pumps
- High purity gas delivery fittings, valves & regulators
- Instrumentation fittings, valves & regulators
- Medium pressure fittings & valves
- Process control manifolds



SEALING & SHIELDING

Key Markets

- Aerospace
- Chemical processing
- Consumer
- Energy, oil & gas
- Fluid power
- General industrial
- Information technology
- Life sciences
- Military
- Semiconductor
- Telecommunications
- Transportation

Key Products

- Dynamic seals
- Elastomeric o-rings
- EMI shielding
- Extruded & precision-cut, fabricated elastomeric seals
- Homogeneous & inserted elastomeric shapes
- High temperature metal seals
- Metal & plastic retained composite seals
- Thermal management



ENGINEERING YOUR SUCCESS.



RECTUS GmbH
Quick Coupling Division Europe
Daimlerstr. 7
71735 Eberdingen – Germany
Phone +49 (0)7042/100-0
Fax +49 (0)7042/100-147
www.rectus.de

ENGINEERING YOUR SUCCESS.