



Photo: Herrenknecht

aerospace  
climate control  
electromechanical  
filtration  
fluid & gas handling  
hydraulics  
pneumatics  
process control  
sealing & shielding



# Industrial Hoses

Catalogue



ENGINEERING YOUR SUCCESS.



# Detailed table of Contents

Alphabetical Index	IV
Index by Application	V
Partnumber Index	VI

## Promotional pages

Global hose	13
Silicone Hose	14
E-Z Form	14
Barrier Hose	15
POLIAX range	15
GAMBRINUS range	16
Polyurethane Lay Flat Hose	16
Low Temperature Hose	17

## Technical Handbook






































































































Hose Selection Matrix	TH4
Hose Part Number Description	TH8
Parker Safety Guide	TH37

## Hose Technical Specification

 Oil & Fuel	A
 Automotive	B
 Air	C
 Gas	D
 Water	E
 Hot water & Steam	F
 Acid & Chemicals	G
 Material Handling	H
 Beverage & Food	I
 Ducting	J
 Multipurpose	K









































































































We reserve the right to modify whenever necessary the features and specifications of the products included in this publication without prior notice.

# Alphabetical Index










































A	Page	F	Page	P	Page
 AIRBRAKE DIN 74310	B8	 FUCINO 10	E4	 POLIAX D EN 12115	G5
 AIRBRAKE SAE J 1402-A	B9	 FUCINO 20	E4	 POLIAX D SM EN 12115	G6
 AIRTEMP 220	C7	<b>G</b>		 POLIAX F EN 12115	G9
 APERFLAT MB	E9	<b>Page</b>		 POLIAX PHARMA	G10
 APERFRUT 20	K15	 GAMBRINUS ANTICRUSH	I8	 POLIAX UPE CON SM EN 12115	G7
 APERFRUT 40	K15	 GAMBRINUS BLACK SM 10	I11	 POLIAX UPE CON SM OND EN 12115	G8
 APERFRUT 80	K15	 GAMBRINUS BLUE 10	I6	 PRESCORD N/R - 10	E5
 APERSPIR	I13	 GAMBRINUS BLUE 10 SM	I7	 PROPANPRESS EN ISO 3821 NA/L 20	D7
 ARCTIC-EDGE	K13	 GAMBRINUS RED 10	I9	 PYTHON N/L 20	K7
 ASPIREX	J4	 GAMBRINUS RED 10 SM	I10	 PYTHON NV/L 20	K8
 ASPIREX 140°	J5	 GAMBRINUS UPE SM EN 12115	I5	 PYTHON NY/L 30	K9
 ASPIREX PU/ANC	J6	 GASTRUCK EN 1762 D-M	A13	<b>R</b>	
 AUTOGENE EN ISO 3821 NR/L - NB/L 20	D4	 GST® II BLACK 15	K4	<b>Page</b>	
<b>B</b>		 GST® II BLACK 20	K6	 RADIOR 10	B4
<b>Page</b>		 GST® II RED 15	K5	 RADIOR 3 (coil)	F4
 BETON 80	H8	<b>I</b>		 RADIOR 3 (cut lenght)	F5
 BEVERA 10	E7	<b>Page</b>		 RADIOR DIN 6 (coils)	B6
 BIPRESS EN ISO 3821 B-R/L 20	D5	 IDRO 10	E6	 RADIOR K 1003	F6
<b>C</b>		 INERPRESS EN ISO 3821 N/L 20	D6	 RAGUSA 4	A12
<b>Page</b>		 INGLAS +	F8	 ROBUR GPL	A14
 CALORE PLUS	F9	 INTONACATRICI 40	H7	<b>S</b>	
 CARBO G NW/L 10 - NB/R 10	D8	 IR IRRIGATION PU HOSE	E8	<b>Page</b>	
 CARBOBLUE N/L 10	B13	<b>J</b>		 SERIES 395 SAE J 30R7	B10
 CARBOBLUE N/L 20	B13	<b>Page</b>		 SERIES 6722	B7
 CARBOCORD EN 12115	A7	 JETCORD B ISO 1825	A15	 SERIES 7108	G4
 CARBOPRESS N/L 10	A4	 JETCORD C ISO 1825	A16	 SM TR 311	B15
 CARBOPRESS N/L 20	A4	 JETCORD E ISO 1825	A17	 SUPER-FLEX® FL	B17
 CARBURITE 10	A5	 JETCORD F ISO 1825	A18	 SUPER-FLEX® FL-7	B16
 CEMENT 713 10	H5	 JIFFY™	K14	<b>T</b>	
 CEMENT SM 10	H6	 JUMBO	K10	<b>Page</b>	
 CERGOM	H9	<b>L</b>		 TBE	B12
 CERVINO EN 12115	A10	<b>Page</b>		 TBSE	B11
 CHEMIOEL EN 12115	A8	 LIBECCIO EN ISO 3861	H4	 TE AS ANTISTATIC PU HOSE	K16
 CHEMIOEL EN 12115 OND	A9	<b>M</b>		 TE POTABLE WATER PU HOSE	I15
 CHEMIOEL EN 12115	A8	<b>Page</b>		 THERMOPRESS 10	F7
 CHEMIOEL EN 12115 OND	A9	 MASKPRESS EN 14594 Class B	C8	 TS SLURRY PU HOSE	K17
<b>D</b>		 MINIERA 10	C4	<b>V</b>	
<b>Page</b>		 MINIERA 20 MSHA	C5	<b>Page</b>	
 DIVER 100 EN 250	C9	 MINIERA 40	C6	 VAPORE 164 EN ISO 6134 Type 1/A	F10
 DRINKPRESS WB/L 10	I4	 MULTIREX	E10	 VIGOR 2 EN ISO 6134 Type 2/A	F11
<b>E</b>		<b>O</b>		 VINITRESS	I12
<b>Page</b>		<b>Page</b>		<b>W</b>	
 ENOREX	I14	 OILPLUS 30	A6	<b>Page</b>	
 E-Z FORM™ GS	B5	 OILPRESS N/L 20	K12	 WAVEMASTER™	B14
 E-Z FORM™ HT	A11	 OILPRESS N/L 30	K12		
 E-Z FORM™ MP	K11				
























































































# Index by Application














A – Oil & Fuel		Page	D – Gas		Page	I – Beverage & Food		Page
	CARBOPRESS N/L 10	A4		AUTOGENE EN ISO 3821 NR/L - NB/L 20	D4		DRINKPRESS WB/L 10	I4
	CARBOPRESS N/L 20	A4		BIPRESS EN ISO 3821 B-R/L 20	D5		GAMBRINUS UPE SM EN 12115	I5
	CARBURITE 10	A5		INERPRESS EN ISO 3821 N/L 20	D6		GAMBRINUS BLUE 10	I6
	OILPLUS 30	A6		PROPANPRESS EN ISO 3821 N/V/L 20	D7		GAMBRINUS BLUE 10 SM	I7
	CARBOCORD EN 12115	A7		CARBO G NB/R 10	D8		GAMBRINUS ANTICRUSH	I8
	CHEMIOEL EN 12115	A8		CARBO G NW/L 10	D8		GAMBRINUS RED 10	I9
	CHEMIOEL EN 12115 OND	A9	<b>E – Water</b>		Page		GAMBRINUS RED 10 SM	I10
	CERVINO EN 12115	A10		FUCINO 10	E4		GAMBRINUS BLACK SM 10	I11
	E-Z FORM™ HT	A11		FUCINO 20	E4		VINITRESS	I12
	RAGUSA 4	A12		PRESCORD N/R - 10	E5		APERSPIR	I13
	GASTRUCK EN 1762 D-M	A13		IDRO 10	E6		ENOREX	I14
	ROBUR GPL	A14		BEVERA 10	E7		TE POTABLE WATER PU HOSE	I15
	JETCORD B ISO 1825	A15		IR IRRIGATION PU HOSE	E8	<b>J – Ducting</b>		Page
	JETCORD C ISO 1825	A16		APERFLAT MB	E9		ASPIREX	J4
	JETCORD E ISO 1825	A17		MULTIREX	E10		ASPIREX 140°	J5
	JETCORD F ISO 1825	A18	<b>F – Hot water &amp; Steam</b>		Page		ASPIREX PU/ANC	J6
<b>B – Automotive &amp; Boat</b>		Page		RADIOR 3	F4/ F5	<b>K – Multipurpose</b>		Page
	RADIOR 10	B4		RADIOR K 1003	F6		GST® II BLACK 15	K4
	E-Z FORM™ GS	B5		THERMOPRESS 10	F7		GST® II RED 15	K5
	RADIOR DIN 6 (coils)	B6		INGLAS +	F8		GST® II BLACK 20	K6
	SERIES 6722	B7		CALORE PLUS	F9		PYTHON N/L 20	K7
	AIRBRAKE DIN 74310	B8		VAPORE 164 EN ISO 6134 Type 1/A	F10		PYTHON NV/L 20	K8
	AIRBRAKE SAE J 1402-A	B9		VIGOR 2 EN ISO 6134 Type 2/A	F11		PYTHON NY/L 30	K9
	SERIES 395 SAE J 30R7	B10	<b>G – Acid &amp; Chemicals</b>		Page		JUMBO	K10
	TBSE	B11		SERIES 7108	G4		E-Z FORM™ MP	K11
	TBE	B12		POLIAx D EN 12115	G5		OILPRESS N/L 20	K12
	CARBOBLUE N/L 10 - 20	B13		POLIAx D SM EN 12115	G6		OILPRESS N/L 30	K12
	WAVEMASTER™	B14		POLIAx UPE CON SM EN 12115	G7		ARCTIC-EDGE	K13
	SM TR 311	B15		POLIAx UPE CON SM OND EN 12115	G8		JIFFY™	K14
	SUPER-FLEX® FL-7	B16		POLIAx F EN 12115	G9		APERFRUT 20	K15
	SUPER-FLEX® FL	B17		POLIAx PHARMA	G10		APERFRUT 40	K15
	SUPER-FLEX® FL	B17	<b>H – Material Handling</b>		Page		APERFRUT 80	K15
<b>C – Air</b>		Page		LIBECCIO EN ISO 3861	H4		TE AS ANTISTATIC PU HOSE	K16
	MINIERA 10	C4		CEMENT 713 10	H5		TS SLURRY PU HOSE	K17
	MINIERA 20 MSHA	C5		CEMENT SM 10	H6			
	MINIERA 40	C6		INTONACATRICI 40	H7			
	AIRTEMP 220	C7		BETON 80	H8			
	MASKPRESS EN 14594 Class B	C8		CERGOM	H9			
	DIVER 100 EN 250	C9		CERGOM	H9			

# Partnumber Index

Partnumber (IH+6 digits)	Hose	page
IH110013	 TBE	B12
IH301121	 PRESCORD N/R - 10	E5
IH301140	 RADIOR 10	B4
IH301160	 PRESCORD N/R - 10	E5
IH301165	 JUMBO	K10
IH302400	 DRINKPRESS WB/L 10	I4
IH303101	 DIVER 100 EN 250	C9
	 MASKPRESS EN 14594 Class B	C8
IH303151	 AIRBRAKE DIN 74310	B8
	 AIRBRAKE SAE J 1402-A	B9
IH303512	 PYTHON N/L 20	K7
	 PYTHON NV/L 20	K8
	 PYTHON NY/L 30	K9
IH304011	 BIPRESS EN ISO 3821 B-R/L 20	D5
IH304127	 AUTOGENE EN ISO 3821 NR/L - NB/L 20	D4
IH304128	 AUTOGENE EN ISO 3821 NR/L - NB/L 20	D4
IH304129	 AUTOGENE EN ISO 3821 NR/L - NB/L 20	D4
	 INERPRESS EN ISO 3821 N/L 20	D6
IH304132	 AUTOGENE EN ISO 3821 NR/L - NB/L 20	D4
IH304134	 PROPANPRESS EN ISO 3821 NA/L 20	D7
IH304136	 INERPRESS EN ISO 3821 N/L 20	D6
IH305010	 CARBOPRESS N/L 10 - 20	A4
IH305020	 CARBOPRESS N/L 10 - 20	A4
IH305110	 CARBOPRESS N/L 10 - 20	A4
IH305120	 CARBOPRESS N/L 10 - 20	A4
IH305150	 CARBOBLUE N/L 10 - 20	B13
	 GASTRUCK EN 1762 D-M	A13
IH305515	 CARBO G NW/L 10 - NB/R 10	D8
IH305516	 CARBO G NW/L 10 - NB/R 10	D8
IH308300	 CALORE PLUS	F9
IH308313	 RADIOR K 1003	F6
IH308320	 OILPRESS N/L 20 - 30	K12
IH308361	 RADIOR DIN 6 (coils)	B6
IH308710	 TBSE	B11
395	 SERIES 395 SAE J 30R7	B10
IH350332	 VINITRESS	I12
IH350400	 APERFRUT 20 - 40 - 80	K15
IH350401	 APERFRUT 20 - 40 - 80	K15
IH350402	 APERFRUT 20 - 40 - 80	K15
IH355600	 ASPIREX	J4
IH355601	 ASPIREX	J4

Partnumber (IH+6 digits)	Hose	page
IH355602	 ASPIREX	J4
IH355620	 ASPIREX	J4
IH355621	 ASPIREX	J4
IH355760	 ASPIREX PU/ANC	J6
IH355761	 ASPIREX PU/ANC	J6
IH355790	 ASPIREX 140°	J5
IH355791	 ASPIREX 140°	J5
IH355792	 ASPIREX 140°	J5
IH356000	 MULTIREX	E10
IH356001	 MULTIREX	E10
IH356020	 MULTIREX	E10
IH356021	 MULTIREX	E10
IH356200	 ENOREX	I14
IH356201	 ENOREX	I14
IH356410	 APERSPIR	I13
IH356411	 APERSPIR	I13
IH356530	 APERFLAT MB	E9
IH356531	 APERFLAT MB	E9
IH356532	 APERFLAT MB	E9
IH362030	 IDRO 10	E6
IH362031	 IDRO 10	E6
IH362032	 FUCINO 10 - 20	E4
IH362110	 BEVERA 10	E7
IH362140	 BEVERA 10	E7
IH362421	 GAMBRINUS ANTICRUSH	I8
IH362422	 GAMBRINUS BLACK SM 10	I11
IH362423	 GAMBRINUS UPE SM EN 12115	I5
IH362424	 GAMBRINUS BLUE 10	I6
	 GAMBRINUS BLUE 10 SM	I7
IH362425	 GAMBRINUS RED 10	I9
	 GAMBRINUS RED 10 SM	I10
IH363411	 MINIERA 20 MSHA	C5
IH363421	 MINIERA 10	C4
IH363460	 AIRTEMP 220	C7
IH363480	 MINIERA 40	C6
IH363512	 PYTHON N/L 20	K7
	 PYTHON NV/L 20	K8
	 PYTHON NY/L 30	K9
IH365205	 GASTRUCK EN 1762 D-M	A13
	 ROBUR GPL	A14
IH365223	 CARBOCORD EN 12115	A7

Partnumber (IH+6 digits)	Hose	page
IH365228	 JETCORD B ISO 1825	A15
	 JETCORD C ISO 1825	A16
IH365229	 JETCORD C ISO 1825	A16
	 JETCORD E ISO 1825	A17
	 JETCORD F ISO 1825	A18
	 JETCORD F ISO 1825	A18
IH365300	 CARBURITE 10	A5
	 CARBURITE 10	A5
IH365302	 CHEMIOEL EN 12115	A8
	 CHEMIOEL EN 12115 OND	A9
	 CHEMIOEL EN 12115 OND	A9
IH365304	 CERVINO EN 12115	A10
IH365310	 CARBURITE 10	A5
IH365331	 OILPLUS 30	A6
IH365381	 RAGUSA 4	A12
IH368000	 THERMOPRESS 10	F7
	 VAPORE 164 EN ISO 6134 Type 1/A	F10
IH368017	 VIGOR 2 EN ISO 6134 Type 2/A	F11
IH368101	 POLIAX D EN 12115	G5
	 POLIAX D SM EN 12115	G6
IH368115	 POLIAX F EN 12115	G9
	 POLIAX PHARMA	G10
	 POLIAX UPE CON SM EN 12115	G7
	 POLIAX UPE CON SM OND EN 12115	G8
	 POLIAX UPE CON SM OND EN 12115	G8
IH368202	 LIBECCIO EN ISO 3861	H4
IH368203	 LIBECCIO EN ISO 3861	H4
IH368220	 INTONACATRICI 40	H7
IH368222	 CEMENT 713 10	H5
IH368270	 BETON 80	H8
IH368290	 CERGOM	H9
IH368300	 RADIOR 3 (coil)	F4
	 RADIOR 3 (cut lenght)	F5
IH368301	 RADIOR 3 (coil)	F4
IH368310	 RADIOR 3 (coil)	F4
	 RADIOR 3 (cut lenght)	F5
IH368361	 RADIOR DIN 6 (coils)	B6
IH369231	 CEMENT SM 10	H6
IH369710	 SM TR 311	B15
389	 SUPER-FLEX® FL-7	B16
397	 SUPER-FLEX® FL	B17
IH423027	 INGLAS +	F8
6722	 SERIES 6722	B7
IH7092	 GST® II RED 15	K5

Partnumber (IH+6 digits)	Hose	page
IH7093	 GST® II BLACK 15	K4
	 GST® II BLACK 20	K6
IH7102	 ARCTIC-EDGE	K13
7108	 SERIES 7108	G4
7165	 WAVEMASTER™	B14
IH7212	 JIFFY™	K14
IH7219	 E-Z FORM™ MP	K11
IH7395	 E-Z FORM™ GS	B5
7399	 E-Z FORM™ HT	A11
IRidX200	 IR IRRIGATION PU HOSE	E8
TEidX200	 TE POTABLE WATER PU HOSE	I15
TEidX250	 TE AS ANTISTATIC PU HOSE	K16
TSidX300	 TS SLURRY PU HOSE	K17

# Parker Hannifin –

the global leader and your partner



Parker Hannifin is the world's leading diversified manufacturer of motion and control technologies and systems, providing precision-engineered solutions for a wide variety of mobile, industrial and aerospace markets. Our products are vital to virtually everything that moves or requires control, including the manufacture and processing of raw materials, durable goods, infrastructure development and all forms of transport.

Within Parker's eight operating groups, the company's engineering expertise spans the core motion technologies – electromechanical, hydraulic and pneumatic – with a full complement of fluid handling, filtration, sealing and shielding, climate control, process control and aerospace technologies. The leader in “dry technology” for the fluid power industry, Parker's Fluid Connectors Group is your single source for high-quality tube fittings, hose and hose fittings, thermoplas-

tic tubing, brass fittings and valves, quickdisconnect couplings and assembly tools. The Fluid Connectors Group serves customers in a broad range of markets, including Aerial Lift, Agriculture, Bulk Chemical Handling, Construction Machinery, Food & Beverage, Fuel & Gas Delivery, Industrial Machinery, Medical, Mining, Mobile, Oil & Gas and Transportation. Products are available for shipment 24 hours a day, supported by 49 manufacturing facilities throughout the world, a global distribution

network and 25 company-owned stocking service centers. Our commitment to you is impeccable customer service. To meet your specific requirements, we offer a broad range of programs designed to reduce your overall operating costs, streamline manufacturing, improve productivity, manage inventory, enhance delivery and address safety and environmental issues. For value-added services that generate value-added solutions, team up with Parker!

# Parker Hannifin –

opportunity through innovation in the world's most demanding markets



## Worldwide availability

With more than 58.000 employees serving over 465.000 customers in almost 50 countries, Parker is literally everywhere you need us to be.

By working with us, you have access to an integrated network of 300+ manufacturing plants, as well as 13.000 distributors and MRO outlets, and over 2.000 ParkerStores™. That's the kind of global network global businesses demand.

## Flexibility

As the world's motion control expert, Parker offers you a complete range of proven, off-the-shelf products. These products deliver exceptional quality and durability, reducing costs and advancing performance.

## Innovation

It's what drives us. Our mandate for continuous improvement leads us to partner with our customers to create solutions that are smaller, lighter, sustainable, more energy efficient, and highly reliable.

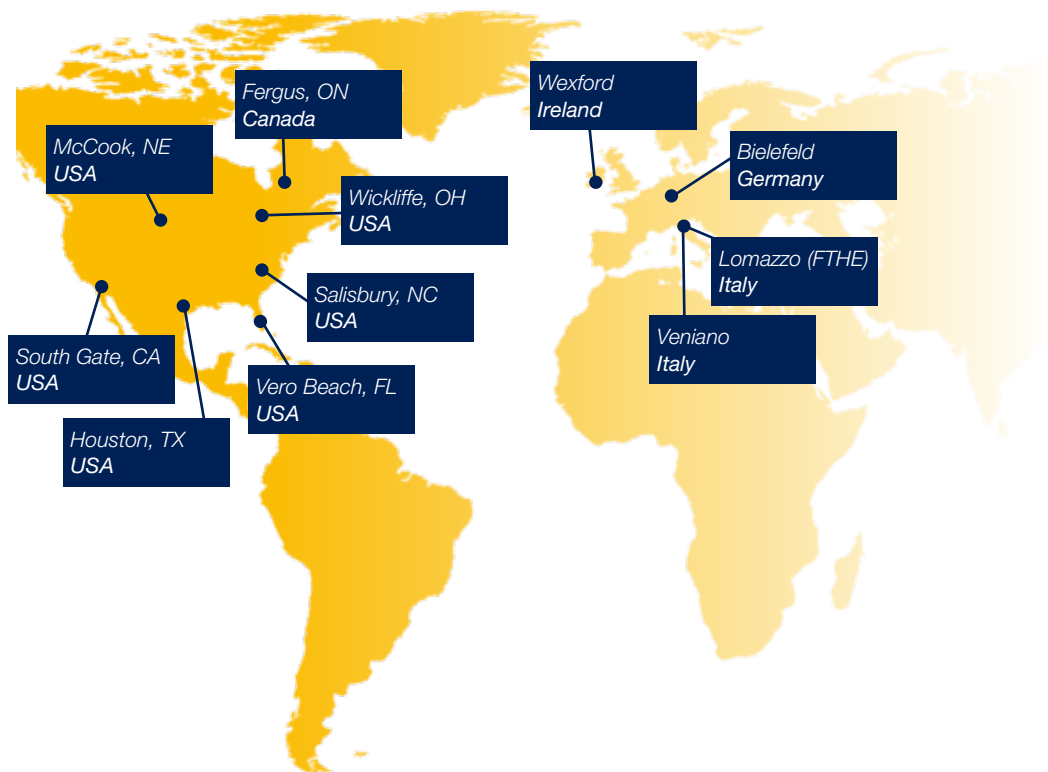


# Fluid Transfer Hose Europe –

the market leader and your supplier of choice

Established in the 1948, FTHE is widely accepted as both a pioneer and market leader across many industries and markets. Our headquarter is in Lomazzo Italy while engineering/manufacturing facilities are in the USA and in Ireland, and our modern distribution center in Germany rapidly supplies products across Europe and the world. We supply a variety of hoses suitable for multiple media; standard hoses for traditional service as well as heavy duty hoses that provide superior resistance to abrasion, oils, chemicals, heat, flame and cold. We have the ability and expertise to safely handle either hazardous media in harsh environment and valuable and delicate media in protected environment.

The multifaced nature of our division – and our extensive product line – provide a number of possible



solutions to a wide variety of application challenges in almost every industry. From design, development and production to stocked inven-

tory and shipment, we apply our know-how and passion to provide our customers with solid and efficacious solutions.

## Our History of Experience

With our history of success and reputation as a world-class manufacturer of flexible rubber hose, we continue to pursue and develop technologies offering the best solution for every application. Recent activities includes: acquisition of Snap-Tite in Ireland, a leading manufacturer of polyurethane flat hoses, introduction of innovative products such as ultra-flexible E-Z Form hose, development of the breakthrough technology such as extremely

abrasion resistant Cergom material handling hose, and special application hoses Carboblue. The latter hoses are environmentally friendly, providing the required high grade of cleanliness for the SRC technology reducing NOx emission. Our success stories include a number of global OEMs and distributors across many diverse industries.

We contribute to short-and long-term customer profitability by maximizing value through premier product quality and service.



# Capabilities

Our manufacturing process is supported by a highly qualified and experienced engineering staff and efficient production equipment. Deployment of these resources ensures precision control of the manufacturing process and materials, as well as the ability to create new design idea and implement solution. With the Snap-Tite acquisition we have augmented our rubber and PVC capabilities with polyurethane lay-flat hose enriching our product portfolio. Now we have introduced in our range new materials such silicone and PTFE to further meet customers' expectations and be more active in the industrial and chemical market segments.

Production line	ID min (mm)	ID max (mm)
Long Length	3	38
Mandrel Made	13	200
PU lay-flat	32	150
PVC	5	300
Thermoplastic	5	75
Silicone	13	51
Custom Made	51	610

# Quality

Parker is a company which operates in compliance with the quality system laid down by the UNI EN ISO 9001 and 14001 standard, certified by Det Norske Veritas.

More and more Parker industrial hoses are certified by the main international certification bodies.



# Ecology



Caring for and ensuring the sustainability of the planet is our intention; we therefore develop and improve hoses for alternative fuels like gas, natural oils, ester oils etc. for environmentally-friendly technologies such as the new SCR one. Parker developed nitrosamine-free compounds to improve the quality of life and of the environment.

We are doing more for our customers than ever before. Globally, we have localized service to provide fast, hassle-free responses and on-site support. We're staying close to our customers and integrating systems to help them become more profitable. We are committed to delivering our highly engineered products on-time, on-promise.


# Compounds

Our R&D team invests significant resources in the development of new and improved rubber compounds. The recipes are formulated according to the final

application of the hose, guaranteeing the utmost performance of the inner tube and cover. An efficient technical center makes it possible to test and study the properties and

behavior of different ingredients in order to identify and solve possible critical problems. All aspects of compounds development and production – from design to testing to manufacturing – are constantly in compliance with main relevant international standards.

Modern testing equipment allows us to check the product during any stage of the process.



## Service – Helpdesk

An expert team of sales and customer service specialists are at your disposal, assuring proficient support and appropriate problem solving resources. Parker provides personal sales and technical support through local branch sales representatives as well as regional industrial hose sales specialists, product sales managers and engineers. We care about your business and seek to develop a close relationship with you.



# Global Hose

Same hose, same performance, same features, same availability everywhere



Our Global Hose Program consists of a worldwide network of Parker manufacturing facilities and distribution centers that assure consistent Parker quality while providing the flexibility to satisfy peaks of customer demand. The synergy among Industrial hose divisions around the world is one of our primary strength and an value-added support for our customers. Parker global hoses are suitable for OEMs and MRO channels, for diverse application across multiple industries and markets.

# Silicone Hose

Silicone rubber hose is the ultimate choice for those extreme-temperature application.

Silicone has a number of chemical and mechanical and offers benefits for designers and users such as: improved performance over the long haul; flexibility while retaining their shape for installation in tight envelopes or around obstructions; low permeation to reduce or eliminate emissions, odors. Last but not least, it can be truly sterilized to ensure purity of products being manufactured or processed.

We offer solution either for cooling in industrial or transportation application (series 6722) and in the food, pharmaceutical and chemical industry (series Poliax Pharma)



For more information about Silicone Hose please refer to pages B7 - G10



# E-Z Form Hose

Kink-free E-Z Form™ Hose  
Eliminates the Need for Pre-formed Hose



E-Z Form hose provides extreme flexibility for easy and quick installation of coolant, water and oil suction/return lines on mobile and industrial equipment. Available in multiple incremental sizes, E-Z Form hose reduces installation time, eliminates the need for costly made-to-order pre-formed hose and provides rapid delivery from stock without requiring dedicated inventory.

The offer has been extended to a High Temperature version, designed to resist cracking and deterioration from the extreme heat generated by engine compartments of buses, cranes, trucks and mobile/heavy-duty off-road equipment. It may also be used in non-SAE power steering return line applications.

# Barrier Hose

Fuel, Vapor and Coolant/Heater Hoses

Parker offers a package of durable, flexible and lightweight hoses to handle virtually every engine-related requirement, including fuel supply, vapor emission and cooling. These can be used in multiple market segments such as agriculture, off-roads, marine and transportation. They are designed to comply with the main international standards (ISO, SAE) and offer a superior low permeability rate for a higher protection of components and users. Compatible with biodiesel, diesel, ethanol and gasoline.



# POLIAX range

Hoses manufactured with state-of-the-art compounds according to European standards to transfer chemicals, corrosive products and additives in mobile or fixed installations.

Extreme chemical transfer applications do not scare us; on the contrary it is part of our mission and a commitment. Our Poliax product line inhibits the contamination of the environment and guarantees the integrity of the media conveyed. The hose meets or exceeds EN 12115 specifications. We have multiple construction typologies to suits as many needs as possible and the range has been extended to new materials silicone and PTFE to withstand higher temperatures and aggressive fluid concentration.

The corrugated version offers additional flexibility and it is easy to handle in case of routing constraints or manual operations. Due to many different media combinations of acids, solvents, alkalis - and an infinite variety of possible combinations - we recommend to utilize the STAMP approach and always consult our chemical compatibility chart to select the most appropriate hose. If there are any doubts or question, contact a Parker engineer.

**For more information about the POLIAX range please refer to chapter G (Acid & Chemicals)**



# GAMBRINUS range

Rubber and PVC hose range specifically designed for food & beverage industry to efficiently and safely convey all foodstuff while preserving products features and consumer health.



**For more information about the new GAMBRINUS range please refer to pages I6 - I11**

The program includes specific alimentary hoses to withstand and preserve different typologies of foodstuff during the collecting, transport and processing phases. Produced on dedicated lines using stainless steel mandrels, our compounds are resistant to cleaning and sterilization to guarantee utmost hygienic standard. Each GAMBRINUS line is designed to fit specific products features. Specifically for tank lorries application we added the Gambrinus Anti Crash with a PET helix able to recover its shape

after accidental squeeze. The appropriate manufacturing and performance standards are certified by compliance with main European and International norms and specs such as EC 1935, BfR XXI, FDA. We also offer Stainless Steel Fittings capabilities – with permanently crimping ferrule or safety/bolt clamps – providing solutions to the most demanding applications in process plants. Our offering is supplemented with PVC hoses that offer an alternative to rubber where lighter weight is preferred.

# Polyurethane lay flat hose

Rugged Constructions for diverse applications



Parker Snap-tite polyurethane lay flat hose provides compact, durable, lightweight water and multipurpose service in agricultural, construction, general industrial and mining applications. The hose offers superior value due to its robust design, rugged materials, compatibility with multiple media and versatility across many applications.

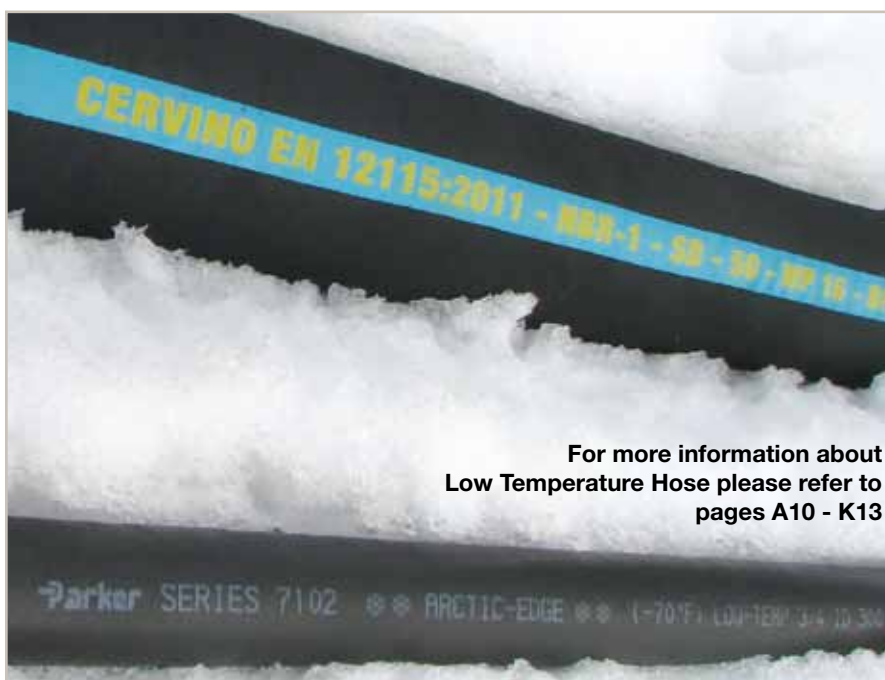
**For more information about Polyurethane lay flat hose please refer to pages E8, I15, K16, K17**

Traditional PVC lay flat hose incorporates spiral reinforcement sandwiched between stiff layers of PVC, whereas Parker Snap-tite hose features a strong circular woven reinforcement that allows the polyurethane to be extruded through-the-weave, fully encapsulating the textile reinforcement. The strong yet pliable hose wall resists abrasion, cracking, puncturing, and degradation from oil, ozone, petrochemicals, ultraviolet light and weathering. The design and materials promote strong adhesions between the hose components, resulting in exceptional performance and service life.

## Low Temperature Hose

Small and large bore Oil & Fuel hose for outdoors application at low temperature conditions starting from -57°C

Parker has designed two hose lines dedicated to rigid environment conditions: Arctic Edge and Cervino. The special compound makes the hoses ideal for outdoors applications when low temperatures conditions are encountered, e.g. wind power generation, processing industry, off-shore, mining, agriculture and off highway mobile equipment. Cervino maintains its flexibility and tight bend radius even at -40°C while with Arctic Edge we do an extra mile and achieve an outstanding -57°C. Cervino is widely appreciated also as complete hose assembly with Parker series 48 and the large bore fittings range.



**For more information about Low Temperature Hose please refer to pages A10 - K13**





aerospace  
climate control  
electromechanical  
filtration  
fluid & gas handling  
hydraulics  
pneumatics  
process control  
sealing & shielding



# Industrial Hoses

Technical Handbook



ENGINEERING YOUR SUCCESS.



# Technical Handbook

<b>Technical Handbook</b>	TH3
<b>Hose Selection Matrix</b>	TH4
<b>Rubber Hose Construction</b>	TH6
<b>PVC-PU Hose Construction</b>	TH7
<b>Hose Part Number Description</b>	TH8
<b>Conversion Chart</b>	TH9
<b>Before you spec it, STAMP it.</b>	TH10 – TH11
<b>Standards</b>	TH12
<b>Guideline to Use and Cleaning of Food and Pharma Hose</b>	TH13
<b>Oil and Fuel Compatibility</b>	TH14
<b>Conductive Value Table</b>	TH15
<b>Properties of Basic Rubber Compounds</b>	TH16
<b>Chemical Resistance Table</b>	TH17 – TH32
<b>Chemical Resistance Guide for Silicone Hose</b>	TH33
<b>Chemical Resistance Guide for PU Flat Hose</b>	TH34
<b>Rubber Hose Dimensional Tolerances</b> – According to norms	TH35
<b>PVC Hose Dimensional Tolerances</b>	TH36
<b>Parker Safety Guide</b>	TH37 – TH40
<b>Critical Applications</b>	TH41 – TH44

Technical Handbook

Hose Selection Matrix

Hose	ID Range (mm)	Temp. Range (°C)	Application	Tube	Reinforcement	Cover	WP (bar)	Design factor	Suction	Industry standard	Page
Oil & Fuel	CARBOPRESS N/L 10	5 - 25	-25 / +80	fuel, oil, petrol aromatic < 50%	NBR	textile	NBR/EPDM	10	3		A4
	CARBOPRESS N/L 20	6 - 25	-25 / +80	fuel, oil, petrol aromatic < 50%	NBR	textile	NBR/EPDM	20	3		A4
	CARBURITE 10	19 - 150	-30 / +80	fuel, oil, petrol aromatic < 50%	NBR	textile	NBR/GBR	10	3	yes	A5
	OILPLUS 30	25 - 100	-35 / +100	fuel, oil, petrol aromatic < 50%	NBR	textile	NBR/PVC	30	3	yes	A6
	CARBOCOORD EN 12115	19 - 100	-25 / +80	fuel, oil, petrol aromatic < 50%	NBR	textile + copper wires	NBR/GBR	16	4	EN 12115	A7
	CHEMIOEL EN 12115	19 - 100	-25 / +80	fuel, oil, petrol aromatic < 50%	NBR	textile + copper wires	NBR/GBR	16	4	EN 12115	A10
	CHEMIOEL EN 12115 OND	19 - 100	-25 / +80	fuel, oil, petrol aromatic < 50%	NBR	textile + copper wires	NBR/GBR	10	4	EN 12115	A9
	CERVINO EN 12115	50 - 100	-40 / +80	fuel, oil, petrol aromatic < 50%	NBR	textile + copper wires	NBR/GBR	16	4	EN 12115	A10
	E-Z FORM™ HT	12.7 - 25.4	-40 / +150	petro.-based oil suc./ret. line, power steering	CPE	textile	HNBR	10	4	yes	A11
	RAGUSA 4	50 - 100	-25 / +80	fuel, oil, petrol aromatic < 50%	NBR	textile + copper wires	NBR/GBR	4	4	yes	A12
Automotive & Boat	GASTRUCK EN 1762 D-M	16 - 50	-30 / +70	LPG/CNG load & unload tankers	NBR	textile + SS wires	NBR/PVC	25	4	EN 1762	A13
	ROBUR GPL	8 - 51	-30 / +70	LPG/CNG load & unload tankers	NBR	steel wire	GBR/CR	25	10	yes	A14
	JETCOORD B ISO 1825	25 - 100	-40 / +70	aircraft refuelling	NBR	textile + copper wires	CR	20	4	EN ISO 1825 Type B	A15
	JETCOORD C ISO 1825	25 - 100	-40 / +70	aircraft refuelling	NBR	textile	CR	20	4	EN ISO 1825 Type C	A16
	JETCOORD E ISO 1825	25 - 100	-40 / +70	aircraft refuelling	NBR	textile	CR	20	4	EN ISO 1825 Type E	A17
	JETCOORD F ISO 1825	25 - 100	-40 / +70	aircraft refuelling	NBR	textile	CR	20	4	EN ISO 1825 Type F	A18
	RADIOR 10	7 - 15	-30 / +125	cooling line system	EPDM	textile	EPDM	10	3		B4
	E-Z FORM™ GS	12.7 - 102	-45 / +125	high flexible hose for coolant line system	EPDM	textile	EPDM	5	4	SAE J 20R2 - D1	B5
	RADIOR DIN 6 (coils)	10 - 50	-40 / +125	cooling line system	EPDM	textile	EPDM	6	3	DIN 73411	B6
	SERIES 6722	6 - 25	-54 / +177	heater and cooling line system	SILICONE	textile	SILICONE	5.7	3	SAE J 20R3 Class A	B7
Air	AIRBRAKE DIN 74310	9 - 13	-40 / +70	breaking system	EPDM	textile	EPDM	10	4	DIN 74310	B8
	AIRBRAKE SAE J 1402-A	9.5 - 12.7	-46 / +100	breaking system	EPDM	textile	EPDM	16	4	SAE J 1402-A	B9
	Series 395 SAE J 30R7	4.8 - 12.7	-40 / +125	car & motorbike fuel system	NBR	textile	CR	2.4/5.2	5	SAE J 30 R7	B10
	TBSE	4 - 10	-30 / +100	car & motorbike fuel system	NBR	textile	NBR/EPDM	10	3		B11
	TBE	3 - 7.5	-20 / +90	car & motorbike fuel system	NBR	textile		10	3		B12
	CARBOSBLUE N/L 10	16 - 25	-40 / +100	nox reducing system	EPDM	textile	EPDM	10	3		B13
	CARBOSBLUE N/L 20	6 - 25	-40 / +100	nox reducing system	EPDM	textile	EPDM	20	3		B13
	WAVEMASTER™	6.3 - 16	-29 / +100	marine barrier fuel hose	NYLON	textile	NBR/PVC	7	4		B14
	SM TR 311	19 - 127	-20 / +80	coolant line	NBR	textile	NBR/CR	3	> 3.5	EN ISO 7840 A1, OE	B15
	SUPER-FLEX® FL-7	4.8 - 19.1	-40 / +125	low permeation fuel hose	NBR/THV	textile	CPE	3.4	5	SAE J 30R7 / J 30R14T2	B16
Gas	SUPER-FLEX® FL	4.7 - 19.1	-30 / +125	low permeation fuel hose	NBR/barrier	textile	CPE	6.9	5	SAE J 30R7 / J 30R14T2	B17
	MINIERA 10	25 - 50	-30 / +80	compressed air, non aggressive liquids	GBR	textile	GBR	10	3		C4
	MINIERA 20 MSHA	19 - 100	-30 / +80	compressed air, non aggressive liquids	GBR/NBR	textile	CR	20	3	MSHA	C5
	MINIERA 40	25 - 51	-40 / +100	mine & queries for long lasting service	NBR	steel wire	GBR/CR	40	4		C6
	AIRTEMP 220	51 - 80	-40 / +220	hot air for compressors and pneumatic sys.	EPR	textile	EPDM	10	3		C7
	MASKPRESS EN 14594 Class B	9.5	-30 / +80	breathing system	NBR	textile	CR	10	10	EN 14594 Class B	C8
	DIVER 100 EN 250	6.3 - 8	-30 / +80	breathing system	EPDM	textile	EPDM	35	4	EN 250	C9
	AUTOGENE EN ISO 3821 NR/L - NBL 20	6.3 - 10	-25 / +80	welding process	EPDM/GBR	textile	EPDM	20	3	EN ISO 3821	D4
	BIPRESS EN ISO 3821 B-R/L 20	6.3 - 9	-25 / +80	welding process	EPDM/GBR	textile	EPDM	20	3	EN ISO 3821	D5
	INERPRESS EN ISO 3821 N/L 20	6.3 - 7.5	-25 / +80	inert gas delivery	EPDM	textile	EPDM	20	3	EN ISO 3821	D6
Water	PROPANPRESS EN ISO 3821 NAVL 20	6.3 - 10	-30 / +70	propan gas delivery	NBR/NR	textile	EPDM	20	3	EN ISO 3821	D7
	CARBO G NB/R 10	8	-20 / +90	household appliances	NBR	textile	EPDM	10	3	UNI CIG 71-40	D8
	CARBO G NW/L 10	13	-20 / +90	household appliances	NBR	textile	EPDM	10	3	UNI CIG 71-40	D8
	FUCINO 10	25 - 100	-30 / +80	water, non aggressive liquids	GBR	textile	GBR	10	3		E4
	FUCINO 20	50 - 120	-30 / +80	water, non aggressive liquids	GBR	textile	GBR	20	3		E4
	PRESCORD N/R - 10	8 - 25	-30 / +80	water, non aggressive liquids	GBR	textile	GBR/EPDM	10	3		E5
	IDRO 10	25 - 75	-30 / +80	water, non aggressive liquids	GBR	textile	GBR	10	3		E6
	BEVERA 10	19 - 203	-30 / +80	water, non aggressive liquids	GBR	textile	GBR	10	3		E7
	IR IRRIGATION PU HOSE	51 - 152	-40 / +80	irrigation and water transfert	PU	textile	PU	20	2	yes	E8
	APERFLAT MB	25 - 200	-15 / +60	water, non aggressive liquids	PVC	textile	PVC	8	3		E9
	MULTIREX	19 - 150	-10 / +60	water, non aggressive liquids	PVC	PVC wire	PVC	7	3	yes	E10

• • ISO 7840, ABYC, CARB, CE, EPA, NMMA, SAE J1527 A1-15, USCG A1 • •





Hose	ID Range (mm)	Temp. Range (°C)	Application	Tube	Reinforcement	Cover	WP (bar)	Design factor	Section	Industry standard	Page
Hot water & Steam	RADIOR 3	10 - 100	-40 / +100	cooling line system	EPDM	EPDM	3	3			F4-F5
	RADIOR K 1003	15 - 65	-40 / +100	cooling line system	NBR	CR	5	3			F6
	THERMOPRESS 10	12 - 80	-40 / +100	cooling line and hot water	EPDM	EPDM	10	4			F7
	INGLAS + CALORE PLUS	10 - 85	-40 / +120	foudries cooling system	EPDM	EPDM/SBR	15	3			F8
Acid & Chemicals	VAPORE 164 EN ISO 6134 Type 1/A	9.5 - 25	-35 / +140	hot water and steam	EPDM	CPE	20	3		MSHA	F9
	VIGOR 2 EN ISO 6134 Type 2/A	10 - 51	-40 / +164	steam industrial application	EPDM	EPDM	6	10		EN ISO 6134 Type 1/A	F10
	SERIES 7108	13 - 51	-40 / +210	steam industrial application	EPDM	EPDM	18	10		EN ISO 6134 Type 2/A	F11
	POLIAUX D EN 12115	6.4 - 12.7	-18 / +93	chemical resistance table	NYLON	CHLOROPRENE	51.7	4			G4
Material Handling	POLIAUX D SM EN 12115	19 - 100	-35 / +100	chemical resistance table	EPDM	EPDM	16	4		EN 12115	G5
	POLIAUX UPE CON SM EN 12115	19 - 100	-35 / +100	chemical resistance table	EPDM	EPDM	16	4	yes	EN 12115	G6
	POLIAUX UPE CON SM OND EN 12115	19 - 100	-20 / +100	chemical resistance table	UHMWPE	EPDM	16	4	yes	EN 12115	G7
	POLIAUX F EN 12115	19 - 100	-20 / +100	chemical resistance table	UHMWPE	EPDM	16	4	yes	EN 12115	G8
Beverage & Food	POLIAUX PHARMA	13 - 75	-40 / +150	chemical resistance table	PTFE	EPDM	16	4	yes	Refer to the page	G9
	LIBECCIO EN ISO 3861	13 - 51	-60 / +200	chemical resistance table	SILICONE	SILICONE	6 / 15	3	yes	Refer to the page	G10
	CEMENT 713 10	19 - 100	-30 / +70	wet and dry sand and cement	BR/NR	SBR/NBR	10	4		EN ISO 3861	H4
	CEMENT SM 10	50 - 100	-30 / +70	wet and dry sand and cement	BR/NR	SBR	10	3			H5
Ducting	INTONACATRICI 40	50 - 125	-30 / +70	wet and dry sand and cement	BR/NR	SBR	10	3	yes		H6
	BETON 80	25 - 65	-30 / +70	wet and dry sand and cement	BR/NR	SBR	40	3			H7
	GERGOM	51 - 125	-40 / +70	high pressure concrete pumping	NR/SBR	NR/SBR	80	2.5			H8
	DRINKPRESS WB/L 10	25 - 200	-30 / +70	high abrasive materials	CERAMIC	SBR/NBR	10	3	yes		H9
Multipurpose	GAMBRINUS UPE SM EN 12115	10 - 25	-20 / +100	food & beverage, wash-down	EPDM	EPDM	10	3		FDA - BFR	I4
	GAMBRINUS BLUE 10	19 - 100	-20 / +100	food & beverage	UHMWPE	EPDM	16	4	yes	**EN 12115 - FDA - DM	I5
	GAMBRINUS BLUE 10 SM	19 - 102	-30 / +80	fatty food & beverage	NBR	NBR/PVC	10	3		* BFR - DM - FDA - EC	I6
	GAMBRINUS ANTICORUSH	19 - 102	-30 / +80	fatty food & beverage	NBR	NBR/PVC	10	3	yes	* BFR - DM - FDA - EC	I7
Ducting	GAMBRINUS RED 10	38 - 76	-40 / +80	milk and milk-by product	NR	NBR	6	3	yes	FDA - BR - DM - EC	I8
	GAMBRINUS RED 10 SM	19 - 63.5	-40 / +120	wine and soft drinks food & beverage	EPDM	EPDM	10	3	yes	* BFR - DM - FDA - EC	I9
	GAMBRINUS BLACK SM 10	19 - 102	-40 / +120	wine and soft drinks food & beverage	EPDM	EPDM	10	3	yes	* BFR - DM - FDA - EC	I10
	VINITRESS	51 - 100	-40 / +80	abrasive food	NR	NR/SBR	10	3	yes	* BFR - DM - FDA - EC	I11
Ducting	APERSPIR	6 - 50	-20 / +60	food & beverage	PVC	PVC	20	3		EC 90/128 CLASS A-B-C	I12
	ENOREX	12 - 150	-10 / +60	food & beverage	PVC	PVC	15	3	yes	EC 90/128 CLASS A-B-C	I13
	TE POTABLE WATER PU HOSE	25 - 120	-25 / +60	wine and soft drinks food & beverage	PVC	PVC	10	3	yes	EC 1935/2004 CLASS A-B-C	I14
	ASPIREX	38 - 152	-40 / +80	potable water transfert	PU	PU	31	2		WRAS - DWI - NSF 61	I15
Ducting	ASPIREX 140°	20 - 250	-15 / +60	suction equipment	PVC	PVC			yes		J4
	ASPIREX PU/ANC	40 - 200	-40 / +140	suction equipment	SANTOPRENE	PVC			yes		J5
	GST® II BLACK 15	38 - 102	-25 / +85	suction equipment	PU				yes	EC 90/128	J6
	GST® II RED 15	5 - 38	-40 / +100	compressed air, non aggressive liquids	EPDM	EPDM	15	4			K4
Ducting	GST® II BLACK 20	6.5 - 38	-40 / +100	compressed air, non aggressive liquids	EPDM	EPDM	15	4			K5
	PYTHON N/L 20	6.5 - 25	-40 / +100	compressed air, non aggressive liquids	EPDM	EPDM	20	4			K6
	PYTHON N/L 30	10 - 50	-40 / +120	compressed air, non aggressive liquids	EPDM	EPDM	20	3			K7
	JUMBO	6 - 100	-40 / +120	compressed air, non aggressive liquids	EPDM	EPDM	20	3			K8
Ducting	E-Z FORM™ MP	13 - 25	-40 / +120	compressed air, non aggressive liquids	EPDM	EPDM	30	3			K9
	OILPRESS N/L 20	12.7 - 76	-34 / +120	high flexible hose for multipurpose	CR	CR	5	4			K10
	OILPRESS N/L 30	6 - 25	-35 / +100	compressed air, non aggressive liquids	NBR	NBR/PVC	20	3	yes		K11
	ARCTIC-EDGE	6.5 - 38	-57 / +100	low temperature multipurpose	NBR	NBR/PVC	30	3			K12
Ducting	JIFFY™	6.5 - 19	-40 / +100	low temperature multipurpose	NBR	CR	20	4			K13
	APERFRUT 20	8 - 19	-15 / +60	agricultural spray	PVC	CR	20	4	yes	MSHA approved	K14
	APERFRUT 40	8 - 13	-15 / +60	agricultural spray	PVC	PVC	20	3			K15
	APERFRUT 80	8 - 13	-15 / +60	agricultural spray	PVC	PVC	40	3			K15
Ducting	TE AS ANTISTATIC PU HOSE	38 - 51	-40 / +80	slurry transfert	PU	PVC	80	2.5			K15
	TS SLURRY PU HOSE	90 - 127	-40 / +80	slurry transfert	PU	PU	31	2			K16

\* BFR Class2 - DM 21/03/73 - FDA title21 - EC 1935/2004 \*\*EN 12115 - FDA title 21 - DM 21/03/73 - DM 220.26/04/93

# Rubber Hose Construction



## Tube

It is the innermost rubber or plastic element of the hose. Must be resistant to the materials it is intended to convey. The characteristics of the rubber or plastic compound and the thickness of the tube depend on the service in which the hose will be used.

## Reinforcement

Can be textile, plastic or metal, alone or in combination, built into the body of the hose to withstand internal pressures, external forces or combination

## Cover

It is the outer element and can be made of rubber, plastic or textile materials. The function of the cover is to protect the hose from damage and environment.



## Long Length (LL)

### Production method:

Seamless extruded hoses without or on flexible mandrel and eventually white lead vulcanization with synthetic textile yarn reinforcement for standard production up to 100 m and internal diameter up to I.D. 35 mm.



## Mandrel Made (MM)

### Production method:

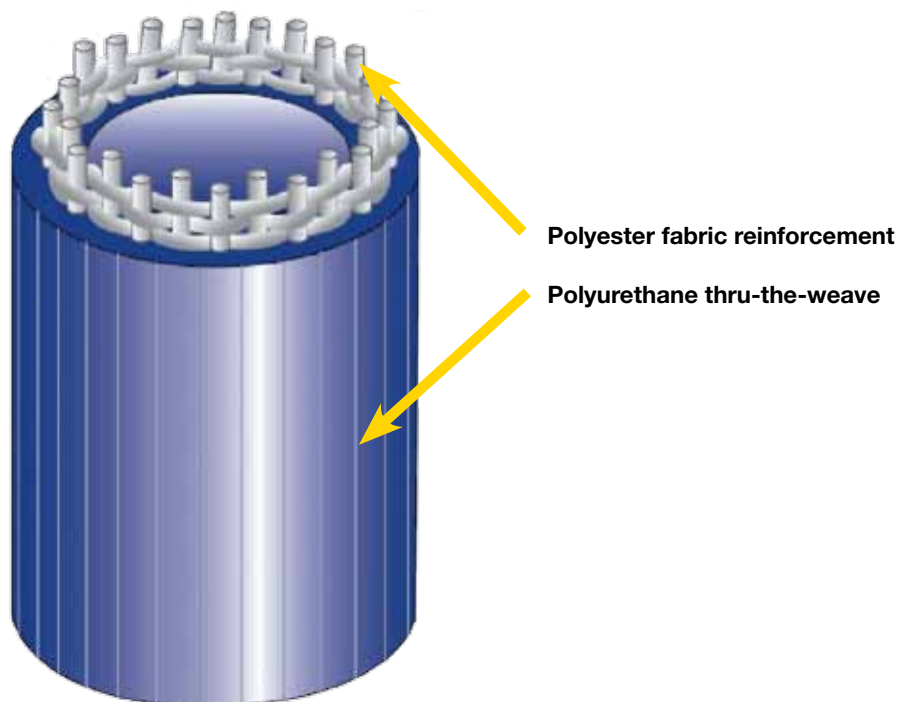
Hose produced on a rigid mandrel with a reinforcement of textile fabrics or steel braids, with or without steel wire helix, for standard production length up to 40 m and internal diameter range from I.D. 19 mm to I.D. 200 mm.



# PVC-PU Hose Construction

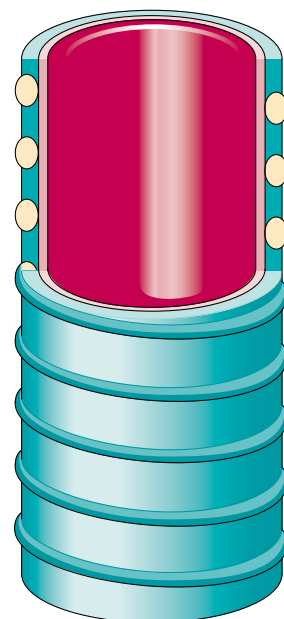
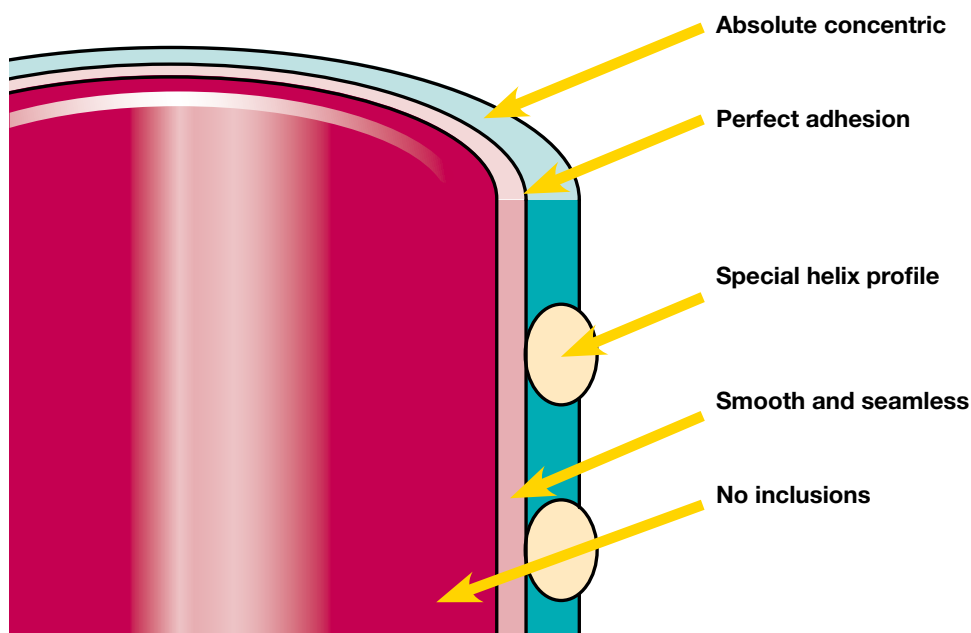
## PU Lay Flat Hose

The hose is manufactured of circular woven polyester fabric completely encapsulated by polyurethane elastomer that is forced through-the-weave



## PVC-PU CONSTRUCTION

Flexible hose having a rigid PVC spiral or a steel wire reinforcement spiral embedded in a PVC wall.



## Hose Part Number Description

- IH35.... → PVC or PVC-PU Hose
- IH30.... → Long Length Rubber Hose
- IH36.... → Mandrel made Rubber Hose
- IH42.... → Mandrel made Rubber Hose
- IH7.... → Global Hose Series



### Example

- IH35562019/50 → PVC or PVC-PU Hose
- IH35562019/50 → PVC or PVC-PU Hose, length 50 m
- IH35562019/0 → PVC or PVC-PU Hose, length: variable

### Lay Flat PU Hose

- IR ..... Irrigation Hose
- TS..... Slurry Hose
- TE.....PW Potable Water Hose
- TE.....AS Antistatic version



Hose to be ordered in coils.

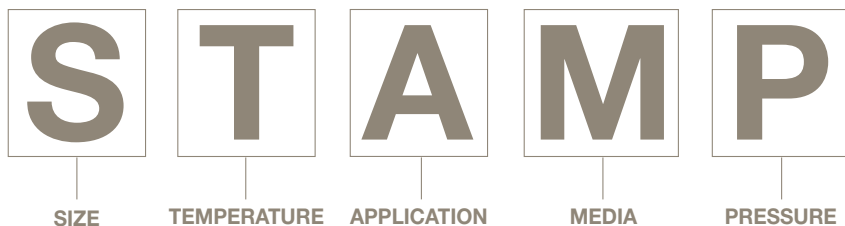
# Conversion Chart

	Unit	Base Unit	Conversion Unit	Factor
Length	1 inch	in	mm	25.4
	1 millimetre	mm	in	0.03934
	1 foot	ft	m	0.3048
	1 metre	m	ft	3.28084
Area	1 square-inch	sq in	cm <sup>2</sup>	6.4516
	1 square-centimetre	cm <sup>2</sup>	sq in	0.1550
	1 gallon (UK)	gal	l	4.54596
Volume	1 litre	l	gal (UK)	0.219976
	1 gallon (US)	gal	l	3.78533
	1 litre	l	gal (US)	0.264177
Weight	1 pound	lb	kg	0.453592
	1 kilogramme	kg	lb	2.204622
Torque	1 pound foot	lb • ft	kg • m	1.488164
	1 newton metre	kg • m	lb • ft	0.671969
	1 pound per square inch	psi	bar	0.06895
	1 bar	bar	psi	14.5035
	1 pound per square inch	psi	MPa	0.006895
Pressure	1 mega pascal	MPa	psi	145.035
	1 kilo pascal	kPa	bar	0.01
	1 bar	bar	kPa	100
	1 mega pascal	MPa	bar	10
	1 bar	bar	MPa	0.1
Velocity	1 foot per second	ft / s	m / s	0.3048
	1 metre per second	m / s	ft / s	3.28084
	1 gallon per minute (UK)	gal / min.	l / min.	4.54596
Flow rate	1 litre per minute	l / min.	gal / min. (UK)	0.219976
	1 gallon per minute (US)	gal / min.	l / min.	3.78533
	1 litre per minute	l / min.	gal / min. (US)	0.264178
Temperature	Fahrenheit degree	°F	°C	$5/9 \cdot (°F - 32)$
	Celsius degree	°C	°F	$°C \cdot (9/5) + 32$

(UK) Unit of United Kingdom

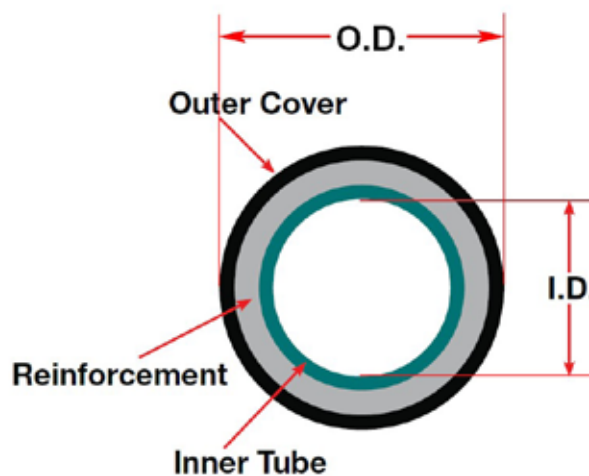
(US) Unit of USA

# Before you spec it, STAMP it.



## SIZE

The hose Internal and External Diameter must be sized accurately to obtain the proper values to couple the hose with reusable or permanent fittings. The measuring system of the inside and outside diameter of the hose is universally regulated by ISO 4671 while the hose tolerances are listed in the ISO 1307 if not superseded by particular and specific other norms (i.e. EN 12115).



## TEMPERATURE

When specifying hose, there are two temperatures you need to identify. One is the **ambient temperature** which is the temperature that exists outside the hose in the application where it is being used; the other is the **media temperature** which is the temperature of the media conveyed through the hose. Very high or low ambient temperatures can have adverse affects on the hose cover and reinforcement materials, resulting in reduced service life. Media temperatures can have a much greater impact on hose life. For example, rubber loses flexibility if operated at high temperatures for extended periods.





## APPLICATION

Before selecting a hose, it is important to consider how the hose will be used. Answering the following questions may help:

- Which is the media conveyed?
- What type of equipments are involved?
- Is it a static or dynamic application?
- Are there any routing constrains?
- Do you need particular cover features?
- Should the hose comply with any industry or government standards?
- Which are the electrical hose conductivity/resistance requirements?



Sometimes specific applications require hoses specific dimensions, features or performance characteristics. For example, applications where hoses will encounter rubbing or abrasive surfaces, would be best handled by our family of abrasion resistant hose. When application space is tight, bend radius is another important consideration. We offer hoses with increased flexibility and smaller outer diameters enabling faster, easier routing in small spaces, reducing both hose length and inventory requirements. Industry standards set specific requirements concerning construction type, size, tolerances, burst pressure, and media compatibility. You must select a hose that meets the legal requirements as well as the functional requirements of the application.

## MEDIA

What will the hose convey? Some applications require the use of specialized oils or chemicals. The hose you order must be compatible with the medium being conveyed. Compatibility must cover the inner tube, the cover, hose fittings, and o-rings as well. Use the Oil and Fuel and Chemical Resistance Chart you find in this section to select the correct components of the hose that will be compatible with your system's media.



## PRESSURE

Hose selection must be made so that the published maximum working pressure of the hose is equal to or greater than the maximum system pressure. Surge pressures or peak transient pressures in the system must be below the published maximum working pressure for the hose.

Each Parker hose has a pressure rating which can be found on the HOSE SELECTION MATRIX. Burst pressure ratings are not an indication that the product can be used above the published maximum working pressure. It is for this reason that the burst pressure ratings have been removed from the hose charts within the catalog. However the burst pressure is indicated by the design factor of each hose type.



# Standards

<b>ABYC</b>		<b>EN 12115</b>
WAVEMASTER™		CARBOCORD EN 12115
		CERVINO EN 12115
<b>BfR XXI cat. 2</b>		CHEMIOEL EN 12115
DRINKPRESS WB/L 10		CHEMIOEL EN 12115 OND
GAMBRINUS ANTICRUSH		GAMBRINUS UPE SM EN 12115
GAMBRINUS BLACK SM 10		POLIAX D EN 12115
GAMBRINUS BLUE 10		POLIAX D SM EN 12115
GAMBRINUS BLUE 10 SM		POLIAX F EN 12115
GAMBRINUS RED 10		POLIAX UPE CON SM EN 12115
GAMBRINUS RED 10 SM		POLIAX UPE CON SM OND EN 12115
POLIAX PHARMA		
		<b>EN 1762</b>
<b>CARB</b>		GASTRUCK EN 1762 D-M
WAVEMASTER™		
		<b>EN 14594</b>
<b>CE</b>		MASKPRESS EN 14594 Class B
WAVEMASTER™		
SM TR 311		<b>EN 250</b>
		DIVER 100 EN 250
<b>DIN 73411</b>		
RADIOR DIN 6		<b>EN ISO 1825</b>
		JETCORD B ISO 1825
<b>DIN 74310</b>		JETCORD C ISO 1825
AIRBRAKE DIN 74310		JETCORD E ISO 1825
		JETCORD F ISO 1825
<b>DM 21/03/73</b>		
GAMBRINUS ANTICRUSH		<b>EN ISO 3821</b>
GAMBRINUS BLACK SM 10		AUTOGENE EN ISO 3821 NR/L - NB/L 20
GAMBRINUS BLUE 10		BIPRESS EN ISO 3821 B-R/L 20
GAMBRINUS BLUE 10 SM		INERPRESS EN ISO 3821 N/L 20
GAMBRINUS RED 10		PROPANPRESS EN ISO 3821 NA/L 20
GAMBRINUS RED 10 SM		
GAMBRINUS UPE SM EN 12115		<b>EN ISO 3861</b>
POLIAX PHARMA		LIBECCIO EN ISO 3861
<b>DM 220 26/04/93</b>		<b>EN ISO 6134</b>
GAMBRINUS UPE SM EN 12115		VAPORE 164 EN ISO 6134 Type 1/A
		VIGOR 2 EN ISO 6134 Type 2/A
<b>DWI</b>		
TE POTABLE WATER PU HOSE		<b>EN ISO 7840</b>
		SM TR 311
<b>EC 1935:2004</b>		WAVEMASTER™
ENOREX		
GAMBRINUS ANTICRUSH		<b>EPA</b>
GAMBRINUS BLACK SM 10		WAVEMASTER™
GAMBRINUS BLUE 10		
GAMBRINUS BLUE 10 SM		<b>European Pharmacopoeia</b>
GAMBRINUS RED 10		POLIAX PHARMA
GAMBRINUS RED 10 SM		
		<b>MSHA</b>
<b>EC 90/128</b>		JIFFY™
APERSPIR		MINIERA 20 MSHA
VINITRESS		CALORE PLUS
ASPIREX PU/ANC		
		<b>FDA</b>
		DRINKPRESS WB/L 10
		GAMBRINUS ANTICRUSH
		GAMBRINUS BLACK SM 10
		GAMBRINUS BLUE 10
		GAMBRINUS BLUE 10 SM
		GAMBRINUS RED 10
		GAMBRINUS RED 10 SM
		GAMBRINUS UPE SM EN 12115
		ASPIREX PU/ANC
		POLIAX F
		POLIAX PHARMA
		<b>NMMA</b>
		WAVEMASTER™
		<b>NSF 61</b>
		TE POTABLE WATER PU HOSE
		<b>SAE J 30 R7</b>
		CARBOPRESS SAE J 30 R7
		SUPER-FLEX® FL
		SUPER-FLEX® FL-7
		<b>SAE J 1402-A</b>
		AIRBRAKE SAE J 1402-A
		<b>SAE J 20 R2 - D1</b>
		E-Z FORM™ GS
		<b>SAE J 20 R3 Class A</b>
		SERIES 6722
		<b>SAE J 30 R14T2</b>
		SUPER-FLEX® FL
		SUPER-FLEX® FL-7
		<b>SAE J1527 A1-15</b>
		WAVEMASTER™
		<b>UNI CIG 7140</b>
		CARBO G NB/R 10
		CARBO G NW/L 10
		<b>USCG A1</b>
		WAVEMASTER™
		<b>USP XXXII class - VI requirements</b>
		POLIAX PHARMA
		POLIAX F



# Guidelines to the Use and Cleaning of Food and Pharma Rubber Hose

The hoses offered in our catalogue are manufactured in accordance with the best production practices, observing the international norms and specifications regulating this sector to guarantee safety, performance, quality and hygiene.

Transport, storage, handling, usage and media may contaminate the hose and affect its performance.

Therefore Parker recommends cleaning and sanitizing the hose prior to and after each use to maintain hose efficiency and prevent harmful contamination.

However our suggestions are superseded by specific local government regulations.

## Before the use of Food hose:

- Flush with drinking water at 20 °C for max 10 min
- Cleaning process with detergents/chemicals
- Rinse with drinking water at 20 °C for max 10 min
- Sterilization at 110 °C for max 30 min
- Rinse with drinking water at 20 °C for max 10 min
- Check to determine that all residuals have been eliminated









































































































































































The frequency depends on the type of food and liquid conveyed and environment condition.

The frequency and time of exposure to detergents/disinfectants may compromise the service life of the hose. Thus we recommend regular inspection of the hose to evaluate its physical conditions. PTFE hoses can be cleaned with all the following media and conditions.

Media	Compound	Concentration	Temperature
Hot Water	NBR, UPE, EPDM, NR/SBR	-	Up to 95°C
	SILICONE		Up to 90°C
Steam	NBR, EPDM, NR/SBR	-	Up to 110°C – max 30 min
	UPE		Up to 130°C – max 30 min
	SILICONE		Up to 135°C – max 18 min
Caustic Soda	NBR, UPE, EPDM, NR/SBR	2%	Up to 85°C
		5%	Up to 25°C
	SILICONE	2%	Up to 65°C
		4%	Up to 25°C
Nitric Acid / Phosphoric Acid	NBR, EPDM, SILICONE	0,1%	Up to 65°C
		2%	Up to 25°C
	UPE	0,1%	Up to 85°C
		3%	Up to 25°C
Chlorine Acetic Acid	NBR, EPDM, SILICONE	1%	Up to 25°C
	UPE		Up to 40°C
Peracetic Acid	NBR, EPDM, SILICONE	1%	Up to 25°C
	UPE		Up to 40°C


For other cleaning media and support pls contact Parker

# Oil and Fuel Compatibility

Hose series	Max Ambient temperature °C	Fuel types							
		Fuel	Diesel	LPG-CNG	B10	B20	B100	E10	E100
ARCTIC-EDGE	100	 up to 70°	 up to 100°		 up to 70°	 up to 70°		 up to 70°	 up to 70°
CARBOCORD EN 12115	100	 up to 70°	 up to 70°		 up to 70°	 up to 70°		 up to 70°	
CARBOPRESS N/L	100	 up to 70°	 up to 70°		 up to 70°	 up to 70°		 up to 70°	
CARBOPRESS SAE J 30 R7	125	 up to 70°	 up to 100°	 up to 70°	 up to 100°	 up to 70°	 up to 70°	 up to 70°	 up to 70°
CARBURITE 10	100	 up to 70°	 up to 70°		 up to 70°	 up to 70°		 up to 70°	
CERVINO EN 12115	100	 up to 70°	 up to 70°		 up to 70°	 up to 70°		 up to 70°	 up to 70°
CHEMIOEL EN 12115	100	 up to 70°	 up to 70°		 up to 70°	 up to 70°		 up to 70°	 up to 70°
E-Z FORM™ HT	150	 up to 120°	 up to 120°		 up to 120°	 up to 120°	 up to 100°	 up to 70°	 up to 70°
E-Z FORM™ MP	121	 up to 100°	 up to 100°		 up to 100°	 up to 100°		 up to 70°	 up to 70°
GASTRUCK EN 1762 D-M	70	 up to 70°		 up to 70°				 up to 70°	
JIFFY™	100	 up to 70°	 up to 100°		 up to 70°	 up to 70°		 up to 70°	 up to 70°
OILPLUS 30	120	 up to 70°	 up to 100°	 up to 70°	 up to 100°	 up to 70°	 up to 70°	 up to 70°	 up to 70°
OILPRESS N/L	120	 up to 70°	 up to 100°	 up to 70°	 up to 100°	 up to 70°	 up to 70°	 up to 70°	 up to 70°
RAGUSA 4	100	 up to 70°	 up to 70°		 up to 70°	 up to 70°		 up to 70°	
ROBUR GPL	70	 up to 70°		 up to 70°					
SM TR 311	80	 up to 70°	 up to 70°		 up to 100°	 up to 100°		 up to 100°	
SUPER-FLEX® FL	125	 up to 100°	 up to 100°		 up to 100°	 up to 100°	 up to 100°	 up to 100°	 up to 100°
SUPER-FLEX® FL-7	125	 up to 100°	 up to 100°		 up to 100°	 up to 100°	 up to 100°	 up to 100°	 up to 100°
TBE	90	 up to 70°	 up to 70°		 up to 70°	 up to 70°		 up to 70°	 up to 70°
TBSE	100	 up to 70°	 up to 70°	 up to 70°	 up to 70°	 up to 70°		 up to 70°	 up to 70°
WAVEMASTER™	100	 up to 70°	 up to 70°		 up to 70°	 up to 70°	 up to 70°	 up to 70°	 up to 70°

Fuel max 50 % Aromatic ( Aliphatic /Aromatic + MBTE)  
 Diesel Std mineral Diesel  
 LPG-CNG Liquefied petroleum gas or Compressed Natural gas  
 B10 Biodiesel 10 % in std diesel  
 B20 Biodiesel 20 % in std diesel  
 B100 Biodiesel 100 %  
 E10 Ethanol Alcohol 10 % in Fuel  
 E100 Ethanol Alcohol 100 %

The indicate temperature is related to the Media and not to the ambient

**E** = Excellent  
**G** = Good  
 = Conditional  
**X** = Unsatisfactory

# Conductive Value Table

As for ISO 2883

$R < 10^3$	Conductive Compound
$10^3 < R < 10^6$	Antistatic Compound
$R > 10^6$	Insulating Compound

## Electrical Properties of Rubber Hose

### Electrical Conductivity

Industrial hoses generally fall into three categories: conductive, nonconductive, or somewhere in-between. Because of its unique properties, it is possible for rubber to be nonconductive at low voltage and conductive at high voltage. When using a hose in an application that has electrical resistance requirements (low electrical resistance for conductive applications or high electrical resistance for nonconductive applications), always select a hose that is specifically designed to meet the specific need. Since conductivity or no conductivity is not a consideration for many applications, electrical resistance ratings do not exist for many hoses.

### Conductive & Antistatic Hose

Static electricity is generated by the flow of material (even some liquids) through a hose. As the material flows, molecules collide and generate friction, which creates minute amounts of electrical charge (excess electrons). The charge accumulates potential energy at the delivery end of the hose (coupling/nozzle). The amount of charge increases with material volume and linear velocity, coarseness of the material, and length of the hose. If not properly grounded, the accumulated charge (potential energy) will seek its own ground. The charge will be attracted to external materials in proximity (such as a steel storage container); if not properly grounded, the electrons may arc (jump) to the external material, igniting volatile materials in the hose, or in proximity to the hose. Electrically conductive wires and conductive rubber components are used in hose to prevent static electricity build-up and discharge as a spark. It is essential that the user determine the need for static bonded hose based on (a) the intended use of the hose, (b) instructions from the company's safety division, (c) the insurer, and (d) the laws of the localities and states in which the hose will be used. Some types of hose include a helical or static wire(s). This wire can be used for electrical continuity provided that proper contact is made and maintained between it and the hose couplings.

### Nonconductive Hose

Nonconductive hose constructions are those that resist the flow of electrical current. In some specific applications, especially around high voltage electrical lines, it is imperative for safety that the hose be nonconductive. Unless the hose is designed particularly to be nonconductive and is so branded, do not conclude that it is nonconductive. Many black rubber compounds are inherently and inadvertently conductive. Nonconductive hose is usually made to a qualifying standard that requires it to be tested to verify the desired electrical properties. The hose is frequently (but not necessarily) non-black in colour and clearly branded to indicate it is designed for nonconductive applications.

### WARNING!

Unless a hose is described as, or specifically and clearly branded to be conducting or nonconducting, assume that the electrical properties are uncontrolled.

# Properties of Basic Rubber Compounds

This table provides some information on the general properties of the most common rubber compounds. Most compounds used in the manufacture of rubber hose are made of different basic rubbers, each contributing to the physical properties of the finished product.

ASTM D 1418	Chemical Name	Properties
CR	<b>Chloroprene</b>	Excellent weathering and ozone resistance, flame retarding, abrasion resistance. Good resistance to compressed air and to oil.
CSM	<b>Chloro-sulfonyl-polyethylene</b>	Excellent resistance to ozone, weathering and acid, particularly of the coloured compounds. Resistant to petroleum based fluids.
EPDM	<b>Terpolymer of ethylene-propylene-diene</b>	Good resistance to heat, ageing and abrasion. Poor resistance to petroleum based fluids.
EPM	<b>Copolymers of ethylene and propylene</b>	Excellent resistance to heat, ageing, abrasion and ozone. Good resistance to many chemicals. Poor resistance to aromatics.
FKM	<b>Fluorine rubber</b>	Excellent resistance to a wide range of chemicals and to heat. Poor physical properties.
IIR	<b>Isobutene-isoprene</b>	Good resistance to chemicals, such as alcohols, ketones and esters.
NBR	<b>Acrylonitrile-butadiene</b>	Excellent oil resistance good aromatics and solvents resistance.
NR	<b>Natural rubber</b>	Good physical properties including abrasion and low temperature resistance. Poor resistance to petroleum based fluids.
SBR	<b>Styrene-butadiene</b>	Good physical properties with resistance to heat and abrasion. Poor resistance to petroleum based fluids.
NBR/PVC	<b>Acrylonitrile-butadiene-vynil-chloride</b>	Good resistance to oil and aromatics. Recommended as hose cover, when a good weathering, ozone and abrasion resistance is required.
UHMWPE	<b>Ultra high molecular weight polyethylene</b>	Excellent abrasion resistance and very low coefficient of friction. Excellent resistance to chemicals, oil and aromatic fuels. Biologically inert and suitable for foodstuffs delivery.
PTFE	<b>Polytetrafluoroethylene</b>	Excellent resistant against the majority of chemicals, also at high concentration. Superior resistance to heat. Very low friction. Great mechanical properties.
Silicone (VMQ)	<b>Polysiloxane</b>	Outstanding Heat and cold resistance. Resistance to oils, solvents and other chemicals. Electrical insulation.

# Chemical Resistance Table

The following table is essentially based upon the most updated technical data available, on information from raw material suppliers, as well as some International Standards, e.g. ISO TR 7620, EN 12115, and other publications.

Due to the big variety and amount of different chemical products, the given ratings are only partly based on our own tests. Consequently, the chart is given as a guidance only, and it cannot be assumed as a guarantee, expressed or implied, for the suitability of a product for a specific application. This is due to the widespread range of parameters which are not under our direct control like temperature (internal and external) pressure (constant or peaks) frequency of service and working environment.

For the same reasons, it is impossible to give scientifically based indications concerning service life of hoses, and to determine a generally valid replacement date. This can be verified for instance with periodical hydrostatic tests and a visual check. When in doubt please contact our technical service.

Ratings are based on room temperature.

Parker FTHE will cooperate by supplying sampling for tests, and carrying out tests with special chemical products.

## WARNING

The service life of rubber hoses is not endless. Consequently the user must periodically check the suitability of a rubber hose for the intended application, particularly in the presence of dangerous or polluting chemical products or when using the hose at elevated pressures and/or temperatures. Continuous use at the highest allowed pressures and temperatures dramatically reduces the service life of a rubber hose. After use hose must be emptied out and washed down.

Many chemical products can cause severe injuries to people or damage to property, or risks of environmental pollution if the hose leaks or bursts.

Trade Name	Description	ASTM Codes
Butyl	Isobutylene-Isoprene	IIR
CPE	Chlorinated Polyethylene	CM
EPDM	Ethylene-Propylene-Diene	EPDM
Hypalon	Chlorosulfonated Polyethylene	CSM
Hytrek	Thermoplastic Polyester	TPC-ET
Natural	Natural Rubber	NR
Neoprene	Polychloropren	CR
Nitrile	Acrylonitrile	NBR
Nylon	Nylon Polymer	-
SBR	Styrene-Butadiene	SBR
Santoprene	Ethylene-Propylene-Diene	TPV
Teflon	Fluorocarbon Resin	PTFE
UHMW	Ultra-High Molecular Weight Polyethylene	-
Urethane	Urethane	AU
Viton	Fluoroelastomer	FKM
XLPE	Cross-Linked Polyethylene	XPE

\* compounds not in catalogue. Ask Parker for right solution

## KEY

E = Excellent  
G = Good  
C = Conditional  
X = Unsatisfactory



Chemical or Material Conveyed	Butyl	CPE	EPDM	CSM	TPC-ET	Natural	Neoprene	Nitrile	Nylon	SBR	TPV	PTFE	UHMW	Urethane	FKM	XLPE
1 UNDECANOL	E			E		E		E				E			G	E
1,4-DIOXANE	G		G	X		X	X	X	E	X		E		X	X	E
1-AMINO-2-PROPANOL	E			C		G		G				E			X	
1-AMINO BUTANE	X		C	C		X	X	C		X		E		X	X	
1-AMINOPENTANE	G		X	G		G	X	C				E			X	
1-BROMO-2 METHYL PROPANE	X			X		X	X	X				E			G	
1-BROMO-3 METHYL BUTANE	X		X	X		X	X	X				E			G	
1-BROMOBUTANE	X			X		X		X				E			G	
1-CHLORO-2-METHYL PROPANE	X			X		X		X				E			G	
1-CHLORO-3-METHYL BUTANE	C		X	X		X	X	X	E			E			E	
1-DECANOL	C			E		C	X	E				E			G	E
1-HENDACONAL		E														
2 (2AMINOETHYLAMINO) ETHANOL	E			G		G		G								
2 (2ETHOXYETHOXY) ETHANOL	E		G	G		C	C	G	E	G		E		X	G	
2 (2ETHOXYETHOXY) ETHYL ACETATE	G		X	G		X	X	C		X		E		X	G	
2,4-DI-SEC-PENTYLPHENOL		E														
2-AMINOETHANOL	E		G	G		G	G	G				E		C	X	
2-CHLORO-1-HYDROXY-BENZENE		C														
2-CHLOROPHENOL	G	G	X	C	X	X	X	X	X	X	X	E		X	E	G
2-CHLOROPROPANE	X		X	X		X	X	X	X	X		E		X	E	E
2-ETHOXYETHANOL	G		G	C		C	C	G		X		E		X	C	
2-ETHOXYETHYL ACETATE	G	X	G	X	X	X	X	X	G	X		E		X	X	
2-ETHYL (BUTYRALDEHYDE)	G			X		X		X				E			X	E
2-ETHYL-1-HEXANOL	E		E	E		E	E	E		E	E	E		X	E	E
2-ETHYLHEXANOIC ACID	C			G		C		C				E				
2-ETHYLHEXYL ACETATE	E			E		X		X				E			X	
2-OCTANONE	G			X		X		X				E			X	
3-BROMOPROPENE	X			X		X	X	X				E			G	
3-CHLORO-2-METHYL PROPANE		G														
3-CHLOROPROPENE	C		X	X		X	X	G		E		E			G	
4-HYDROXY-4-METHYL-2-PENTANONE	E		E	C	C	C	C	X	G	C		E		X	X	
ACETALDEHYDE	E		E	C	G		X	X	E	X	E	E	G	X		E
ACETAMIDE			E				G						E		E	
ACETIC ACID, GLACIAL	G	E	G	C	E	X	X	G	X	C	G	E	E	X	X	E
ACETIC ACID 10 %	E	E	E	E	X	B	B	X	E	F	B	E	E	X	E	E
ACETIC ACID 30 %			E				G						E		G	
ACETIC ACID 50 %	E	E	E	E	C	X	C	C	C	X		G	E	X	G	G
ACETIC ANHYDRIDE	G	E	G	E	C	C	G	X	X	X	G	E	G	X	X	E
ACETIC OXIDE	G		B	E		X					B	E		G	X	E
ACETONE	E	G	E	X	C	C	X	X	E	C	E	E	E	X	X	E
ACETONE CYANOHYDRIN	E			C		C	B	X			E	E	G	X	X	E
ACETONITRILE	E		E	G		B	E	C			E	E				
ACETOPHENONE	G		E	X		X	X	X		X	E	F	X	X	X	X
ACETYL ACETONE	E	G	E	X		X	X	X		X	E	E	E	X	X	E
ACETYL CHLORIDE	X	E	C		X		X	X	X	X	C	E	G	X	G	G
ACETYL OXIDE	E		G	X		C		X			G	E	E		X	E
ACETYLENE	E	G	E	C	G	G	E	E	E	C	E	E	E	G	E	E
ACETYLENE DICHLORIDE	C		C	X		X	X	X				E			G	
ACETYLENE TETRACHLORIDE	X		X	X		X	X	X				E			E	
ACROLEIN	E		E	G		G	C	C		C		E	X	X		E
ACRYLIC ACID		E														
ACRYLONITRILE	X	E	X	C		C			E	C		E	C	X		C
ADIPIC ACID			E			E	E	E				E		E	E	
AIR +149 °C (+300 °F)	G		G	G		X	G	G		X	E		X	C		
ALK-TRI	X			X		X		X				E			E	E
ALLYL ALCOHOL	E		E	E		E	E	E				E	E		G	E
ALLYL BROMIDE	X			X		X						E	G		G	G
ALLYL CHLORIDE		G		X		X		G		G		E	G		G	G
ALUM	E	E	E	E		E	E	E	G			E	E		E	E
ALUMINUM ACETATE (AQ)	G	E	E			E	G	G		X		E	E	X	X	E
ALUMINUM CHLORIDE (AQ) 40 %	G	C				E	E	G	X				E			E
ALUMINUM FLUORIDE	E		E	E		E	E	E	G	E		E	E	C	E	E
ALUMINUM FORMATE	G			X		X						E	E		E	
ALUMINUM HYDROXIDE	E		E	G		E	E	E	G	G		E	E	G		
ALUMINUM NITRATE (AQ)	E	E	E	E		E	E	E		E		E	E	C	E	E
ALUMINIUM PHOSPATE			E				E						B		E	

E = excellent; G = good; C = conditional; X = unsatisfactory

\* compounds not in catalogue. Ask Parker for right solution

## Chemical Resistance Table

Chemical or Material Conveyed	Butyl	CPE	EPDM	CSM	TPC-ET	Natural	Neoprene	Nitrile	Nylon	SBR	TPV	PTFE	UHMW	Urethane	FKM	XLPE
ALUMINUM SULFATE (AQ)	E	E	E	E	G	E	E	E	E	G	E	E	E	G	E	E
ALUMS-NH3-CR-K	E		E	E		E	E	E	C	E		E	E	G		E
AMINES – MIXED	G		G	X	G	G		X		G				X	X	
AMINO XYLENE	G		C												C	
AMINO BENZENE		G							C							
AMINODIMETHYLBENZENE	G	C										E				
AMINOETHANE	G		E	C		C	X	X		C		E		X	X	
AMMONIA LIQUID			E				E						G			
AMMONIUM ANHYDROUS			E				E						G			
AMMONIUM CARBONATE (AQ)	E		E	G		E	E	G	G	E		E		E	E	
AMMONIUM CHLORIDE (AQ)	E	G	E	G	E	E	E	G		E	E	E	E	G	E	E
AMMONIUM HYDROXIDE	E	E	E	E								E	E	X	E	E
AMMONIUM NITRATE (AQ)	E	G	E	E	G	E	E	E	G	E		E	E	E	E	E
AMMONIUM PHOSPHATE, DIBASIC	E	E	E	E		E	E	E	E	E		E	E		E	E
AMMONIUM SULPHATE (AQ)	E	E	E	E	G	E	E	E	G	G		E	E	E	E	E
AMMONIUM SULPHITE	E		E	E		E	E	E		E		E			E	E
AMMONIUM THIOSULPHATE	E		E	E		E	E	E				E			E	E
AMYL ACETATE	G		E	X	C	X	X	X	G	X	X	E	E	X		E
AMYL ACETONE	G			X		X						E			X	E
AMYL ALCOHOL	E	E	E	E	E	E	E	G	E	E	E	E	E	X	E	E
AMYL AMINE	G			C		C		C				E				
AMYL BROMIDE												E			G	
AMYL CHLORIDE	X	C	X	X		X	X		E	X		E	E	C	E	G
AMYL ETHER				C				C				E				
ANETHOL	X	X		X		X			G			E	G		G	G
ANILINE	E	G	G	X	X	X	X	X	C	X		E	E	X	C	E
ANILINE DYES	G		G	G		G	C	X	X	G		E	E	X	C	E
ANILINE OIL	G	G	C									E		X	C	
ANIMAL FATS	C		E	C	G		G	E	E	X	E	E	E	C	E	E
ANTIMONY CHLORIDES	E		E	G			X	G				E			E	E
AQUA REGIA	X		G	X		X	X	X		X		E	X	X	E	X
ARGON	G		E	X	E	X	X	E	E	X		E	E	E	E	E
AROMATIC HYDROCARBONS													C		E	
ARSENIC ACID	E	E	E	E		G	E	E	G	E		G	E	C	E	E
ASPHALT	X		X	X	C	X	X	X	E	X	E	E	X	G	E	X
ASTM FUEL A	X	E	X	G	E	X	G	E	E	X	X	E	G	G	E	G
ASTM FUEL B	X	G	X	X	E	X	X	X	E	X	X	E	G	G	E	G
ASTM FUEL C	X	C	X	X	E	X	X		E	X	X	E	G			G
ASTM OIL NO. 2	X	E	X	X	E	X	G	E	E	X	X	E	E	G	E	E
ASTM OIL NO. 3	X		X	G	E	X	C	E	E	X	X		E	E	E	E
ASTM OIL NO. 4	X		X	X		X	X	G		X			E	X	E	E
ASTM OIL NO. 1	X	E	X	G	E	X	E	E	E	X	X	E	E	E	E	E
AUTOMATIC TRANSMISSION FLUID	X		X	C	E	X	G	E	G	X	X	E	E	G	E	E
BANANA OIL			G	C				X		X		E	E			E
BARIUM CHLORIDE (AQ)	E	G	E	E	G	E	E	E	G	E		E	E	E	E	E
BARIUM HYDROXIDE (AQ)	E	G	E	E	G	E	E	E	G	E		E	E	E	E	E
BARIUM SULFIDE (AQ)	E		E	E		E	E	E		G		E	E	E	E	E
BEER	E		E	E		E	G	E		E		E	E		E	E
BEET SUGAR LIQUORS	E	G	E	E	G	E	G	E	E	E		E	E	X	E	E
BENZAL CHLORIDE	G											E	E			E
BENZALDEHYDE	G		E	X	G	X	X	X	E	X	X	E	E	X	X	E
BENZENE	X	C	X	X	C	X	X	X	G	X	X	E	G	X	G	E
BENZENE CARBOXYLIC ACID	E			X			E	X				E			E	
BENZINE	X		X	X		X	C	C	G	X		E		C	E	E
BENZOIC ACID	X					X	E	X	E	X		E	E		E	E
BENZOL		C	X		C			X	G			E	G		G	
BENZOTRICHLORIDE												E	G			G
BENZYL ACETATE	E			G		X						E	E		X	E
BENZYL ALCOHOL	G		G	G	C	X	X	X	C	X	X	E	E	X	E	E
BENZYL CHLORIDE	X	X	X	X		X	X	X		X		E	E		E	E
BENZYL ETHER	G		C	X		X	X	X		X		E		G	X	
BIS (2-CLOROETHYL) ETHER	X			X		X		X		X		E				
BLACK SULFATE LIQUOR	G	C	G	G	G	G	G	G	C	G		E	E	X	E	
BLEACH (2 – 15 %)	G		E	E	G	X	X	X	C	X		E	E	X	E	G
BORAX SOLUTION	E	G	E	E	E	G	E	G	G	G		E	E	E	E	E
BORIC ACID	E		E	E	E	E	E	E	G	E	E	E	E	E	E	E

E = excellent; G = good; C = conditional; X = unsatisfactory

\* compounds not in catalogue. Ask Parker for right solution

Chemical or Material Conveyed	Butyl	CPE	EPDM	CSM	TPC-ET	Natural	Neoprene	Nitrile	Nylon	SBR	TPV	PTFE	UHMW	Urethane	FKM	XLPE
BRAKE FLUID (HD-557) 12 DAYS	G	E	E	G			G	C	E	E		E			X	
BRINE	E	G	E	E	G	E	G	E	G			E	E		E	E
BROMACIL			E													
BROMOBENZENE	X	X	X	X		X	X	X		X		E	C	X	E	C
BROMOCHLOROMETHANE	X	X	G	X		X	X	X				E			C	
BROMOETHANE	X		X	X		C	X	G		X		E		X	E	
BROMOTOLUENE	X	X		X		X				X		E			G	F
BUGDIOXANE																E
BUNKER OIL	X		X	X		X	X	E		X		E	E	G	E	E
BUTADIENE	X		X	X		X	X	X		X		E	E	X	G	E
BUTANE	X		X	X	E	X	C	E	E	X		E	E	X	E	E
BUTANOIC ACID			G	C								E			G	
BUTANOL (BUTYL ALCOHOL)	G	G	G	E	G	E	E	E	G	E	G	E	E	X	E	E
BUTANONE	E	G	E	X	E			X	G		X	G	E	X		E
BUTOXYETHANOL	E		E	X		X	X	C				E		E		
BUTYL ACETATE	X	C	X	X	C	X	X	X	G	X		X	E	X	X	E
BUTYL ACRYLATE	X		X	X		X	X	X				E	G		X	G
BUTYL ALCOHOL	G	G	G	E	G	E	E	E	G	E	G	E	E	E	E	E
BUTYL ALDEHYDE	G		G	C			C				G	E	E	C	X	E
BUTYL BENZYL PHTHALATE	E			X		X				X		E	E		C	E
BUTYL CARBITOL	E		E	X		X	C	X		X		E	E		C	C
BUTYL CELLOSOLVE	E		G	X		X	X	C		X	E	E	E		X	E
BUTYL CHLORIDE	C			X		X						E	C		E	G
BUTYL ETHER	X		X	X		X	X	X		X		E	E	G	X	E
BUTYL ETHER ACETALDEHYDE	G			X		X			X			E	E		X	E
BUTYL ETHYL ETHER	X			X		X		G				E	E			E
BUTYL OLEATE	G		G	X		X	X	X		X		E			E	
BUTYL PHTHALATE	G		E	X		X				X		E			C	E
BUTYL STEARATE	X		X	X		X	X	G		X		E	E	G	E	E
BUTYLENE	X		X	X	G	X	C	E	G	X		E		C	E	
BUTYRALDEHYDE	G		C			X	X	X		X			E	X	X	E
BUTYRIC ACID	G		G	C		X	X	X		X		E	E		G	
BUTYRIC ANHYDRIDE	C			G		C		C				E				E
CADMIUM ACETATE	E			E		X						E	E			E
CALCIUM ACETATE	E			C		E	G	G		X		E	E	X	X	E
CALCIUM ALUMINATE	E			E		E		E				E			E	E
CALCIUM BICHROMATE	E			C								E				G
CALCIUM BISULFIDE			X		G		C	E	G	G		E		C	E	
CALCIUM CHLORATE			E				E						E		E	
CALCIUM CHLORIDE	E	G	E	E	E	E	E	E	E	E		E	E	E	E	E
CALCIUM HYDROXIDE	E	G	E	G	E	E	E	E	E	E		E	E	E	E	E
CALCIUM HYPOCHLORITE	E	G	E	E	C	X	C	X	X	X		E	C	X	E	C
CALCIUM NITRATE	E		E	E		E	E	E	E	E		E	E	X	E	E
CALCIUM SULFIDE	E	X	E	E		X	E	E	E	X		E	E	E	E	E
CAPRILIC ACID	C			G		C		C				E	E			E
CARBAMIDE	G			E		E	G	G				E				
CARBITOL	E		G	G		X	C	G	E	G		E	E	X	G	E
CARBOLIC ACID (PHENOL)	G	G	X	X		X	X	X	X	X	X	E	E	X	E	E
CARBON DIOXIDE	G		G	G		G	G	E	E	G		E	E	E	G	E
CARBON DISULFIDE	X		X	X		X	X	X	X	X		E	E	X	X	C
CARBON MONOXIDE	E	G	E	E	E	C	E	E	E	G	E	E	E	G	E	E
CARBON TETRACHLORIDE	X	C	X	X	X	X	X	C	X	X	X	E	G	X	E	E
CARBON TETRAFLUORIDE			G										B		B	
CARBONIC ACID	E	X	E	E	X	E	G	G	G	G	X	E		E	G	E
CASTOR OIL	G	G	G	E	C	E	E	E	G	E	C	E	E	G	E	E
CAUSTIC SODA (SEE SODIUM HYDROXIDE)	E		E		C		E		G		E	E			G	
CELLOSOLVE ACETATE	G		G	X		X	X	X	G	X		E	E	X	X	E
CELLUGUARD	E		E	X		E	E	E	G	E		E		E	E	
CELLULOSE ACETATE							X						B		C	
CETYLIC ACID	G	G	G	C	E	E	G	E	C	B	E	E		E	E	
CHINA WOOD OIL (TUNG OIL)	X	C	X	E	G	X	E	E	G	X		E		C	E	
CHLORDANE	X		X	C	C	X	C	G	G	X				C	E	
CHLORINATED SOLVENTS	X	X	X	X		X	X	X	X	X		E		X	E	G
CHLORINE GAS (DRY)							C						C		E	
CHLORINE WATER SOLUTION (MAX. 3 %) + G108													E			
CHLORO-2-PROPANONE	X		E	X		X	C	X		X		E		X	X	

E = excellent; G = good; C = conditional; X = unsatisfactory

\* compounds not in catalogue. Ask Parker for right solution

## Chemical Resistance Table

Chemical or Material Conveyed	Butyl	CPE	EPDM	CSM	TPC-ET	Natural	Neoprene	Nitrile	Nylon	SBR	TPV	PTFE	UHMW	Urethane	FKM	XLPE
CHLOROACETIC ACID	G		G	G	X	X	X	X	X	X	X	E	E	X	G	E
CHLOROACETONE	X		E	X		X	C	X		X		E	E	X	X	E
CHLOROBENZENE, MONO, DI, TRI	X		X	X	X	X	X	X	E	X	X	E	G	X	E	A
CHLOROBUTANE	C			X		X		X				E	G	C	E	G
CHLOROETHYLBENZENE	X	X	X	X		X				X		E	E	G	E	E
CHLOROFORM	X	X	X	X	X	X	X	X	X	X	X	E	E	X	G	G
CHLOROPENTANE	C			X		X				X		E	E		E	E
CHLOROPHENOL													B		G	
CHLOROSULFONIC ACID	X	X	X	X	X	X	X	X	X	X	X	E	X	X	X	X
CHLOROTOLUENE	X		X	X		X	X	X		X		E	G	X	E	G
CHLOROX	G		G	G		X	G	G		X		E	G	X	E	G
CHROME PLATING SOLUTIONS	X		X	X		X	X	X		X		E		X	E	
CHROMIC ACID	G	X	X	X	X	X	X	X	X	X	X	E		X	E	
CHROMIUM TRIOXIDE	G	X	X	X	X	X	X	X	X	X	X	E		X	E	
CINNAMENE	X		X	X	X	X	X	X		X		E		C	G	
CIS-9-OCTADECENOIC ACID	X	X	C	G	E	X	C	E	E	X		E		G	E	E
CITRIC ACID	E	X	E	E	G	E	E	E	G	E	E	E	E	E	C	E
COAL OIL	X		X	C		X	G	E	E		X	E	E	C	E	E
COAL TAR	X		X	X	X	X	C	G		X	X	E	E	C	E	E
COAL TAR NAPHTHA	X		X	X		X		X		X		E		X	E	E
COCONUT OIL	G		G	C		X	C	E		X		E	E	C	E	E
COKE OVEN GAS	X		X	X		X	X	X	E	X		C		X	E	E
COOLANOL (MONSANTO)	X		X	G	X	X	G	E		X				X	E	
COPPER CHLORIDE	E	X	E	G	E	G	G	E	C	E		E	E	G	E	E
COPPER CYANIDE	E		E	G		E	E	E	G	E		E	E	E	E	E
COPPER HYDRATE	E			G		C		G				E	E		C	
COPPER HYDROXIDE	E			G		C		G		G		E			C	E
COPPER NITRATE			E				E						E		E	
COPPER SULFATE	E	X	E	E	E	G	E	E	G	G		E	E	G	E	E
CORN OIL	G		X	G	E	X	C	E	G	X	E	E	E	E	E	E
COTTONSEED OIL	C	G	C	G	E	X	C	G	E	X		E	E	E	E	E
CREOSOTE	X		X	X		X	X	G	X	X		E	E	C	E	E
CRESOLS	X		X	X	X	X	X	X	X	X	X	E	E	X	E	E
CRESYLIC ACID	X		X	X		X	X	X		X		E	E	X	G	E
CROTONALDEHYDE	E		E	X		X	X	X		C		E	E	X	X	E
CRUDE OIL			X				X	G	E	X		E	E	G	E	E
CUMENE	X		X	X		X	X	X		X		E	E	X	E	E
CUPRIC CARBONATE	E			E		C	E	E				E	E		E	E
CUPRIC HYDROXIDE	E			G		C		G				E			C	
CUPRIC NITRATE	E		E	E		G	E	E				E	E		E	E
CUPRIC SULFATE	E		E	E		G	E	E		E		E	E	X	E	E
CUTTING OIL	X		X	G		X	G	E		X		E		E	E	
CYCLOHEXANE	X		X	X	E	X	X	G	G	X	X	E	E	G	E	G
CYCLOHEXANOL	X		X	B		X	G	G	G	X	X	E	E		E	E
CYCLOHEXANONE	X		C	X		X	X	X	G	X	X	E	E	X	X	E
CYCLOPENTANE	X		X	X		X	E	G				E	E		E	E
CYCLOPENTANOL	X			X		X		G		X			E		G	E
CYCLOPENTANONE	X			X		X		X				E			X	E
CYCLOPENTYL ALCOHOL	X			X		X		G		X			E		G	E
DDT IN DEIONIZED KEROSENE	X		X	X		X	C	E	E	X		E		G	E	E
DECAHYDRONAPHTHALENE	X		X	X		X	X	X	G	X	X	E		X	E	
DECAHYDROXYNAPHTHALENE		C														
DECALIN	X		X	X		X	X	X	G	X	X	E	X	X	E	E
DECYL ALCOHOL	X			E		X	X	E				E	E		G	E
DECYL ALDEHYDE	C			X		X						E	E		X	E
DECYL BUTYL PHTHALATE	E			X		X		X				E	E		C	E
DECYL CARBINOL	E			E		E		E				E			G	
"DETERGENT, WATER SOLUTION"	E		E		G		G	E		G		E	E	G	E	
DEVELOPING FLUID (PHOTO)	G		G	E	X	E	E	E		G		E			E	
DEXTRON	X		X	X		X	G	E		X				G	E	
DI(2ETHYLHEXYL) ADIPATE	E		G	X		X	X	X				E			C	
DI(2ETHYLHEXYL) PHTHALATE	G		G	X	E	X	X	X	E	X		E		X	G	
DIACETONE ALCOHOL	E		E	X	C	X	X	X		X		E	E	X	X	C
DIACETYLMETHANE	E	G	E	X		X	X	X		X	E	E		X	X	
DIALLYLPHTHALATE		G														
DIAMMONIUM PHOSPHATE	E	E	E	E		E	E	E		E		E			E	

E = excellent; G = good; C = conditional; X = unsatisfactory

\* compounds not in catalogue. Ask Parker for right solution

Chemical or Material Conveyed	Butyl	CPE	EPDM	CSM	TPC-ET	Natural	Neoprene	Nitrile	Nylon	SBR	TPV	PTFE	UHMW	Urethane	FKM	XLPE
DIAMYL NAPHTHALENE	E			X		X						E			C	E
DIAMYL PHENOL	X			X		X		X		X		E			E	E
DIAMYLAMINE	E		E	C		G		G		X		E		X	X	
DIAMYLENE	X			X		X	X	C	G			E			E	E
DIBENZYL ETHER	G		C	X		X	X	X		X		E	E	G	X	E
DIBROMOBENZENE	X			X		X						E	G		E	E
DIBROMOMETHANE	X		C	X		X	X	X			X	E			G	
DIBUTYL ETHER	X		X	X		X	X	X		X		E	E	X	X	E
DIBUTYL PHTHALATE	C		E	X	G	X	X	X	E	X		E	E	X	C	E
DIBUTYL SEBACATE	G		G	X	G	X	X	X		X		E	E	X	E	E
DIBUTYLAMINE	X		X	X		X	X	X		X		E	E	X	X	
DICALCIUM PHOSPHATE	E			E		E		E				E			E	E
DICHLORO DIFLUORO METHANE	X	C	C	E	E	X	G	C	G	E	X	E		E	G	
DICHLORO ETHYLENE	C		X	X	X		X		C		X	E		C	G	
DICHLOROACETIC ACID	C			X		G						E	E	C	X	E
DICHLOROBUTANE	X		C	X		X	X	G		X		E	E	X	E	G
DICHLOROETHANE	C	X	X	X	X	X	X	X	C	X	X	E		X	G	E
DICHLOROETHYL ETHER	X			X		X		X		X		E				E
DICHLOROFUOROMETHANE													E		G	
DICHLOROHEXANE	X			X		X						E	E		E	E
DICHLOROMETHANE	X		C	X	X	X	G	X	C	X	X	E	E		G	E
DICHLOROPENTANE	X			X		X	X	X		X		E	E	X	E	E
DICHLOROPROPANE	X			X		X	X	X				E	E		E	E
DICHLOROPROPENE												E	E		E	E
DICHLOROTOLUENE		X														
DIESEL OIL	X	E	X	C	G	X	C	E	E	X	X	E	E	C	E	C
DIETHANOLAMINE	E		E	C	X	G			G	X		E	E			
DIETHYL ETHER	X		X	X	C	X	X	X	E	X	E	E		E	X	
DIETHYL KETONE	G		E	X		X	X					E			X	E
DIETHYL OXALATE	X		X	X		X	X	X				E				E
DIETHYL PHTHALATE	E			X		X						E	E		C	E
DIETHYL SEBACATE	G		G	C	E	X	X	X		X	E	E		X	G	
DIETHYL SULFATE	G		E	X		X	E	X		E		E		X	X	
DIETHYL TRIAMINE	E			C		G		G				E				
DIETHYLAMINE	G		G	C		G	G	C		G		E	E	C	X	C
DIETHYLBENZENE	X		X	X		X	X	X		X		E	E	X	E	E
DIETHYLENE GLYCOL	E		E	E	E	E	E	E		E		E	E	X	E	C
DIETHYLENE OXIDE	X		E									E				
DIETHYLENE TRIAMINE	E		E	C		G				X	E	E	E	X		
DIHYDROXY DIETHYL ETHER	E		E	E		E	E	E				E			E	
DIHYDROXY SUCCINIC ACID	G		G	E		E	C	G				E		E	E	
DIISOBUTYL KETONE	G		E	X		X	X	X		X		E	E	X	X	E
DIISOBUTYLENE	X		X	X		X	C	E		X		E		X	E	E
DIISODECTYL PHTHALATE	E		E	X		X				X		E	E		C	E
DIISODECYL PHTHALATE	E		E	X		X	X	X				E			C	
DIISOOCTYL ADIPATE	E			X		X		X		X		E	E		C	E
DIISOOCTYL PHTHALATE	E		G	X		X						E	E		C	E
DIISOPROPANOLAMINE	E			C		G		G				E				
DIISOPROPYL ETHER	X		X	C		X	X	G		X		E		G	X	E
DIISOPROPYL KETONE	E		E	X		X	X	X		X		E		X	X	E
DIMETHYL PHTHALATE	G		G	X	E	X	X	X		X	G	E	E	X	E	E
DIMETHYL SULFATE	G			X				X				E	E		X	
DIMETHYL SULFIDE	C					X		X				E				
DIMETHYLAMINE	G		X	X			X	X				E	E		X	E
DIMETHYLANILINE	X	C	G	X			X	X		X		E	G	X	X	G
DIMETHYLBENZENE	X	C	X	X	X		X	X	G	X	X	X	E	X	E	
DIMETHYLBUTANE		G														
DIMETHYLCARBINOL	E		G	E		E	E	G				E	E		E	
DIMETHYLFORMAMIDE			G										E		X	
DIMETHYLKETONE	E	G	E	X	C		X	X	E	C	E	E	E	X	X	
DIOCTYL ADIPATE	E		G	X		X	X	X				E	E		C	
DIOCTYL PHTHALATE	G		G	X	E	X	X	X	E	X		E	E	X	G	E
DIOXANES	X		G	X		X	X	X		X		E	E	X	X	E
DIOXANE	G		G	X		X	X	X	E	X		E	E	X	X	E
DIPENTENE	X		X	X		X	X	G		X		E		X	E	
DIPENTYLAMINE	E		E	C		G		G		X		E		X	X	

E = excellent; G = good; C = conditional; X = unsatisfactory

\* compounds not in catalogue. Ask Parker for right solution



## Chemical Resistance Table

Chemical or Material Conveyed	Butyl	CPE	EPDM	CSM	TPC-ET	Natural	Neoprene	Nitrile	Nylon	SBR	TPV	PTFE	UHMW	Urethane	FKM	XLPE
DI-P-MENTHA-1,8-DIENE	X		X	X		X	X	G		X		E		X	E	
DIPROPYLAMINE	E			C		G		G				E				
DIPROPYLENE GLYCOL	E			E		E		E				E			E	
DISODIUM PHOSPHATE	E		E	E		E		E				E	E	E	E	E
DIVINYL BENZENE	X			X		X				X		E	E		E	E
DOWELL INHIBITOR		G														
DOWFAX 2A1 SOLVENT		E														
DOWFAX 2A1 TA		E														
DOWFAX 6A1 SOLVENT		G														
DOWFAX 6A1 TA		E														
"DOWTHERM, A AND E"	X	X	X	X	G	X	X	X	X	X		C	E	X	E	E
DRY CLEANING FLUIDS	X		X	X			X	C		X		E		X	E	
DUCGKIRIOEBAANE	X															
DURO AW16, 31			X					E	E			E				
DURO FR-HD			X					E	E			E				
EHTYL BUTYL ACETATE	E			G		X		X				E	E		X	E
EHTYL DICHLORIDE	C		C	X		X	X	X		X		E		X	G	G
EHTYLENE DIBROMIDE	X		C	X		X	X	X		X		E	G	X	G	G
EPOCHLOROHYDRIN			C										B			
ETHANOIC ACID	G	E	E	C	C	X	G	C	C	G	C	E		X	X	
ETHANOL (GRAIN ALCOHOL)	E	G	E	E	E	E	E	E	X	E	E	E	E	X	C	E
ETHANOLAMINE	G		G	X		G	G	G		X		E	E	C	X	E
ETHERS	X	G	C	X	X	X	X	X	E	X		E		X	X	
ETHYL ACETATE	G	G	E	X	C	X	X	X	E	X	E	E	E	X	X	C
ETHYL ACETOACETATE	G		G	X		C	X	X		C		E	E		X	E
ETHYL ACETONE	G		G	X		X	X	X		X		E			X	
ETHYL ACRYLATE	G		G	X		X	X	X		X		E	E	X	X	G
ETHYL ALCOHOL	E	G	E	E	E	E	E	E	X	E	E	E	E	X	E	E
ETHYL ALDEHYDE	G		E	C		X	X	X				E	E	C	X	E
ETHYL ALUMINUM DICHLORIDE	X			X		X		X				E			G	G
ETHYL BENZENE	X		X	X		X	X	X		X		E	E	X	E	E
ETHYL BROMIDE	X		X	X		C	X	G		X		E		X	E	
ETHYL BUTANOL	E			E		E		E				E	E		G	E
ETHYL BUTYL KETONE	G			X		X		X				E			X	E
ETHYL CELLULOSE	G		G	G	G	G	G	G	C	G		E	E	G	X	E
ETHYL CHLORIDE	E	X	E	C	X	C	X	E	E	G	X	E	G	C	E	G
ETHYL DIISOBUTYLTHIO-CARBAMATE						E				E			E			E
ETHYL ETHER	X	G	X	X		X	X	X	E	X		E	E	C	X	E
ETHYL FORMATE	G		G	G		X	G	X		X		E	E		E	E
ETHYL IODIDE	C		C	X		X	X	X				E	G		G	E
ETHYL OXALATE	X		C	X		C	X	X		X		E	E	E	E	E
ETHYL PHTHALATE	E			X		X		X				E	E			
ETHYL SILICATE	E		E	G		G	E	E		G		E	E	X	E	E
ETHYLAMINE	G		E	C		C	X	X		C		E	E	X	X	
ETHYLENE													E		E	
ETHYLENE BROMIDE			C										B		G	
ETHYLENE CHLORIDE													G		G	
ETHYLENE CHLOROHYDRIN	G		G	C		C	G	X				E	E		E	E
ETHYLENE DIAMINE	E		E	G		G	E	G		G		E	E	X	X	E
ETHYLENE DIBROMIDE													B		E	
ETHYLENE DICHLORIDE	C	X	X	C	X	X	X	X	C	X	X	E	G	X	G	G
ETHYLENE G MONOETHYL E ACETATE	E		E	X		C	X	C				E		X	E	
ETHYLENE G. MONOBUTYL ETHER	E		E	C		X	C	C		X		E		X	X	E
ETHYLENE G. MONOHEXYL ETHER																E
ETHYLENE G. MONOMETHYL ETHER	E		G	G		X	E	C				E			X	E
ETHYLENE GLYCOL	E	G	E	E	E	E	E	E	E	E	E	E	E	G	E	C
ETHYLENE OXIDE	X	X	C	X	E	X	X	X	G	X		E		X	X	
FATTY ACIDS	X		X	C	G	X	G	E	E	X	X	E	E	C	E	E
FERRIC BROMIDE	E			E		E		E				E	E		E	
FERRIC CHLORIDE	E	X	E	E	G	E	E	E	C	E		E	E	E	E	E
FERRIC NITRATE	E		E	E		E	E	E	E	E		E	E	E	E	E
FERRIC SULFATE	E	X	E	E	E	E	E	E	E	E		E	E	G	E	E
FERROUS ACETATE	E			E		X		X				E			X	E
FERROUS CHLORIDE	G		E	G	E	E	G	E	E			E	E	G	E	E
FERROUS SULFATE	E		E	E	E	E	E	E	E	E		E	E	E	E	
FLOUROSILIC ACID	E		E	E		E	E	E		G	C	E	C		C	G

E = excellent; G = good; C = conditional; X = unsatisfactory

\* compounds not in catalogue. Ask Parker for right solution

Chemical or Material Conveyed	Butyl	CPE	EPDM	CSM	TPC-ET	Natural	Neoprene	Nitrile	Nylon	SBR	TPV	PTFE	UHMW	Urethane	FKM	XLPE
FLUOBORIC ACID	G		E	E		E	E	E		E		E	C	X	E	C
FLUORINE	X		E	X	X	X	X	X	X			G	X	X	E	X
FORMALDEHYDE	E	G	E	G	C		G	C	E	C	E	E	E	X	E	E
FORMALIN	E	G	E	G	C		G	C	E	C	E	E		X	E	E
FORMIC ACID	E	X	E	E	C	C	E	C	X	E	E	E	E	X	X	C
FREON 113	X		X	E	E	X	E	E	X	G	X	E		G	G	
FREON 12	C	C	C	E	E	C	E	E	G	E	X	E		E	G	
FREON 22	X	C	E	E	X	C	E	X	G	E	X	E		X	C	
FREON 502	E		E			E	E	G	E	E					G	
FUEL A (ASTM)	X	E	X	G	E	X	G	E	E	X	X	E	G	G	E	G
FUEL B (ASTM)	X	G	X	X	E	X	X	X	E	X	X	E	G	G	E	G
FUEL C (ASTM)			X				C						G		E	
FUEL OIL	X	E	X	C	G	X	G	E	G	X		E	E	C	E	E
FURALDEHYDE	E	E	G	C	G	X	C	X	C	X	E	E		X	X	
FURAN	X		X	X		X	X	X		X		E		X	C	
FURFURAL	E	E	G	C	G	X	C	X	C	X	E	E	E	X	X	E
FURFURAN	X		X	X		X	X	X		X		E		X	C	
FURFURYL ALCOHOL	G		G	X	G	X	X	X	G	X	E	E	E	X	C	E
GALLIC ACID	G		G	G	X	E	G	G	G	G		E	E	X	E	C
GALLOTANNIC ACID	G		E	E		E	E	E				E		E	E	
GAS, 100 OCTANE	X		X	X	E	X	C	E	G	X	X	E	C	C	E	
GAS, COAL			E		G		E	X	E					G	E	
GASOLINE	X	E	X	X	E	X	X	E	G	X		E	G	C	G	G
GLACIAL ACRYLIC ACID																E
GLUCONIC ACID	C			G		X		C				E	E			
GLUCOSE	E		E	E	G	E	G	E	G	E		E	E	C	E	E
GLYCERINE	E	E	E	E	E	E	E	E	G	E	X	E	A	C	E	C
GLYCEROL	E	E	E	E	E	E	E	E	G	E	X	E		C	E	
GLYCOGENIC ACID	C			G		X		C				E				
GLYCOLS	E		E	E	C	E	E	E	G	E	G	E	E	X	E	E
GLYCONIC ACID	C			G		X		C				E	E			
GLYCYL ALCOHOL	E	E	E	E	E	E	E	E	G	E	X	E		C	E	
GREASE, PETROLEUM BASE	X	E	X	X	E	X	C	E	E	X	X	E	E	E	E	G
GREEN SULFATE LIQUOR	E		E	G	X	G	G	G	X	G		E	E	E	E	E
HALON 1211							E	E								
HELIUM	E		E	E		E	E	E	E	E		E		E	E	
HEPTALDEHYDE	X			X		X		E				E			X	
HEPTANAL	X			X		X		E				E	E		X	E
HEPTANE	X	E	X	G	G	X	G	E	E	X		E	E	G	E	G
HEPTANE CARBOXYLIC ACID	C			G		X		C				E				
HEPTANOIC ACID		E														
HEPTANONE		C														
HEXADECANOIC ACID	G	G	G	C	E	E	G	E	C	B	E	E		E	E	
HEXALDEHYDE	G		E	C		X	E	X		X		E	E	G	X	E
HEXANE	X		X	E	E	X	E	E	E	X	E	E	G	G	E	G
HEXANOL	C		G	G		E	G	E		E		E	E	X	E	E
HEXENE	X		X	G		X	G	G		X		E		G	E	E
HEXYL ALCOHOL	C		G	G		E	G	G		E		E	E	X	G	E
HEXYL METHYL KETONE	G			X		X		X				E			X	E
HEXYLAMINE	G			C		C		C				E			X	
HEXYLENE GLYCOL	E		C	E		E	E	E				E			E	
HISTOWAX		E														
HYDRAULIC OIL, PETROLEUM		E	X	G	E	X	G	E	E		X	E	E		E	E
HYDRAULIC FLUID (PHOSPHATE ESTER BASE)			E				X						X		E	
HYDRAULIC FLUID (POLYALKYLENE GLICOL BASE)			C				G						E		E	
HYDRAZINE	E		E	G	X	X	G	G	X	G		E			E	
HYDROBROMIC ACID	E	X	E	E		E	X	X	X	X		E	G	X	E	C
HYDROCHLORIC ACID	E	X	C	C	C	C	C	C	C	X	E	E	E	C	G	E
HYDROCYANIC ACID	G	X	E	E	X	G	G	C	X	G	E	E	E	X	E	
HYDROFLUORIC ACID	G	X	C	E	X	C	C	C	X	C	X	E	E	X	G	C
HYDROFLUOSILICIC ACID	E	X	E	E	G	E	G	G	X	G		E	G	C	E	C
HYDROGEN CHLORIDE ANHYDROUS		E														
HYDROGEN DIOXIDE (10 %)	C		G	G		G	X	C				E			E	
HYDROGEN GAS	E	C	E	E	E	G	E	E	E	G		E	E	E	E	E
HYDROGEN PEROXIDE 10 %	G		G	E	X	G	X	C	G	C		E	G	G	E	G
HYDROGEN PEROXIDE OVER 10 %	X	X	C	G	X	X	X	X	X	X		E	E	C	E	C

E = excellent; G = good; C = conditional; X = unsatisfactory

\* compounds not in catalogue. Ask Parker for right solution

## Chemical Resistance Table

Chemical or Material Conveyed	Butyl	CPE	EPDM	CSM	TPC-ET	Natural	Neoprene	Nitrile	Nylon	SBR	TPV	PTFE	UHMW	Urethane	FKM	XLPE
HYDROGEN SULFIDE (WET)	E	X	E	E	E	X	E	C	X	X		E	E	C	C	E
HYDROXY BENZENE	G		C	C		X	X	X				E		C	E	
HYDROXYISOBUTYRONITRILE		E														
HYDROXYTOLUENE		E														
HYVAR XL			E													
IMINODI-2-PROPANOL		E														
IMINODIETHANOL		E														
IODINE	G		G	G		X	X	G	E	G		E	G	X	E	C
IODINE PENTAFLUORIDE	X		X	X		X	X	X		X		E	C	X	X	C
IODOFORM			X			X	X	E		X						
ISOBUTANAL		G														
ISOBUTANE							X						E		E	
ISOBUTANOL (ISOBUTYL ALCOHOL)			E				E						E		E	
ISOBUTYL ACETATE			C										B			
ISOBUTYLAMINE	E			C		C		X				E			X	
ISOBUTYLBROMIDE	X			X		X		X				E			G	
ISOBUTYLCARBINOL	E		E	E		E	E	E				E		C	E	
ISOBUTYLENE													E		E	
ISOCYANATES					G			G	G				E	G	G	E
ISOOCTANE	X	E	X	G	E	X	G	E	E	X	X	E	E	G	E	E
ISOPROPANOL			E				E						E		E	
ISOPROPYL ACETATE	G		G	X	C	X	X	X	G	X		E	E	X	X	E
ISOPROPYL ALCOHOL	E		E	E	E	E	G	E	E	E		E	E	X	E	E
ISOPROPYL ETHER	X		X	C		X	X	G		X		E	E	G	X	E
JET FUELS	X		X	X		X	X	E	C	X	X	E	E	C	E	E
JP-4 OIL	X		X	X	E	X	X	E	C	X	X	E		C	E	
KEROSENE	X	G	X	X	E	X	C	E	E	X	X	E	E	G	E	E
KETONES	G	G	E	C	X	C	X	X	E	G	X	E	E	X	X	
LACQUER SOLVENTS	X	C	X	X	C	X	X	X	E	X			G	X	X	G
LACTIC ACID – COLD	E	X	E	E	X	E	E	E	E	E		E	E	G	E	E
LACTIC ACID – HOT			X	C	C	X	X	X	X	X		E			E	
LARD	C		G	G	G	X	G	E	E	X	E	E	G	C	E	C
LAVENDER OIL	X		X	X		X	X	G		X		E	G	X	E	G
LEAD ACETATE	E		E	C		E	G	G		X		E	E	C	E	E
LEAD NITRATE	E		E	C		E	E	E		E		E			E	
LEAD SULFATE	E		E	E	G	E	G	E	G			E	E		E	E
LIME	E		E	E	G	E	E	E	G			E		G	E	
LIME BLEACH	E		E	G		E	G	E		E		E			E	
LIME SULFUR, WET	E		C	G		C	E	E				E	E		E	E
LIMONENE	X		X	X		X	X	X				E			E	
LINOLEIC ACID	X		X	X		X	C	G		X		E			G	
LINSEED OIL	G	G	C	G	G	X	E	E	E	X		E	E	G	E	E
LIQUID PETROLEUM GAS							C						E		E	
LIQUID SOAP			E				E						B		E	
LUBRICATING OILS, SAE	X	G	X	X	E	X	C	E	E	X	X	E	E	E	E	E
LYE SOLUTIONS	E	C	E	E	C	E	E	C	G	G	C	E		G	G	
M E X	G	C	E	X	C	X	X	X	E	X	X	E	E	X	X	E
MAGNESIUM ACETATE	E		E	E		X	X	X		X		E		X	X	E
MAGNESIUM CARBONATE			E				E						G		E	
MAGNESIUM CHLORIDE	E	G	E	E	G	E	E	E	E	E		E	E	E	E	E
MAGNESIUM HYDRATE	E		E	E		E	G	G				E	E	E	G	
MAGNESIUM HYDROXIDE	E	G	E	E	C	E	E	E	E	G		E	E	C	E	E
MAGNESIUM SULFATE	E	G	E	E	G	G	E	E	E	G		E	E	C	E	E
MAGNESIUM SULFITE	E		E	E		G	E	E		G					E	
MALEIC ACID	X		E	X		X	X	C		X		E	E	C	E	G
MALEIC ANHYDRIDE	X		X	X		X	X	X		X		E			E	
MALIC ACID	X		X	G		E	G	E	E	G		E	E		E	
MANGANESE SULFATE	G		E	E		G	E	E				E	E	E	E	E
MAPP			G				E	E		G						
MERCURY	E	G	E	E	E	E	E	E	E	E		E	E	E	E	E
MERCURY VAPORS	E		E	E		C	C	E		E		E			E	
MESTYL OXIDE	C		G	X		X	X	X		X		E	E	X	X	E
METHALLYL ALCOHOL	E			E		E		E				E			G	E
METHALLYL CHLORIDE		C														
METHANE			X				G						E		E	
METHANE CARBOXYLIC ACID								SEE ACETIC ACID								

E = excellent; G = good; C = conditional; X = unsatisfactory

\* compounds not in catalogue. Ask Parker for right solution

Chemical or Material Conveyed	Butyl	CPE	EPDM	CSM	TPC-ET	Natural	Neoprene	Nitrile	Nylon	SBR	TPV	PTFE	UHMW	Urethane	FKM	XLPE
METHANOIC ACID	E	X	E	E	C	C	E	C	X	E	E	E		X	X	
METHANOL (METHYL ALCOHOL)	E	G	E	E	E	E	E	E	G	E	E	E	E	X	C	C
METHANOL (WOOD ALCOHOL)	E	G	E	E	E	E	E	E	G	E	E	E	E	X	C	C
METHOXY ETHANOL		E														
METHOXYETHOXY ETHANOL		E														
METHYL 1-2, 4-PENTANEDIOL		E														
METHYL ACETATE	G		G	C	C	X	C	X	E	X		E	E	X	X	E
METHYL ACETOACETATE	G		G	X		X	X	X				E		X	X	E
METHYL ACETONE	G		E	X		C	X	X				E	E		X	
METHYL ACETYLENE PROPADIENE			G				E	E		G						
METHYL ACRYLATE			G										B			
METHYL ACRYLATE STAB.			G										B			
METHYL ALCOHOL	E	G	E	E	E	E	E	E	G	E	E	E	E	X	C	E
METHYL ALLYL ALCOHOL	E			E		E		E				E			G	
METHYL ALLYL CHLORIDE	F	C		X		X				X					F	G
METHYL AMYL CARBINOL	E			E		E		E				E			G	E
METHYL BENZENE	X	C	X	X	C	X	X	X	E	X	X	E		X	E	E
METHYL BROMIDE	C		C	X	X	X	X	G	G	X	X	E	G	X	E	G
METHYL BUTANE	X		X	X			X	E				E		G	E	
METHYL BUTANOL	E	E	E	E	E	E	E	E	E	G	E	E		X	E	
METHYL BUTYL KETONE	E		E	X		X	X	X		X		E	E	X	X	
METHYL CARBITOL	E			E		X		C				E				E
METHYL CELLOSOLVE	G		G	C		X	G	C		X		E	E	X	X	E
METHYL CHLORIDE	X	C	X	X	X	X	X	X	C	X	X	E	E	X	E	G
METHYL CYANIDE	E		E	G		G	E	C				E			X	
METHYL ETHYL KETONE	E	G	E	X	E	X	X	X	G	X	C	E	E	X	X	E
METHYL HEXANOL	E			E		E		E				E	E		G	E
METHYL ISOAMYL KETONE		C														
METHYL ISOBUTYL KETONE (MIBK)			G										G			
METHYL METHACRYLATE	C		X	X		X	X	X	C	X	C	E	G	X	X	G
METHYL NORMAL AMYL KETONE	G			X		X		X				E			X	E
METHYL PROPYL ETHER	X			G		X		X				E				E
METHYL SALICYLATE	G		C			X	X	X				E			G	
METHYL STYRENE		C														
METHYL SULFIDE	C			X		X		X				E				
METHYL TERTIARY BUTYL ETHER	G	X					X	X		X		G	G		X	
METHYL-1-PROPANOL	E		E	E		E	E	G		E		E		X	E	
METHYL-2-BUTANOL	E	E		E		E				E					F	E
METHYL-2-BUTANONE	G	X	C	X	X	X	X	X	E	X		E		X	X	E
METHYL-2-HEXANONE	G	C		X		X				X					X	E
METHYL-2-PENTANOL	E		E	E		G	E	G				E			C	
METHYL-2-PENTANONE	C	X	G	X	X	X	X	X	G	X	X	E		X	X	
METHYL-2-PROPEN-1-OL	E		E	E		G	E	G				E			C	
METHYL-3-PENTEN-1-ONE		C														
METHYL-4-ISOPROPYL BENZENE		C														
METHYLALLYL ACETATE	E			G		X		X				E			X	E
METHYLAMYL ALCOHOL	E		E	E		G	E	G				E			C	E
METHYLCYCLOHEXANE	X			X		X		X				E			G	G
METHYLENE BROMIDE	X		X	X		X	X	X				E	G		C	
METHYLENE CHLORIDE	X		C	X	X	X	X	X	C	X	X	E	E	X	G	C
METHYLETHYL KETONE	E	G	E	X	E	X	X	X	G	X	C	E	E	X	X	E
METHYLHEXYL KETONE	G			X		X		X				E			X	E
METHYLISOBUTYL CARBINOL	E		E	E		G	E	G				E			C	C
METHYLISOBUTYL KETONE	C	X	G	X	X	X	X	X	G	X	X	E	E	X	X	E
METHYLISOPROPYL KETONE	G	X	C	X	X	X	X	X	E	X		E		X	X	E
METHYLLACTONITRILE	E			C		C	B	X			E	E		X	X	
METHYLPHENOL	X		X	C		X	X	X				E		X	E	
METHYLPROPYL CARBINOL	E			E		E		E				E			G	
METHYLPROPYL KETONE	G		G	X		X	X	X		X		E			X	E
MIL-A-6091	E		E	E		E	E	G		E				X	E	
MIL-E-9500	E		E	E		E	E	E		E				X	E	
MIL-F-16884	X		X	C		X	C	E		X				C	E	
MIL-F-17111	X		X	X		X	G	E		X				C	E	
MIL-F-25558B	X		X	G		X	G	E		X				G	E	
MIL-F-25576C	X		X	C		X	C	E		X				C	E	
MIL-F-7024A	X		X	X		X	X	E		X				G	E	

E = excellent; G = good; C = conditional; X = unsatisfactory

\* compounds not in catalogue. Ask Parker for right solution

## Chemical Resistance Table

Chemical or Material Conveyed	Butyl	CPE	EPDM	CSM	TPC-ET	Natural	Neoprene	Nitrile	Nylon	SBR	TPV	PTFE	UHMW	Urethane	FKM	XLPE
MIL-G-10924B	X		X	G		X	X	E		X				G	E	
MIL-G-25013D	X		X	G		X	G	E		X				C	E	
MIL-G-25537A	X		X	G		X	G	E		X				G	E	
MIL-G-4343B	C		C	G		C	G	G		C				E	E	
MIL-G-5572	X		X	X		X	X	E		X				G	E	
MIL-G-7711A	X		X	X		X	X	E		X				E	E	
MIL-H-13910B	G		E	G		G	G	G		E				X	E	
MIL-H-19457B	E		E	X		X	X	X		X				X	C	
MIL-H-22251	E		E	G			G	G		G					E	
MIL-H-27601A	X		X	C		X	G	G		X				C	E	
MIL-H-5606B	X		C	G		X	G	E		X				G	E	
MIL-H-6083C	X		X	G		C	G	E		X				G	E	
MIL-H-8446B	X		X	C		X	G	G		X				C	E	
MIL-J-5161F	X		X	X		X	X	G		X				C	E	
MIL-J-5624G (JP-3, JP-4, JP-5)	X		X	X		X	X	E		X				C	E	
MIL-L-15016	X		X	G		X	G	E		X				E	E	
MIL-L-17331D	X		X	G		X	G	E		X				E	E	
MIL-L-2104B	X		X	C		X	G	E		X				E	E	
MIL-L-21260	X		X	G		X	G	E		X				E	E	
MIL-L-23699A	X		X	C		X	C	G		X				C	E	
MIL-L-25681C	E		E	G		G	G	G		G				C	E	
MIL-L-3150A	X		X	G		X	G	E		X				G	E	
MIL-L-3545B	X		X	C		C	G	G		X				C	E	
MIL-L-4339C	X		X	X		X	X	E		X				X	E	
MIL-L-6082C	X		X	G		X	G	E		X				E	E	
MIL-L-6085A	X		X	X		X	X	G		X				C	E	
MIL-L-7870A	X		X	X		X	G	E		X				X	E	
MIL-L-9000F	X		X	C		X	G	E		X				C	E	
MIL-L-9236B	X		X	X		X	X	G		X				X	E	
MIL-O-5606								E							E	
MIL-O-7808	X		X	X		X	X	G		X		E		X	E	
MIL-P-27402	E		E	G			G	G		G						
MIL-S-3136B TYPE 1 FUEL	X		X	G		X	G	E		X				G	E	
MIL-S-3136B TYPE 2 FUEL	X		X	X		X	X	C		X				G	E	
MIL-S-3136B TYPE 3 FUEL	X		X	X		X	X	C		X				G	E	
MIL-S-3136B TYPE 4 OIL, LOWSWELL	X		X	E		X	E	E		X				E	E	
MIL-S-3136B TYPE 5 OIL, MEDSWELL	X		X	G		X	G	E		X				G	E	
MIL-S-3136B TYPE 6 OIL, HI SWELL	X		X	X		X	X	E		X				G	E	
MIL-S-81087	E		E	E		E	E	E		E				E	E	
MINERAL OIL	X	G	X	E	E	X	E	E	E	X	X	E	E	E	E	E
MINERAL SPIRITS	X		X	G		X	X	E		X		E	E	G	E	E
MOBILE HFA			X					E	E			E				
MOLTEN SULFUR	G		E	E		G	E	G				E	X	G	E	X
MONOBUTYL ETHER	X		X	X		X	C	C		X		E		X	X	E
MONO-CHLOROACETIC ACID	G	X	C	X	X	C	E	X	X	X	X	E		X	G	E
MONOCHLOROBENZENE	X		X	X	C	X	X	X	G	X	X	E	G	X	E	G
MONOCHLORODIFLUOROMETHANE	X	C	E	E	X	C	E	X		E	X	E			X	C
MONOETHANOL AMINE	G		G	C		G	G	G		G		E	E	X	X	E
MONOETHYL AMINE	G		E	C		C	X	X		C		E		X	X	C
MONOMETHYLAMINE	C		E	C		C	C	G				E			C	E
MONOVINYL ACETATE			G										B		E	
MORPHOLINE			X				X	X	X			E				
MOTOR OIL			X	G	G		G	E	G			E	E	G	E	E
MTBE	G	X					X	X		X		G	G		X	
MURIATIC ACID	C	X	C	C	C	C	C	C	X	X	E	E	E	C	C	E
NA-K			X					X				X				
NAPHTHA	X	E	X	X	E	X	X	E	E	G	X	E	E	C	E	E
NAPHTHALENE	X	C	X	X	C	X	X	X	G	X	C	E	E	G	E	E
NAPHTHENIC ACIDS		E	X	X		X	X	G		X		E			E	
N-BUTANAL	G		G	C		X	C	X				E		C	X	
N-BUTYLAMINE	X		C	X		X	X	X		X		E		X	X	
N-BUTYLBENZENE				X		X		X				E			E	E
N-BUTYLBROMIDE	X			X		X		X				E			G	G
N-BUTYLBUTYRATE	E		E	X		X	X	X		X		E			E	G
N-BUTYLCARBINOL	E	E	E	E	E	E	E	G	E	E	E	E		X	E	
NEOHEXANE	X			X		X		E				E			E	E

E = excellent; G = good; C = conditional; X = unsatisfactory

\* compounds not in catalogue. Ask Parker for right solution



Chemical or Material Conveyed	Butyl	CPE	EPDM	CSM	TPC-ET	Natural	Neoprene	Nitrile	Nylon	SBR	TPV	PTFE	UHMW	Urethane	FKM	XLPE
NEON GAS	E		E	E		E	E	E	E	E	E	E		E	E	
NEU-TRI	X			X		X		X				E			E	E
NICKEL ACETATE	E		E	X		E	G	G		X		E	E	X	X	E
NICKEL CHLORIDE	E	X	E	E	C	E	G	E	C	E		E	E	C	E	E
NICKEL NITRATE	E		E	E		E	E	E				E	E		E	E
NICKEL SULFATE	E	X	E	E	C	G	E	E	C	G		E	E	C	E	E
NIETYLENE						E										
NITRIC ACID, 10 %	E	X	E	G	C	X	G	X	C	X	E	E	E	X	X	C
NITRIC ACID, 13N	X	X	X	X	X	X	X	X	X	X		E		X		
NITRIC ACID, 13N + 5 %	X	X	X	X	X	X	X	X	X	X		E		X		
NITRIC ACID, UP TO 25 %	G	X	E	G	X	X	X	X	X	X		E	E	X	C	E
NITRIC ACID, 25 % – 40 %	C	X	G	C	X	X	X	X	X	X		E	G	X	C	G
NITRIC ACID, 40 % – 60 %	X	X	X	X	X	X	X	X	X	X		E	C	X	C	C
NITRIC ACID, CONC (16N)	X	X	X	X	X	X	X	X	X	X	X	E	E	X	E	G
NITRIC ACID, RED FUMING	C	X	X	X	X	X	X	X	X	X	X	E	X	X	C	X
NITRILOTRIETHANOL	G		E	E	X	G	X	C		G		E		X	X	
NITROBENZENE	G	C	X	X	X	X	X	X	C	X		E	E	X	C	E
NITROETHANE	G		G	C		G	C	X		G	E	E	E	X	X	E
NITROGEN	E		E	E		E	E	E		E		E	E	E	E	E
NITROMETHANE	G		G	C	C	G	X	X		C		E	E	X	X	E
NITROPROPANE			G										E			
NITROUS OXIDE GAS	E		E	E		E	G	E	C			E	E	G	E	
N-NONYL ALCOHOL	E			E		E		E				E			G	
N-OCTANE	X		X	X		X	C			X		E	G	X	E	G
NONANOIC ACID	E			X		X		E				E				
NONANOL	E			E		E		E				E			G	
N-SERV (75 % XYLENE)									E			E			E	C
NUTO H			X					E	E			E				
NYVAC LIGHT			E					X	E			E				
O-AMINOTOLUENE		G														
OCTANOIC ACID	C			G		C		C				E				
OCTANOL	G		E	G		G	G	G		G		E	E	X	E	E
OCTYL ACETATE	E			E		X		X				E	E		X	
OCTYL ALCOHOL	G		G	G		G	G	G		G		E	E	X	G	E
OCTYL ALDEHYDE	C			X		X		X				E			X	E
OCTYL AMINE	E			C		C		C				E			X	C
OCTYL CARBINOL	E			E		E		E				E			G	E
OCTYLENE GLYCOL	E			E		E		E				E			E	C
OIL-PETROLEUM	X	G	X	G	E	X	G	E	G	X	C	E	E	G	E	E
OLEIC ACID	X	X	C	G	E	X	C	E	E	X		E	E	G	E	E
OLEUM (FUMING SULFURIC ACID)	X	X	X	X	X	X	X	X	X	X		E	X	X	G	X
OLIVE OIL	G		G	G		X	G	E	E	X		E	G	E	E	C
ORTHO-DICHLOROBENZENE	X		X	X	X	X	X	X	E	X	X	E		X	E	
ORTHO-DICHLOROBENZOL	X		X	X	X	X	X	X	E	X	X	E		X	E	G
ORTHOXYLENE	X	C	C	X	C	X	X	X	G	X	X	E		X	E	E
OXALIC ACID	E	X	E	E	X	C	G	G	G	G	E	E	E	C	E	C
OXYDIETHANOL		E														
OXYGEN COLD			E				E						E		E	
OZONE	G		E	E	C	X	C	X	C	X		E	C	E	E	C
PAINT THINNER	X		X	X		X	X	X	G	X		E	E	X	G	E
PALM OIL																
PALMITIC ACID	G	G	G	C	E	E	G	E	C	B	E	E	E	E	E	G
PAPERMAKERS ALUM	E			E		E	E	E				E	G		E	
PARA METHOXYPROPENYL BENZENE	X	X		X		X			G			E			G	
PARA-DICHLOROBENZENE	X		X	X		X	X	X		X		E		X	E	G
PARAFFIN WAX	X		X	X		X	G	E		E			E	G	E	X
PARALDEHYDE	E		E	X		C	C	C				E			X	E
PARAXYLENE	X		X	X		X	X	C				E		C	E	E
PCB												E			E	
P-CYMENE	X	X	X	X		X	X	X		X		E	E	X	E	E
PELARGONIC ALCOHOL	E			E		E		E				E			G	E
PENTACHLOROETHANE	X			X		X	X	X				E			E	E
PENTADIONE		G														
PENTAMETHYLENE	X		X	X		X	E	G				E			E	
PENTANE	X		X	C	G	X	C	E	G	X		E	G	C	E	G
PENTANOL	E		E	E		E	E	E				E		C	G	

E = excellent; G = good; C = conditional; X = unsatisfactory

\* compounds not in catalogue. Ask Parker for right solution

## Chemical Resistance Table

Chemical or Material Conveyed	Butyl	CPE	EPDM	CSM	TPC-ET	Natural	Neoprene	Nitrile	Nylon	SBR	TPV	PTFE	UHMW	Urethane	FKM	XLPE
PENTANONE	G		G	X		X	X	X				E			X	E
PENTASOL	E		E	E		E	E	G		G		E		X	G	E
PENTYL ACETATE	G		E	X	C	X	X	X	G	X	X	E		X		
PENTYL ALCOHOL	E	E	E	E	E	E	E	G	E	E	E	E		X	E	
PENTYL BROMIDE												E			G	
PENTYL CHLORIDE	X	C	X	X		X	X		E	X		E		C	E	G
PENTYL ETHER				C				C				E				
PENTYLAMINE	G		X	C		C	X	C				E			X	
PERCHLORIC ACID-2N	G		G	G	X	X	G	X	X	X	X	E		X	E	E
PERCHLOROETHYLENE	X	C	X	X	X	X	X	C	C	X	X	E	G	X	E	G
PERCHLOROMETHANE	X					X	X	X				E				
PETROLEUM CRUDE	X		X	G	C	X	G	E	G	X		E	E	E	E	E
PETROLEUM ETHER	X		X	X		X	C	E	E	X		E		G	E	E
PETROLEUM OILS	X	G	X	G	E	X	G	E	G	X	C	E	E	G	E	E
PHENBO													E	X		
PHENOL	G			X	X	X	X	X	X	X	X	E	E	X	E	E
PHENOLSULFONIC ACID	C			X		X		X				E	G	G	X	G
PHENYLAMINE	E		G	X		X	X	X				E		C	E	
PHENYLBROMIDE	X		X	X		X	X	X				E		X	G	
PHENYLBUTANE		C														
PHENYLCHLORIDE	X		X	X		X	X	X				E		X	E	E
PHENYLETHYLENE	X		X	X	X	X	X	X		X		E		C	G	
PHENYLMETHANE	X		X	X		X	X	X				E		X	E	
PHENYLMETHANOL	G		G	G	C	X	X	X	C	X	X	E	E	X	E	E
PHENYLMETHYL ACETATE	E			G		X						E	E		X	E
PHOSPAHTE ESTERS	E	G	E	X	C	X	X	X	E	X	E	E		X	C	
PHOSPHORIC ACID 10 %	G	X	E	E			E	E	E	G	E	E	E	E	E	E
PHOSPHORIC ACID 10 % - 85 %	G	X	E	E	X	G	E	X	C	G		E	E	C	E	E
PHOSPHORUS TRICHLORIDE ACID	E		E	X		X	X	X		X		E				
PHTALIC ANHYDRIDE			E				E								E	
PICRIC ACID, H2O SOLUTION	C	X	C	E	X	C	C	C	X	G	X	C		G	E	
PINE OIL	X		X	X		X	X	G		X		E	E	E	E	E
PINENE	X		X	X		X	X	G		X		E	E	G	E	E
POLY CHLORINATED BIPHENOL												E				
POLYETHYLENE GLYCOL E-400	E	E		E		E				E			E		E	
POLYOL ESTER					X		G		G					X		
POLYPROPYLENE GLYCOL	E			E		E		E				E			E	
POLYVINYL ACETATE EMULSION (PVA)			E				G						B		X	
POTASSIUM ACETATE	E		E	C		E	G	G	G	X		E	E	X	C	E
POTASSIUM BICARBONATE			E				E						E		E	
POTASSIUM BISULFATE	E		E	E		E	E	E	G	G		E	E		E	E
POTASSIUM BISULFITE	E		E	E		E	E	E	G	G		E	E	E	E	
POTASSIUM CARBONATE	E		E	E	X	E	E	E	C	E		E	E	C	E	E
POTASSIUM CHLORIDE	E	G	E	E	G	E	E	E	E	E		E	E	E	E	
POTASSIUM CHROMATE	G		E	C		G	E	E	G	G		E	G	G	E	G
POTASSIUM CYANIDE	E	G	E	E	G	E	G	E	E	E		E	E	E	E	E
POTASSIUM DICHROMATE	E	X	E	E		C	E	E	G	G		E	G	G	E	G
POTASSIUM HYDRATE	E		G	E		G	G	G	G	G		E		G	C	E
POTASSIUM HYDROXIDE	G	X	E	E	C	G	G	G	G	G	G	E	G	C	G	E
POTASSIUM NITRATE	E		E	E	G	E	E	E	G	E		E	E	E	E	E
POTASSIUM PERMANGANATE 5 %	E		E	G	X	E	E	C	X	G		E	E	X	E	
POTASSIUM SILICATE	E		E	E		E	E	E	G	E		E		E	E	E
POTASSIUM SULFATE	E		E	E	G	E	E	E	E	G		E	E	E	E	E
POTASSIUM SULFIDE	E		E	E		G	E	E	E	G		E	E	E	E	
POTASSIUM SULFITE	E		E	E		G	E	E	E	G		E		E	E	E
PRESTONE ANTIFREEZE	E	G	E	E	G	E	C	E	G	E	E	E		X	E	
PRODUCER GAS	X		X	G		X	G	E		X		E		E	E	
PROPANEDIOL	C		E	E		E	C	E		E		E		G	E	
PROPANETRIOL	E	E	E	E	E	E	E	E	G	E	X	E		C	E	
PROPANOL	E		E	E		E	E	E		E	E	E		X	E	E
PROPANOLAMINE		E														
PROPANONE	E	G	E	X	C	C	X	X	E	C	E	E		X	X	
PROPEN-1-OL	E		E	E		E	E	E				E	E		G	E
PROPENEDIAMENE		E														
PROPENENTRILE	X					G	X	X				E				
PROPENYL ALCOHOL	E		E	E		E	E	E				E	E		G	E

E = excellent; G = good; C = conditional; X = unsatisfactory

\* compounds not in catalogue. Ask Parker for right solution

Chemical or Material Conveyed	Butyl	CPE	EPDM	CSM	TPC-ET	Natural	Neoprene	Nitrile	Nylon	SBR	TPV	PTFE	UHMW	Urethane	FKM	XLPE
PROPENYLANISOLE	X			X		X		X				E			G	
PROPIONIC ACID	E		E	G		E	C	C		X		E		X	X	E
PROPIONITRILE	E		E			E	G	X			X	E			X	
PROPYL ACETATE	G		E	X		X	X	X		X		E	E	X	X	E
PROPYL ALCOHOL	E		E	E		E	E	E		E	E	E	E	X	E	E
PROPYL ALDEHYDE	G			X		C		X				E	E		X	E
PROPYL BENZENE		C														
PROPYL CHLORIDE	C			X		X		X				E	E		G	E
PROPYL ETHER		E														
PROPYL NITRATE	G		G	X		X	X	X		X		E		X	X	
PROPYLENE	X		X	X		X	X	X		X		E		X	E	
PROPYLENE DIAMINE	E			C		G		G				E				
PROPYLENE DICHLORIDE													C		E	
PROPYLENE GLYCOL	C		E	E		E	C	E		E		E	E	G	E	
PYDRAUL, 'E' SERIES	G		G	X	G	X	X	X	G	X		E	E	X	E	E
PYDRAULIC 'C'	X		X	X	C	X	X	X	E	X	E	E		X	E	
PYRIDINE			G										C			
PYROLIGNEOUS ACID			G										G		B	
RESIN OIL							X						B		E	
QUINTOLUBRIC 822 SERIES	X		X			X	X	G							G	
RED OIL	X	X	C	G	E	X	C	E	E	X		E		G	E	
REFRIGERANT 11	X		X	E	E	X	X	G		X		E		C	C	
REFRIGERANT 12	C	C	C	E	E	C	E	E	G	E	X	E		E	G	C
REFRIGERANT 22	X	C	E	E	X	C	E	X	G	E	X	E		X	C	C
RESORCINOL			G		X		X		X	G	X	E		X	E	
SAE NO. 10 OIL	X	G	X	X	E	X	C	E	E	X	X	E		E	E	
SAL AMMONIAC	E	G	E	E	E	E	E	E	C	E		E		G	E	
SEA WATER	E		E	E	E	E	G	E	E	E	E	E	E	C	E	E
SEWAGE	G		E	E	G	G	G	E	E	G	G	E	E	X	E	E
SILICATE ESTERS	C		X	G	C	X	E	G	G	X		E		E	E	
SILICATE OF SODA	E		E	E		E	E	E				E			E	E
SILICONE GREASE	E		E	E	E	E	E	E	E	E		E		E	E	
SILICONE OIL	E		E	E	G	C	E	E	E	E		E	E	E	E	
SILVER NITRATE	E		E	E		E	E	G	E	E		E	E	E	E	E
SKYDROL 500 TYPE 2	G	G	E	X	G	X	X	X	G	X		E		X	X	
SKYDROL 500B	G	G	E	X	E		X		E			E		C	X	
SKYDROL 500C	G	G		X	E		X					E			X	
SKYDROL 7000 TYPE 2	E	G	E	X	X	X	X	X	E	X		E		X	G	
SOAP SOLUTIONS	G	G	E	E	E	G	G	E	E	G	E	E	E	E	E	E
SODA ASH	E	G	E	E	G	E	E	E	G	E		E	E	G	E	E
SODA LIME	E		E	G		E	G	G				E	E	C	G	E
SODA NITER	E	G	E	E	G	G	G	G	E	G		E		G	E	E
SODA, CAUSTIC	E	C	E	E	C	G	E	C	G	E	C	E	E	G	X	E
SODIUM ACETATE	E		E	C		E	G	G	G	X		E	E	X	X	E
SODIUM ALUMINATE	E		E	E		G	E	E	G	G		E	E		E	E
SODIUM BICARBONATE	E		E	E	G	E	E	E	E	E		E	E	E	E	E
SODIUM BISULFATE	E	X	E	E	C	E	E	G	C	G		E	E	E	E	E
SODIUM BISULFITE	E		E	E	G	E	E	E	E	G		E	E	E	E	C
SODIUM BORATE	E		E	E	G	E	E	E	E	E		E	E	G	E	E
SODIUM CARBONATE 10 % - 15 %	G	G	E	E	G	E	E	E	G	E		E	E	G	E	E
SODIUM CHLORATE			E													E
SODIUM CHLORIDE	G	G	E	E	E	E	E	E	G	E	C	E	E	E	E	E
SODIUM CYANIDE	E	G	E	E	G	E	E	E	E	E		E	E	G	E	E
SODIUM DICHROMATE	E		C	G		X	C	E	G	G		E	E	G	C	G
SODIUM FLUORIDE			E				E						C		E	
SODIUM HYDRATE	E		E	G		E	G	G	G	G		E		C	G	E
SODIUM HYDROCHLORITE	G		G	E		C	C	C	G	G		E		C	E	G
SODIUM HYDROXIDE (CAUSTIC SODA)	E	C	E	E	C	E	G	C	G	G	C	E	E	C	C	E
SODIUM HYPOCHLORITE	G	X	G	G	C	X	C	X	X	C	C	E	E	C	C	G
SODIUM METAPHOSPHATE	G		E	G		E	G	E	E	E		E	E	G	E	E
SODIUM NITRATE	E	G	E	E	G	G	G	G	E	G		E	E	G	E	E
SODIUM PERBORATE	E	X	E	G	G	G	G	G	E	G		E	E	G	E	E
SODIUM PEROXIDE	E	X	E	G	G	G	G	G	X	G		E	E	X	E	E
SODIUM PHOSPHATE	E		E	E	G	E	C	E	C	E		E	E	E	E	E
SODIUM SILICATE	E	G	E	E	G	E	E	E	E	E		E	E	G	E	
SODIUM SULFATE	E	G	E	E	G	G	E	E	E	G		E	E	E	E	E

E = excellent; G = good; C = conditional; X = unsatisfactory

\* compounds not in catalogue. Ask Parker for right solution

## Chemical Resistance Table

Chemical or Material Conveyed	Butyl	CPE	EPDM	CSM	TPC-ET	Natural	Neoprene	Nitrile	Nylon	SBR	TPV	PTFE	UHMW	Urethane	FKM	XLPE
SODIUM SULFIDE	E	G	E	E	G	G	E	E	E	G		E		E	E	E
SODIUM SULFITE	E		E	E		G	E	E	E	G		E	E	E	E	E
SODIUM THIOSULFATE	E		E	E		E	E	E	G	G		E	E	E	E	E
SOYBEAN OIL	C	G	X	E	G	X	E	E	E	X		E	E	G	E	E
STANNIC CHLORIDE	G	X	E	C	G	G	C	E	C	E		E	E	G	E	E
STANNIC SULFIDE	E			E		E		E				E				E
STANNOUS CHLORIDE	G		C	E	G	E	E	E	C	E		E	E	C	E	
STANNOUS SULFIDE	E			E		E		E				E				E
STEARIC ACID	G	G	G	C	G	C	G	E	E	G	E	E	E	E	E	E
STODDARD SOLVENT	X	G	X	X	E	X	C	E	E	X	X	E	E	G	E	E
STYRENE MONOMER	X		X	X	X	X	X	X		X		E	G	C	G	C
SULFAMIC ACID	E		X	E		G	G	C				E		X	E	C
SULFUR	F		F	F		X	X	X		X		E	E		G	X
SULFUR CHLORIDE	X	G	X	C	C	X	C	C	C	X		E	E	C	E	E
SULFUR DIOXIDE	G		E	C	X	C	X	X	X	C		E	G		E	C
SULFUR TRIOXIDE, DRY	G		G	C	X	C	X	X		X		E	X	G	E	G
SULFURIC ACID 60 % +93 °C (+200 °F)	X	X	X		X		X	X	X	X			X		C	X
SULFURIC ACID, 25 %	G	X	E	E	E	G	E	E	X	G	E	E	E	X	E	E
SULFURIC ACID, 25 % – 50 %	G	X	E	G	G	G	E	E	X	G		E	E	X	E	E
SULFURIC ACID, 50 % – 96 %	X	X	G	C	X	X	C	C	X	X		E	E	X	E	E
SULFURIC ACID, CONC. 96 % – 98 %	X	X	X	X	X	X	X	X	X	X		E	E	X	G	C
SULFURIC ACID, FUMING	X	X	X	X	X	X	X	X	X	X		E	X	X	G	X
SULFUROUS ACID, 10 %	E	X	E	E	C	G	G	C	C	G		E	E		E	E
SULFUROUS ACID, 10 % – 85 %	E	X	G	E	C	G	C	C	X	C		E	E	X	G	E
SUTAN												E			F	E
TALL OIL	X		X	C		X	C	E		X		E	E	E	E	C
TALLOW	G		E	C		C	G	E		X		E	E	E	E	C
TANNIC ACID	E	X	E	E	G	E	E	E	G	G	E	E	E	E	E	E
TAR, BITUMINOUS	X	G	X	C	G	C	C	G	G	X		E		G	E	
TAR, CAMPHOR	X	C	X	X	C	X	X	X	G	X	C	E	X	G	E	X
TARTARIC ACID	G	X	C	E	G	E	E	E	E	G	E	E	E	E	E	E
T-BUTYL AMINE			G	X												
TELONE 2																E
TERPINOL	C	E	C	X		X	X	G		X		E	G	G	E	G
TERTIARY BUTYL ALCOHOL	G		G	G		G	G	G		G		E	E	X	E	E
TERTIARY BUTYL AMINE			G	X												
TERTIARY BUTYL MERCAPTAN	X		X	X		X	X	X		X		E		X	E	
TETRACHLOROBENZENE	X			X		X		X				E		G	G	G
TETRACHLOROETHANE	X		X	X		X	X	X		X	C	E	C	X	E	
TETRACHLOROETHYLENE	X		X	X		X	X	C	C	X		E	G	X	E	E
TETRACHLOROMETHANE	X		X	X		X	X	X				E		C	E	E
TETRACHLORONAPHTHALENE	X			X		X		X				E			G	G
TETRAETHYLENE GLYCOL	E			E		E		E				E			E	
TETRAETHYLOXOSILICATE	E					X	X	X				E				
TETRAHYDROFURAN	G		X	X	C	X	X	X	G	X	X	E	G	X	X	X
THF	G		X	X	C	X	X	X	G	X	X	E	G	X	X	X
TIN CHLORIDES	G		E	E		E	C	E				E	E	G	E	E
TITANIUM TETRACHLORIDE	X		X	X		X	X	C		X		E	G	X	E	
TOLUENE	X	C	X	X	C	X	X	X	E	X	X	E	E	X	E	E
TOLUENE DIISOCYANATE (TDI)			E										B			
TOLUIDINE	X			X		X		X				E			G	
TOLUOL	X	C	X	X	C	X	X	X	E	X	X	E		X	E	
TRANSFORMER OIL	X		X	C		X	G	E		X		E	E	E	E	
TRANSMISSION 'A' OIL	X		X	G	G	X	G	E	G	X		E		E	E	F
TRI (2-HYDROXYETHYL) AMINE	G		E	E	X	G	X	C		G		E		X	X	
TRIBUTYL AMINE	E			C		G		G				E				
TRIBUTYL PHOSPHATE	G		E	X	C	C	X	X	G	X		E	E	X	X	E
TRICHLOROACETIC ACID	G		G	C	X	C	X	C	X	X		E	E	X	X	E
TRICHLOROBENZENE	X			X		X	X	X		X		E		X	G	
TRICHLOROETHANE	X		X	X		X	X	X	X	X		E		X	E	
TRICHLOROETHYLENE	X	C	X	X	X	X	X	X	C	X	X	E	G	X	E	G
TRICHLOROMETHANE	X	X	X	X	X	X	X	X	C	X	X	E		X	E	
TRICHLOROTOLUENE								X				E				
TRICRESYL PHOSPHATE	E		E	X	C	C	C	X	G	X		E	E	X	E	E
TRIETHANOLAMINE	G		E	E	X	G	X	C		G		E	E	X	X	E
TRIETHYLAMINE	C		E			G	G	E		X		E		X	E	

E = excellent; G = good; C = conditional; X = unsatisfactory

\* compounds not in catalogue. Ask Parker for right solution

Chemical or Material Conveyed	Butyl	CPE	EPDM	CSM	TPC-ET	Natural	Neoprene	Nitrile	Nylon	SBR	TPV	PTFE	UHMW	Urethane	FKM	XLPE
TRIETHYLENE GLYCOL	E			E		E		E				E			E	
TRIHIDROXYBENZOIC ACID	G		G	G	X	E	G	G	G	G		E		X	E	
TRIMETHYL PENTANES (MIXED)	X	E	X	C	E	X	C	E	E	X	X	E		G	E	
TRIMETHYL PENTENE		E														
TRIMETHYLAMINE		E										E	E			E
TRINITROTOLUENE (TNT)							G								G	
TRISODIUM PHOSPHATE	E		E	E	E	E	E	E	E	E		E		E	E	E
TRITOLYL PHOSPHATE	E		E	X	C	X	X	X	G	X		E		X	E	
TUNG OIL	X	C	X	E	G	X	E	E	G	X		E	E	C	E	E
TUNG OIL (CHINA OIL)	C	C	X	E	G	X	E	E	G	X		E	E	C	E	E
TURBINE OIL			X				C						B		E	
TURPENTINEX	X	G	X	X		X	X	X	E	X	X	E	G	E	E	G
UDMH	E		E	E		E	G	G		X		E		X	X	
UNDECYL ALCOHOL	E			E		E		E				E			G	
UREA	E		E	E	G	E	G	G	E			E	E	G	E	E
URETHANE FORMULATIONS								E	E			E				
URIC ACID					X				G		E	E		X		
VARNISH	X	C	X	X		X	X	G	E	X		E		C	E	
VEGETABLE OILS	C		C	G		X	C	E	G	X		E	E	E	E	E
VERSILUBE F44	E		E	E		E	E	E	E	E		E		E	E	
VERSILUBE F55	E		X	E		E	E	E	E	E		E		E	E	
VINEGAR	E		E	E	C	G	G	G	E	G		E	X	C	E	X
VINEGAR ACID		G														
VINYL ACETATE	E		G	C		X	X	X		X		X	E	X	E	E
VINYL BENZENE	X		X	X	X	X	X	X		X		E	E	C	G	G
VINYL CHLORIDE (GAS)	X		G			G						E	E			E
VINYL CYANIDE	X	E	X	C		C	C	X	E	C	X	E		X	C	
VINYL ETHER	X			G		X		G				E	E		X	E
VINYL STYRENE	X			X		X				X		E	E		E	E
VINYL TOLUENE	X			X		X		X				E	E		E	E
VINYL TRICHLORIDE	X			X		X	X	X				E	E		E	E
VITAL, 4300, 5310			X					X	E			E				
VM&P NAPHTHA	X		X	X		X	C	C				E			E	X
WATER	E	G	E	E	E	E	G	E	E	G	E	E	E	E	E	E
WATER, BOILING	E		E	E	C		G	G	X	G	G	G	X	G	G	X
WATER, SODA					E				E		E	E				
WEMCO C	X		X	X		X	G	E		X				E	E	
WHISKEY	E		E	E	G	E	E	E	E	E		E	X	X	E	X
WHITE OIL	X		X	X		X	G	E		X		E	E	E	E	X
WHITE PINE OIL	X		X	X		X	X	G		X					E	
WINES	E		E	E	G	E	E	E	E	E		E	X	X	E	X
WOOD ALCOHOL	E		E	E		E	E	E		E		E	E	X	C	E
WOOD OIL	C		X	C	G	X	G	E	G	X		E	E	C	E	E
XENON	E		E	E		E	E	E		E		E		E	E	
XYLENE, XYLOL	X	C	X	X	C	X	X	X	G	X	X	E	C	C	E	C
XYLIDINE	G		C	X		X	X	C		X		E	G		C	G
ZEOLITES	E		E	E		E	E	E		E					E	
ZINC ACETATE	E		E	C		E	G	G		X		E		X	C	
ZINC CARBONATE	E		E	E		E	E	E				E	E	E	E	E
ZINC CHLORIDE	E	X	E	E	E	E	E	E	E	E		E	E	G	E	E
ZINC CHROMATE	E			C								E				G
ZINC SULFATE	E	X	E	E	C	E	E	E	X	G		E	E	G	E	E

E = excellent; G = good; C = conditional; X = unsatisfactory

\* compounds not in catalogue. Ask Parker for right solution



# Chemical Resistance Guide for Silicone Hose

Chemical	*	Chemical	*	Chemical	*
Acetic acid, dilute, 10%	B	Isobutyl alcohol	A	Nitrobenzene	C
Acetic acid glacial	C	Isopropyl alcohol	A	Oleic acid	X
Acetic acid anhydride	I	Isooctane	X	Oleum	I
Acetone	X	Kerosene	X	Oxalic acid	B
Acetylene	C	Lacquers	X	Oxygen	X
Air 68 °F (20 °C)	A	Lacquers solvents	X	Palmitic acid	X
Air 150 °F (65 °C)	A	Lactic acid	A	Perchloroethylene	C
Aluminum chloride 150 °F (65 °C)	A	Linseed oil	A	Petroleum oils and crude 200 °F (95 °C)	X
Aluminum fluoride 150 °F (65 °C)	B	Lubricating oil, crude	C	Phosphoric acid, crude	C
Aluminum sulfate 150 °F (65 °C)	A	Lubricating oil, refined	C	Phosphoric acid, pure 45%	C
Alums 150 °F (65 °C)	A	Magnesium chloride 150 °F (65 °C)	A	Picric acid, molten	X
Ammonia gas, anhydrous	I	Magnesium hydroxide 150 °F (65 °C)	B	Picric acid, water solution	I
Ammonia 10% water solution	A	Magnesium sulfate 150 °F (65 °C)	A	Potassium chlorite	A
Ammonia 30% water solution	C	Mercuric chloride	A	Potassium cyanide	A
Ammonium chloride	C	Mercury	A	Potassium hydroxide	C
Ammonium hydroxide	C	Methyl alcohol, methanol	A	Potassium sulfate	A
Ammonium nitrate	A	Methyl chloride	X	Propane	X
Ammonium phosphate monobasic	A	Calcium chloride	A	Sewage	B
Ammonium phosphate dibasic	A	Calcium hydroxide	A	Soap solution	A
Ammonium phosphate tribasic	A	Calcium hypochlorite	C	Soda ash, sodium carbonate	A
Ammonium sulfate	A	Caliche liquors	B	Sodium bicarbonate, baking soda	A
Amyl acetate	X	Cane sugar liquors	A	Sodium bisulfate	A
Amyl alcohol	X	Carbolic acid, phenol	X	Sodium chloride	A
Aniline, Aniline oil	X	Carbon dioxide, dry-wet	A	Sodium cyanide	A
Aniline, dyes	X	Carbon disulfide	X	Sodium hydroxide to 50% at 140 °F	A
Asphalt	I	Carbon monoxide 140 °F (60 °C)	A	Sodium hypochlorite	B
Barium chloride 150 °F (65 °C)	A	Carbon tetrachloride	X	Sodium metaphosphate	A
Barium hydroxide 150 °F (65 °C)	A	Castor oil	A	Sodium nitrate	X
Barium sulfide 150 °F (65 °C)	A	Cellosolve acetate	X	Sodium perborate	B
Beer	A	CFC-12	I	Sodium peroxide	C
Beet sugar liquors	A	China wood oil, tung oil	X	Sodium phosphate, monobasic	X
Benzene, Benzol	X	Chlorine, dry/wet	X	Sodium phosphate, dibasic	X
Benzine, petroleum ether	X	Chlorinated solvents	X	Sodium phosphate, tribasic	X
Benzine, petroleum naphtha	X	Chloroacetic acid	I	Sodium silicate	A
Black sulfate liquor	A	Chlorosulfonic acid	X	Sodium sulfate	A
Blast furnace gas	A	Chromic acid	C	Sodium sulfide	A
Borax	B	Citric acid	A	Sodium thiosulfate, hypo	I
Boric acid	A	Coke oven gas	B	Soybean oil	A
Bromine	X	Copper chloride 150 °F (65 °C)	A	Stannic chloride	B
Butane	X	Copper sulfate 150 °F (65 °C)	A	Steam 450 °F (230 °C)	I
Butyl acetate	X	Corn oil	A	Stearic acid	A
Butyl alcohol, Butanol	C	Cottonseed oil	A	Sulfur	B
Calcium bisulfate	C	Creosote, coal tar	C	Sulfur chloride	C
Formaldehyde	B	Creosote, coal tar wood	X	Sulfur dioxide, dry	B
Formic acid	C	Creosols, cresylic acid	I	Sulfur trioxide, dry	B
Fuel oil	X	Dichlorobenzene	X	Sulfuric acid, 10%	X
Furfural	X	Dichloroethylene	X	Sulfuric acid, 11% - 75%	X
Gasoline, unleaded	X	Diesel fuel	X	Sulfuric acid, 76% - 95%	X
Gasoline + MTBE	X	Diethanolamine 20%	X	Sulfuric acid, fuming	X
Gasoline Hi Test + MTBE	X	Diethylamine	B	Sulfurous acid	X
Gelatin	A	Diisopropylamine	I	Tannic acid	B
Glucose	A	Dioctylphthalate	X	Tar	B
Glue	A	Ethers	X	Tartaric acid	A
Glycerine, glycerol	A	Ethyl acetate	B	Toluene, Toluol	X
Green sulfate liquor	A	Ethyl alcohol	A	Trichloroethylene	X
HFC-134	I	Ethyl cellulose	C	Turpentine	X
Hydraulic fluids: Petroleum	C	Ethyl chloride	C	Urea, water solution	A
Hydraulic fluids: Phosphate ester alkyl	X	Ethyl glycol	A	Vinegar	A
Hydraulic fluids: Phosphate ester aryl	X	Ferric chloride 150 °F (65 °C)	A	Vinyl acetate	X
Hydraulic fluids: Phosphate ester blends	X	Ferric sulfate 150 °F (65 °C)	B	Water, acid mine	A
Hydraulic fluids: Silicate ester	X	Methyl ethyl ketone	X	Water, fresh	A
Hydraulic fluids: Water glycol	A	Methyl isopropyl ketone	C	Water, distilled	A
Hydrobromic acid	X	Milk	A	Whiskey and wines	A
Hydrochloric acid	X	MTBE	I	Xylene, xylol	X
Hydrocyanic acid	B	Mineral oils	A	Zinc chloride	A
Hydrofluoric acid	X	Natural gas	C	Zinc sulfate	A
Hydrofluosilicic acid	I	Nickel chloride 150 °F (65 °C)	A		
Hydrogen gas 140 °F (60 °C)	C	Nickel sulfate 150 °F (65 °C)	A		
Hydrogen peroxide	A	Nitric acid, crude	X		
Hydrogen sulfide, dry	X	Nitric acid, diluted 10%	C		
Hydrogen sulfide, wet	X	Nitric acid, concentrated 70%	X		

## \* Resistance

A = Good Resistance

B = Fair Resistance

C = Poor Resistance

# Chemical Resistance Guide for PU Flat Hose

Chemical	Resistance
Acetone	X
Ammonium Hydroxide	X
Amyl Acetate	C
Benzene	X
Benzyl Alcohol	X
Butyl Acetate	G
Butyl Alcohol	G
Butyl Stearate	F
Calcium Chloride	G
Calcium Nitrate	G
Carbon Tetrachloride	X
Chlorobenzene	X
Chloroform	X
Cresols	X
Chlorox	C
Detergents (Non-hydrocarbon)	G
Diacelone Alcohol	X
Diesel Oil	G
Diethylene Glycol, cold	G
Ethyl Alcohol, (Ethanol) cold	G
Ethyl Ether	C
Ethylene Dichloride	X
Freon 113	G
Fuel Oil	F
Fuel Oil Acid	C
Gasoline (Sour or refined)	G
Glue	G
Grease	G
Hydrochloric Acid (Hot) 37 %	X
Hydrochloric Acid (Cold) 37 %	X
Hydrogen Gas	G

G = good; F = fair; C = conditional; X = not recommended

Chemical	Resistance
Hydrogen Peroxide 90 %	C
Hydrogen Peroxide 30 %	G
Kerosene	G
Methyl Alcohol	C
Methyl Ethyl Ketone (MEK)	X
Mineral Oil	G
Naphtha	F
Nitric Acid	X
Petroleum, Crude	G
Phenol (Carbolic Acid)	C
Phosphoric Acid (Grude)	X
Phosphoric Acid 45%	X
Potassium Hydroxide	C
Propyl Alcohol	C
Sodium Chloride	F
Sodium Hydroxide (Caustic Soda)	C
Sodium Nitrate	G
Sodium Phosphate	X
Sodium Silicate	G
Sulphuric Acid 10 %	C
Sulphuric Acid 11-75 %	C
Sulphuric Acid 76-95 %	C
Toluene (Toluol)	X
Trichloroethylene	C
Tricresyl Phosphate	X
Vegetable Oils	G
Water, Fresh	G
Water, Sea	G
Zinc Chloride, Dry	G
Zinc Sulphate, Dry	G

G = good; F = fair; C = conditional; X = not recommended

## WARNING

The above data is based on testing and believed to be reliable; however, the information should be used ONLY as a guide, since it does not take into consideration all variables, such as elevated temperatures, fluid contamination, concentration, etc., that may be encountered in actual use.

All critical applications should be tested. Contact Parker Snap-tite for additional chemical compatibility information.

# Rubber Hose Dimensional Tolerances

According to norms

EN 250	
On inside diameter	$\pm 0.50$ mm
On outside diameter	$-0.2 / +0.8$ mm
Length tolerance	$\pm 1\%$

EN ISO 1825	
I.D. $\leq 38$ mm	$\pm 0.80$ mm
I.D. 50 – 75 mm	$\pm 1.20$ mm
I.D. 100 mm	$\pm 1.60$ mm

EN ISO 7840	
On inside diameter	
I.D. 5 mm	$\pm 0.50$ mm
I.D. 8 – 19 mm	$\pm 0.75$ mm
I.D. 25 mm	$\pm 1.25$ mm
I.D. 38 – 50 mm	$\pm 1.50$ mm
Length tolerance	$\pm 1\%$

EN 12115	
On inside diameter	
I.D. 19 – 38 mm	$\pm 0.50$ mm
I.D. 50 mm	$\pm 0.70$ mm
I.D. 63.5 – 100 mm	$\pm 0.80$ mm
On outside diameter	
O.D. 31 – 51 mm	$\pm 1.00$ mm
O.D. 66 – 91 mm	$\pm 1.20$ mm
O.D. 116 mm	$\pm 1.60$ mm
Length tolerance	$\pm 1\%$

EN ISO 3821	
On inside diameter	
I.D. 6.3 mm	$\pm 0.40$ mm
I.D. 8 – 10 mm	$\pm 0.50$ mm
Length tolerance	$\pm 1\%$

EN ISO 6134	
On inside diameter	
$\leq$ I.D. 38 mm	$\pm 0.50$ mm
$>$ I.D. 38 mm	$\pm 0.70$ mm
On outside diameter	
$\leq$ O.D. 48 mm	$\pm 1.00$ mm
O.D. 54 mm	$\pm 1.20$ mm
O.D. 69 mm	$\pm 1.40$ mm
Length tolerance	$\pm 1\%$

SAE J1402 – TABLE A	
On inside diameter	
I.D. 9.5 mm	$\pm 0.60$ mm
I.D. 12.7 – 15.9 mm	$\pm 0.80$ mm
On outside diameter	
O.D. 19 mm	$+ 0.80 / -0.70$ mm
O.D. 22.2 – 27 mm	$\pm 0.80$ mm
Length tolerance	$\pm 1\%$

SAE J 30 R7	
On inside diameter	
I.D. $\leq 9.5$ mm	$\pm 0.40$ mm
I.D. $> 9.5$ mm	$\pm 0.60$ mm
On outside diameter	
O.D. $\leq 15.9$ mm	$\pm 0.60$ mm
O.D. $> 15.9$ mm	$\pm 0.80$ mm
Length tolerance	$\pm 1\%$

UNI 7140	
On inside diameter	$\pm 0.50$ mm
Length tolerance	$\pm 1\%$

UNI EN ISO 1307	
On inside diameter	
I.D. $\leq 5$ mm	$\pm 0.60$ mm
I.D. 6 – 20 mm	$\pm 0.80$ mm
I.D. $> 20 - 25$ mm	$\pm 1.20$ mm
I.D. $> 25$ mm	$\pm 1.60$ mm
Length tolerance	$\pm 1\%$

RMA steel mandrel	
On inside diameter	
I.D. $\leq 38$ mm	$\pm 0.79$ mm
I.D. 40 – 120 mm	$\pm 1.59$ mm
I.D. $> 120$ mm	$\pm 2.00$ mm
On outside diameter	
O.D. $\leq 125$ mm	$\pm 1.59$ mm
O.D. $> 125$ mm	$\pm 2.00$ mm
<i>Tolerances on outside diameter are valid for hoses without a built-in helix only.</i>	
Length tolerance	$\pm 1\%$

# PVC Hose Dimensional Tolerances

ASPIREX	
On inside diameter	$\pm 4 \%$
On wall thickness	$\pm 0.50 \text{ mm}$
Length tolerance	$\pm 1 \%$

ASPIREX (PU/ANC) and 140 °C	
On inside diameter	$\pm 4 \%$
Length tolerance	$\pm 1 \%$

APERFLAT	
On inside diameter	
I.D. $\leq 100 \text{ mm}$	$\pm 1.00 \text{ mm}$
I.D. $> 100 \text{ mm}$	$\pm 1.50 \text{ mm}$
Length tolerance	$\pm 1 \%$

MULTIREX, ENOREX	
On inside diameter	
I.D. $\leq 50 \text{ mm}$	$\pm 0.50 \text{ mm}$
I.D. $> 50 \text{ mm}$	$\pm 1.00 \text{ mm}$
On wall thickness	$\pm 0.50 \text{ mm}$
Length tolerance	$\pm 1 \%$

APERSPIR	
On inside diameter	$\pm 1 \%$
On wall thickness	$\pm 0.50 \text{ mm}$
Length tolerance	$\pm 1 \%$

APERFRUT	
On inside diameter	
I.D. $\leq 16 \text{ mm}$	$\pm 0.50 \text{ mm}$
I.D. $> 16 \text{ mm}$	$\pm 1.00 \text{ mm}$
Length tolerance	$\pm 2 \%$

VINITRESS	
On inside diameter	
I.D. $\leq 15 \text{ mm}$	$\pm 0.50 \text{ mm}$
I.D. $16 - 19 \text{ mm}$	$\pm 0.80 \text{ mm}$
I.D. $> 19 \text{ mm}$	$\pm 1.00 \text{ mm}$
On wall thickness	$\pm 0.50 \text{ mm}$
Length tolerance	$\pm 1 \%$

All other technical data are subject to a  $\pm 5 \%$  tolerance

# Parker Safety Guide

for Selecting and Using Hose, Tubing, Fittings and Related Accessories

Parker Publication No. 4400-B.1 – Revised: November, 2007



## WARNING

Failure or improper selection or improper use of hose, tubing, fittings, assemblies or related accessories ("Products") can cause death, personal injury and property damage. Possible consequences of failure or improper selection or improper use of these Products include but are not limited to:

- Fittings thrown off at high speed.
- High velocity fluid discharge.
- Explosion or burning of the conveyed fluid.
- Electrocution from high voltage electric powerlines.
- Contact with suddenly moving or falling objects that are controlled by the conveyed fluid.
- Injections by high-pressure fluid discharge.
- Dangerously whipping Hose.
- Contact with conveyed fluids that may be hot, cold, toxic or otherwise injurious.
- Sparking or explosion caused by static electricity buildup or other sources of electricity.
- Sparking or explosion while spraying paint or flammable liquids.
- Injuries resulting from inhalation, ingestion or exposure to fluids.

Before selecting or using any of these Products, it is important that you read and follow the instructions below.

Only Hose from Parker's Stratoflex Products Division is approved for in flight aerospace applications.

### 1.0 GENERAL INSTRUCTIONS

1.1 Scope: This safety guide provides instructions for selecting and using (including assembling, installing, and maintaining) these Products. For convenience, all rubber and/or thermoplastic products commonly called "hose" or "tubing" are called "Hose" in this safety guide. All assemblies made with Hose are called "Hose Assemblies". All products commonly called "fittings", "couplings" or "adapters" are called "Fittings". All related accessories (including crimping and swaging machines and tooling) are called "Related Accessories". This safety guide is a supplement to and is to be used with the specific Parker publications for the specific Hose, Fittings and Related Accessories that are being considered for use. Parker publications are available at [www.parker.com](http://www.parker.com). SAE J1273 ([www.sae.org](http://www.sae.org)) and ISO 17165 2 ([www.ansi.org](http://www.ansi.org)) also provide recommended practices for hydraulic Hose Assemblies.

1.2 Fail-Safe: Hose, Hose Assemblies and Fittings can and do fail without warning for many reasons. Design all systems and equipment in a fail safe mode, so that failure of the Hose, Hose Assembly or Fitting will not endanger persons or property.

1.3 Distribution: Provide a copy of this safety guide to each person responsible for selecting or using Hose and Fitting products. Do not select or use Parker Hose or Fittings without thoroughly reading and understanding this safety guide as well as the specific Parker publications for the Products.

1.4 User Responsibility: Due to the wide variety of operating conditions and applications for Hose and Fittings, Parker does not represent or warrant that any particular Hose or Fitting is suitable for any specific end use system. This safety guide does not analyze all technical parameters that must be considered in selecting a product. The user, through its own analysis and testing, is solely responsible for:

- Making the final selection of the Products.
- Assuring that the user's requirements are met and that the application presents no health or safety hazards.
- Providing all appropriate health and safety warnings on the equipment on which the Products are used.
- Assuring compliance with all applicable government and industry standards.

1.5 Additional Questions: Call the appropriate Parker technical service department if you have any questions or require any additional information. See the Parker publication for the

Products being considered or used, or call 1 800 CPARKER, or go to [www.parker.com](http://www.parker.com), for telephone numbers of the appropriate technical service department.

### 2.0 HOSE AND FITTING SELECTION INSTRUCTIONS

2.1 Electrical Conductivity: Certain applications require that the Hose be nonconductive to prevent electrical current flow. Other applications require the Hose and the Fittings and the Hose/Fitting interface to be sufficiently conductive to drain off static electricity. Extreme care must be exercised when selecting Hose and Fittings for these or any other applications in which electrical conductivity or nonconductivity is a factor. The electrical conductivity or nonconductivity of Hose and Fittings is dependent upon many factors and may be susceptible to change. These factors include but are not limited to the various materials used to make the Hose and the Fittings, Fitting finish (some Fitting finishes are electrically conductive while others are nonconductive), manufacturing methods (including moisture control), how the Fittings contact the Hose, age and amount of deterioration or damage or other changes, moisture content of the Hose at any particular time, and other factors. The following are considerations for electrically nonconductive and conductive Hose. For other applications consult the individual catalog pages and the appropriate industry or regulatory standards for proper selection.

2.1.1 Electrically Nonconductive Hose: Certain applications require that the Hose be nonconductive to prevent electrical current flow or to maintain electrical isolation. For applications that require Hose to be electrically nonconductive, including but not limited to applications near high voltage electric lines, only special nonconductive Hose can be used. The manufacturer of the equipment in which the nonconductive Hose is to be used must be consulted to be certain that the Hose and Fittings that are selected are proper for the application. Do not use any Parker Hose or Fittings for any such application requiring nonconductive Hose, including but not limited to applications near high voltage electric lines, unless (i) the application is expressly approved in the Parker technical publication for the product, (ii) the Hose is marked "nonconductive", and (iii) the manufacturer of the equipment on which the Hose is to be used specifically approves the particular Parker Hose and Fittings for such use.

2.1.2 Electrically Conductive Hose: Parker manufactures special Hose for certain applications that require electrically conductive Hose. Parker manufactures special Hose for conveying paint in



airless paint spraying applications. This Hose is labeled “Electrically Conductive Airless Paint Spray Hose” on its layline and packaging. This Hose must be properly connected to the appropriate Parker Fittings and properly grounded in order to dissipate dangerous static charge buildup, which occurs in all airless paint spraying applications. Do not use any other Hose for airless paint spraying, even if electrically conductive. Use of any other Hose or failure to properly connect the Hose can cause a fire or an explosion resulting in death, personal injury, and property damage. Parker manufactures a special Hose for certain compressed natural gas (“CNG”) applications where static electricity buildup may occur. Parker CNG Hose assemblies comply with the requirements of ANSI/IAS NGV 4.2-1999; CSA 12.52-M99, “Hoses for Natural Gas Vehicles and Dispensing Systems” ([www.ansi.org](http://www.ansi.org)). This Hose is labeled “Electrically Conductive for CNG Use” on its layline and packaging. This Hose must be properly connected to the appropriate Parker Fittings and properly grounded in order to dissipate dangerous static charge buildup, which occurs in, for example, high velocity CNG dispensing or transfer. Do not use any other Hose for CNG applications where static charge buildup may occur, even if electrically conductive. Use of other Hoses in CNG applications or failure to properly connect or ground this Hose can cause a fire or an explosion resulting in death, personal injury, and property damage. Care must also be taken to protect against CNG permeation through the Hose wall. See section 2.6, Permeation, for more information. Parker CNG Hose is intended for dispenser and vehicle use at a maximum temperature of 180°F (82°C). Parker CNG Hose should not be used in confined spaces or unventilated areas or areas exceeding 180°F (82°C). Final assemblies must be tested for leaks. CNG Hose Assemblies should be tested on a monthly basis for conductivity per ANSI/IAS NGV 4.2-1999; CSA 12.52-M99. Parker manufactures special Hose for aerospace in flight applications. Aerospace in flight applications employing Hose to transmit fuel, lubricating fluids and hydraulic fluids require a special Hose with a conductive inner tube. This Hose for in flight applications is available only from Parker’s Stratoflex Products Division. Do not use any other Parker Hose for in flight applications, even if electrically conductive. Use of other Hoses for in flight applications or failure to properly connect or ground this Hose can cause a fire or an explosion resulting in death, personal injury and property damage. These Hose assemblies for in flight applications must meet all applicable aerospace industry, aircraft engine and aircraft requirements.

**2.2 Pressure:** Hose selection must be made so that the published maximum working pressure of the Hose and Fittings are equal to or greater than the maximum system pressure. The maximum working pressure of a Hose Assembly is the lower of the respective published maximum working pressures of the Hose and the Fittings used. Surge pressures or peak transient pressures in the system must be below the published maximum working pressure for the Hose. Surge pressures and peak pressures can usually only be determined by sensitive electrical instrumentation that measures and indicates pressures at millisecond intervals. Mechanical pressure gauges indicate only average pressures and cannot be used to determine surge pressures or peak transient pressures. Published burst pressure ratings for Hose is for manufacturing test purposes only and is no indication that the Product can be used in applications at the burst pressure or otherwise above the published maximum recommended working pressure.

**2.3 Suction:** Hoses used for suction applications must be selected to ensure that the Hose will withstand the vacuum and pressure of the system. Improperly selected Hose may collapse in suction application.

**2.4 Temperature:** Be certain that fluid and ambient temperatures, both steady and transient, do not exceed the limitations of the Hose. Temperatures below and above the recommended limit can degrade Hose to a point where a failure may occur and release fluid. Properly insulate and protect the Hose

Assembly when routing near hot objects (e.g. manifolds). Do not use any Hose in any application where failure of the Hose could result in the conveyed fluids (or vapors or mist from the conveyed fluids) contacting any open flame, molten metal, or other potential fire ignition source that could cause burning or explosion of the conveyed fluids or vapors.

**2.5 Fluid Compatibility:** Hose Assembly selection must assure compatibility of the Hose tube, cover, reinforcement, and Fittings with the fluid media used. See the fluid compatibility chart in the Parker publication for the product being considered or used. This information is offered only as a guide. Actual service life can only be determined by the end user by testing under all extreme conditions and other analysis. Hose that is chemically compatible with a particular fluid must be assembled using Fittings and adapters containing likewise compatible seals.

**2.6 Permeation:** Permeation (that is, seepage through the Hose) will occur from inside the Hose to outside when Hose is used with gases, liquid and gas fuels, and refrigerants (including but not limited to such materials as helium, diesel fuel, gasoline, natural gas, or LPG). This permeation may result in high concentrations of vapors which are potentially flammable, explosive, or toxic, and in loss of fluid. Dangerous explosions, fires, and other hazards can result when using the wrong Hose for such applications. The system designer must take into account the fact that this permeation will take place and must not use Hose if this permeation could be hazardous. The system designer must take into account all legal, government, insurance, or any other special regulations which govern the use of fuels and refrigerants. Never use a Hose even though the fluid compatibility is acceptable without considering the potential hazardous effects that can result from permeation through the Hose Assembly. Permeation of moisture from outside the Hose to inside the Hose will also occur in Hose assemblies, regardless of internal pressure. If this moisture permeation would have detrimental effects (particularly, but not limited to refrigeration and air conditioning systems), incorporation of sufficient drying capacity in the system or other appropriate system safeguards should be selected and used.

**2.7 Size:** Transmission of power by means of pressurized fluid varies with pressure and rate of flow. The size of the components must be adequate to keep pressure losses to a minimum and avoid damage due to heat generation or excessive fluid velocity.

**2.8 Routing:** Attention must be given to optimum routing to minimize inherent problems (kinking or flow restriction due to Hose collapse, twisting of the Hose, proximity to hot objects or heat sources). For additional routing recommendations see SAE J1273 and ISO 17165-2. Hose Assemblies have a finite life and if possible, should be installed in a manner that allows for ease of inspection and future replacement. Rubber Hose because of its relative short life, should not be used in residential and commercial buildings for HVAC (heating, ventilating and air conditioning) applications.

**2.9 Environment:** Care must be taken to ensure that the Hose and Fittings are either compatible with or protected from the environment (that is, surrounding conditions) to which they are exposed. Environmental conditions including but not limited to ultraviolet radiation, sunlight, heat, ozone, moisture, water, salt water, chemicals and air pollutants can cause degradation and premature failure.

**2.10 Mechanical Loads:** External forces can significantly reduce Hose life or cause failure. Mechanical loads which must be considered include excessive flexing, twist, kinking, tensile or side loads, bend radius, and vibration. Use of swivel type Fittings or adapters may be required to ensure no twist is put into the Hose. Unusual applications may require special testing prior to Hose selection.

**2.11 Physical Damage:** Care must be taken to protect Hose from wear, snagging, kinking, bending smaller than minimum bend radius and cutting, any of which can cause premature

## Parker Safety Guide

Hose failure. Any Hose that has been kinked or bent to a radius smaller than the minimum bend radius, and any Hose that has been cut or is cracked or is otherwise damaged should be removed and discarded.

**2.12 Proper End Fitting:** See instructions 3.2 through 3.5. These recommendations may be substantiated by testing to industry standards such as SAE J517 for hydraulic applications, or MIL-A-5070, AS1339, or AS3517 for Hoses from Parker's Stratoflex Products Division for aerospace applications.

**2.13 Length:** When establishing a proper Hose length, motion absorption, Hose length changes due to pressure, and Hose and machine tolerances and movement must be considered.

**2.14 Specifications and Standards:** When selecting Hose and Fittings, government, industry, and Parker specifications and recommendations must be reviewed and followed as applicable.

**2.15 Hose Cleanliness:** Hose components may vary in cleanliness levels. Care must be taken to ensure that the Hose Assembly selected has an adequate level of cleanliness for the application.

**2.16 Fire Resistant Fluids:** Some fire resistant fluids that are to be conveyed by Hose require use of the same type of Hose as used with petroleum base fluids. Some such fluids require a special Hose, while a few fluids will not work with any Hose at all. See instructions 2.5 and 1.5. The wrong Hose may fail after a very short service. In addition, all liquids but pure water may burn fiercely under certain conditions, and even pure water leakage may be hazardous.

**2.17 Radiant Heat:** Hose can be heated to destruction without contact by such nearby items as hot manifolds or molten metal. The same heat source may then initiate a fire. This can occur despite the presence of cool air around the Hose.

**2.18 Welding or Brazing:** When using a torch or arc welder in close proximity to hydraulic lines, the hydraulic lines should be removed or shielded with appropriate fire resistant materials. Flame or weld spatter could burn through the Hose and possibly ignite escaping fluid resulting in a catastrophic failure. Heating of plated parts, including Hose Fittings and adapters, above 450°F (232°C) such as during welding, brazing or soldering may emit deadly gases.

**2.19 Atomic Radiation:** Atomic radiation affects all materials used in Hose assemblies. Since the long-term effects may be unknown, do not expose Hose assemblies to atomic radiation.

**2.20 Aerospace Applications:** The only Hose and Fittings that may be used for in flight aerospace applications are those available from Parker's Stratoflex Products Division. Do not use any other Hose or Fittings for in flight applications. Do not use any Hose or Fittings from Parker's Stratoflex Products Division with any other Hose or Fittings, unless expressly approved in writing by the engineering manager or chief engineer of Stratoflex Products Division and verified by the user's own testing and inspection to aerospace industry standards.

**2.21 Unlocking Couplings:** Ball locking couplings or other Fittings with quick disconnect ability can unintentionally disconnect if they are dragged over obstructions, or if the sleeve or other disconnect member, is bumped or moved enough to cause disconnect. Threaded Fittings should be considered where there is a potential for accidental uncoupling.

### 3.0 HOSE AND FITTING ASSEMBLY AND INSTALLATION INSTRUCTIONS

**3.1 Component Inspection:** Prior to assembly, a careful examination of the Hose and Fittings must be performed. All components must be checked for correct style, size, catalog number, and length. The Hose must be examined for cleanliness, obstructions, blisters, cover looseness, kinks, cracks, cuts or any other visible defects. Inspect the Fitting and sealing surfaces for burrs, nicks, corrosion or other imperfections. Do NOT use any component that displays any signs of nonconformance.

**3.2 Hose and Fitting Assembly:** Do not assemble a Parker Fitting on a Parker Hose that is not specifically listed by Parker for that Fitting, unless authorized in writing by the engineering manager or chief engineer of the appropriate Parker division. Do not assemble a Parker Fitting on another manufacturer's Hose or a Parker Hose on another manufacturer's Fitting unless (i) the engineering manager or chief engineer of the appropriate Parker division approves the Assembly in writing or that combination is expressly approved in the appropriate Parker literature for the specific Parker product, and (ii) the user verifies the Assembly and the application through analysis and testing. For Parker Hose that does not specify a Parker Fitting, the user is solely responsible for the selection of the proper Fitting and Hose Assembly procedures. See instruction 1.4. To prevent the possibility of problems such as leakage at the Fitting or system contamination, it is important to completely remove all debris from the cutting operation before installation of the Fittings. The Parker published instructions must be followed for assembling the Fittings on the Hose. These instructions are provided in the Parker Fitting catalog for the specific Parker Fitting being used, or by calling 1 800 CPARKER, or at [www.parker.com](http://www.parker.com).

**3.3 Related Accessories:** Do not crimp or swage any Parker Hose or Fitting with anything but the listed swage or crimp machine and dies in accordance with Parker published instructions. Do not crimp or swage another manufacturer's Fitting with a Parker crimp or swage die unless authorized in writing by the engineering manager or chief engineer of the appropriate Parker division.

**3.4 Parts:** Do not use any Parker Fitting part (including but not limited to socket, shell, nipple, or insert) except with the correct Parker mating parts, in accordance with Parker published instructions, unless authorized in writing by the engineering manager or chief engineer of the appropriate Parker division.

**3.5 Field Attachable/Permanent:** Do not reuse any field attachable Hose Fitting that has blown or pulled off a Hose. Do not reuse a Parker permanent Hose Fitting (crimped or swaged) or any part thereof. Complete Hose Assemblies may only be reused after proper inspection under section 4.0. Do not assemble Fittings to any previously used hydraulic Hose that was in service, for use in a fluid power application.

**3.6 Pre-Installation Inspection:** Prior to installation, a careful examination of the Hose Assembly must be performed. Inspect the Hose Assembly for any damage or defects. DO NOT use any Hose Assembly that displays any signs of nonconformance.

**3.7 Minimum Bend Radius:** Installation of a Hose at less than the minimum listed bend radius may significantly reduce the Hose life. Particular attention must be given to preclude sharp bending at the Hose to Fitting juncture. Any bending during installation at less than the minimum bend radius must be avoided. If any Hose is kinked during installation, the Hose must be discarded.

**3.8 Twist Angle and Orientation:** Hose Assembly installation must be such that relative motion of machine components does not produce twisting.

**3.9 Securement:** In many applications, it may be necessary to restrain, protect, or guide the Hose to protect it from damage by unnecessary flexing, pressure surges, and contact with other mechanical components. Care must be taken to ensure such restraints do not introduce additional stress or wear points.

**3.10 Proper Connection of Ports:** Proper physical installation of the Hose Assembly requires a correctly installed port connection insuring that no twist or torque is transferred to the Hose when the Fittings are being tightened or otherwise during use.

**3.11 External Damage:** Proper installation is not complete without insuring that tensile loads, side loads, kinking, flattening, potential abrasion, thread damage or damage to sealing surfaces are corrected or eliminated. See instruction 2.10.

3.12 System Checkout: All air entrapment must be eliminated and the system pressurized to the maximum system pressure (at or below the Hose maximum working pressure) and checked for proper function and freedom from leaks. Personnel must stay out of potential hazardous areas while testing and using.

3.13 Routing: The Hose Assembly should be routed in such a manner so if a failure does occur, the escaping media will not cause personal injury or property damage. In addition, if fluid media comes in contact with hot surfaces, open flame or sparks, a fire or explosion may occur. See section 2.4.

3.14 Ground Fault Equipment Protection Devices (GFEEDs): **WARNING! Fire and Shock Hazard:** To minimize the danger of fire if the heating cable of a Multitube bundle is damaged or improperly installed, use a Ground Fault Equipment Protection Device. Electrical fault currents may be insufficient to trip a conventional circuit breaker. For ground fault protection, the IEEE 515:1989 (www.ansi.org) standard for heating cables recommends the use of GFEEDs with a nominal 30 milliamperere trip level for "piping systems in classified areas, those areas requiring a high degree of maintenance, or which may be exposed to physical abuse or corrosive atmospheres".

#### 4.0 HOSE AND FITTING MAINTENANCE AND REPLACEMENT INSTRUCTIONS

4.1 Even with proper selection and installation, Hose life may be significantly reduced without a continuing maintenance program. The severity of the application, risk potential from a possible Hose failure, and experience with any Hose failures in the application or in similar applications should determine the frequency of the inspection and the replacement for the Products so that Products are replaced before any failure occurs. A maintenance program must be established and followed by the user and, at minimum, must include instructions 4.2 through 4.7.

4.2 Visual Inspection Hose/Fitting: Any of the following conditions require immediate shut down and replacement of the Hose Assembly:

- Fitting slippage on Hose;
- Damaged, cracked, cut or abraded cover (any reinforcement exposed);
- Hard, stiff, heat cracked, or charred Hose;
- Cracked, damaged, or badly corroded Fittings;
- Leaks at Fitting or in Hose;
- Kinked, crushed, flattened or twisted Hose; and
- Blistered, soft, degraded, or loose cover.

4.3 Visual Inspection All Other: The following items must be tightened, repaired, corrected or replaced as required:

- Leaking port conditions;
- Excess dirt buildup;
- Worn clamps, guards or shields; and
- System fluid level, fluid type, and any air entrapment.

4.4 Functional Test: Operate the system at maximum operating pressure and check for possible malfunctions and leaks. Personnel must avoid potential hazardous areas while testing and using the system. See section 2.2.

4.5 Replacement Intervals: Hose assemblies and elastomeric seals used on Hose Fittings and adapters will eventually age, harden, wear and deteriorate under thermal cycling and compression set. Hose Assemblies and elastomeric seals should be inspected and replaced at specific replacement intervals, based on previous service life, government or industry recommendations, or when failures could result in unacceptable downtime, damage, or injury risk. See section 1.2. Hose and Fittings may be subjected to internal mechanical and/or chemical wear from the conveying fluid and may fail without warning. The user must determine the product life under such circumstances by testing. Also see section 2.5. See section 1.2.

4.6 Hose Inspection and Failure: Hydraulic power is accomplished by utilizing high pressure fluids to transfer energy and do work. Hoses, Fittings and Hose Assemblies all contribute to

this by transmitting fluids at high pressures. Fluids under pressure can be dangerous and potentially lethal and, therefore, extreme caution must be exercised when working with fluids under pressure and handling the Hoses transporting the fluids. From time to time, Hose Assemblies will fail if they are not replaced at proper time intervals. Usually these failures are the result of some form of misapplication, abuse, wear or failure to perform proper maintenance. When Hoses fail, generally the high pressure fluids inside escape in a stream which may or may not be visible to the user. Under no circumstances should the user attempt to locate the leak by "feeling" with their hands or any other part of their body. High pressure fluids can and will penetrate the skin and cause severe tissue damage and possibly loss of limb. Even seemingly minor hydraulic fluid injection injuries must be treated immediately by a physician with knowledge of the tissue damaging properties of hydraulic fluid. If a Hose failure occurs, immediately shut down the equipment and leave the area until pressure has been completely released from the Hose Assembly. Simply shutting down the hydraulic pump may or may not eliminate the pressure in the Hose Assembly. Many times check valves, etc., are employed in a system and can cause pressure to remain in a Hose Assembly even when pumps or equipment are not operating. Tiny holes in the Hose, commonly known as pinholes, can eject small, dangerously powerful but hard to see streams of hydraulic fluid. It may take several minutes or even hours for the pressure to be relieved so that the Hose Assembly may be examined safely. Once the pressure has been reduced to zero, the Hose Assembly may be taken off the equipment and examined. It must always be replaced if a failure has occurred. Never attempt to patch or repair a Hose Assembly that has failed. Consult the nearest Parker distributor or the appropriate Parker division for Hose Assembly replacement information. Never touch or examine a failed Hose Assembly unless it is obvious that the Hose no longer contains fluid under pressure. The high pressure fluid is extremely dangerous and can cause serious and potentially fatal injury.

4.7 Elastomeric seals: Elastomeric seals will eventually age, harden, wear and deteriorate under thermal cycling and compression set. Elastomeric seals should be inspected and replaced.

4.8 Refrigerant gases: Special care should be taken when working with refrigeration systems. Sudden escape of refrigerant gases can cause blindness if the escaping gases contact the eye and can cause freezing or other severe injuries if it contacts any other portion of the body.

4.9 Compressed natural gas (CNG): Parker CNG Hose Assemblies should be tested after installation and before use, and at least on a monthly basis per ANSI/IAS NGV 4.2-1999; CSA 12.52-M99 Section 4.2 "Visual Inspection Hose/ Fitting". The recommended procedure is to pressurize the Hose and check for leaks and to visually inspect the Hose for damage. Caution: Matches, candles, open flame or other sources of ignition shall not be used for Hose inspection. Leak check solutions should be rinsed off after use.

#### 5.0 HOSE STORAGE

5.1 Age Control: Hose and Hose Assemblies must be stored in a manner that facilitates age control and first-in and first-out usage based on manufacturing date of the Hose and Hose Assemblies. The shelf life of rubber Hose is 4 years and 2 years for Hose Assemblies whatever comes first.

5.2 Storage: Stored Hose and Hose Assemblies must not be subjected to damage that could reduce their expected service life and must be placed in a cool, dark and dry area with the ends capped. Stored Hose and Hose Assemblies must not be exposed to temperature extremes, ozone, oils, corrosive liquids or fumes, solvents, high humidity, rodents, insects, ultraviolet light, electromagnetic fields or radioactive materials.

# Critical Applications

## Safety Overview

It is important to employ safe practices in the use of industrial hose due to the number of potentially dangerous applications encountered and products conveyed, and the number of people that may be involved or exposed. Strictly observe these simple practices to help avoid accidents.

- **Training:** Train all operators thoroughly
- **Evaluation:** Evaluate the application to determine the hose performance requirements
- **Selection:** Select the most appropriate hose and couplings for the application; ensure that the couplings are compatible with the media and hose, and securely attached to the hose
- **Service:** Regularly inspect and maintain both the hose and couplings while in service

While many industrial hose applications are potentially dangerous, some are of particular concern because their danger may not be readily apparent. This is especially true for applications involving untrained or inexperienced operators.

## Aircraft Fueling Hose

Use only API/ISO qualified hose for aircraft fueling applications. Aircraft fueling hose incorporates high grade rubber compounds that dissipate static charges and will not contaminate fuel.

**Note:** To avoid fuel contamination do not use gasoline dispenser or farm pump hose to fuel aircraft.

## Anhydrous Ammonia (NH<sub>3</sub>) Hose

Many accidents involving anhydrous ammonia occur due to selection of an incorrect hose for the application. Anhydrous ammonia hose must be specially designed and compounded to handle the media, with a perforated cover to prevent gas build-up amidst the layers of hose.

**WARNING!** Use ONLY anhydrous ammonia hose for anhydrous ammonia service. Contact with anhydrous ammonia in its liquid or gaseous (vapor) phase will burn skin, eyes and lungs, causing serious bodily injury or death.

- Do not use anhydrous ammonia hose for LPG service. It may fail suddenly and quickly. Anhydrous ammonia hose and LPG hose are frequently used in proximity and may be accidentally switched.
- Do not use with couplings containing o-rings, which may dry out, crack and fail over time. Do not use with male swivel couplings or other couplings containing hidden o-rings.

Anhydrous ammonia hose is designed to allow a limited amount of permeation of gas through the wall of the hose when in service, and staining of the hose cover in the pinpricked areas does not necessarily indicate leakage for a hose in service. However, a visible gas mist escaping through the hose is an indication of leakage. To verify the integrity of a hose in service, perform a hydrostatic test on the assembly; immediately remove from service any that fail the test.

**Note:** For non-agricultural or refrigeration applications, contact Parker.

### Chemical Hose

A chemical hose system failure could cause the release of poisonous, corrosive, or flammable material resulting in property damage, serious bodily injury or death. All reputable manufacturers of chemical hose recommend specific hose constructions to handle various chemicals.

Refer to the chemical guides in this catalog, or contact Parker for technical assistance before using or recommending a hose product.

#### Handling

- Use care to prevent mishandling. Crushing or kinking of the hose can cause severe damage to the reinforcement.
- Use proper hose suspension equipment when lifting or dragging a hose to ensure that the recommended curvature is not exceeded. Avoid sharp bends at the end fittings and at manifold connections.

#### Operation

- Use safety precautions such as wearing eye or face protection, rubber gloves, boots, and other types of protective clothing.

- Monitor pressures and temperatures to ensure that the hose is not exposed to conditions above specified limits.
- Do not allow chemicals to contact the exterior of the hose or allow hose to lie in a pool of chemicals since the hose cover may not have the same level of corrosion resistance as the tube. Corrosive materials that come into contact with the reinforcing material will cause reduced service life and premature hose failure.

#### Temperature

Do not use chemical hose at pressures or temperatures exceeding those as specified for the product. Many chemical resistance guides are based on temperatures of 70°F (21°C). Elevated temperatures can change the chemical resistance ratings. Many chemicals will become more aggressive as temperatures increase, reducing the ability of hose compounds to withstand them. Contact Parker for chemical compatibility data at elevated temperatures. If no data exists, end users are required to perform compatibility testing at the desired temperature.

---

### Gasoline Dispenser Hose

Millions of consumers operate gasoline pumps every day, increasing the concern for the safe use of dispensing equipment, including the hose. Since gasoline dispenser hoses are subject to frequent abuse, hose selection must include consideration of the rigors of the application. For maximum service life, select only the highest quality.

**Note:** To avoid fuel contamination do not use gasoline dispenser or farm pump hose to fuel aircraft.

---

### LP Gas (Propane) Hose

Many accidents involving LP Gas occur due to selection of an incorrect hose for the application. LP Gas hose must be specially designed and compounded to handle the media, with a perforated cover to prevent gas build-up amidst the layers of the hose.

**WARNING!** Use ONLY LP Gas hose for LP Gas service. LP Gas possesses volatile characteristics that may produce fire or explosions causing property damage, serious bodily injury or death.

- Do not use LP Gas hose for anhydrous ammonia service. It may fail suddenly and quickly. Anhydrous ammonia hose and LPG hose are frequently used in proximity and may be accidentally switched.
- Do not use with couplings containing o-rings, which may dry out, crack and fail over time. Do not use with male swivel couplings or other couplings containing hidden o-rings.

LP Gas hose is designed to allow a limited amount of permeation of LP Gas through the wall of the hose when in service. The permeation is apparent when the hose is moist or in water, and bubbles may be perceived as leakage. However, a legitimate propane leak creates a frosting or icing on the surface of the hose or coupling.

To verify the integrity of a hose in service, perform a hydrostatic test on the assembly; immediately remove from service any hose that fails the test.



## Natural Gas and LP Gas Hose

The molecules of natural gas are small, enhancing their ability to permeate through standard rubber or PVC hose constructions. The permeation process is more rapid as the working pressure increases, and natural gas accumulates with potentially dangerous consequences.

- Use only in a well-ventilated environment: Outdoors, or indoors with significant continuous air movement.
- Do not use LP Gas hose to replace fixed/rigid pipe where that material is more appropriate due to reduced permeation, overall strength and durability. Use rigid pipe, non-permeable tubing or hose with barrier constructions to convey natural gas whenever possible.

## Petroleum Transfer Hose

- Do not use for oil or fuel transfer service in or on open water. Hose damage or failure may result in spillage and environmental damage. Use hose specifically designed for this application.
- Do not immerse in fuel. The hose cover compound may not be of sufficient grade to resist attack by the fuel. Use hose specifically designed for this application.

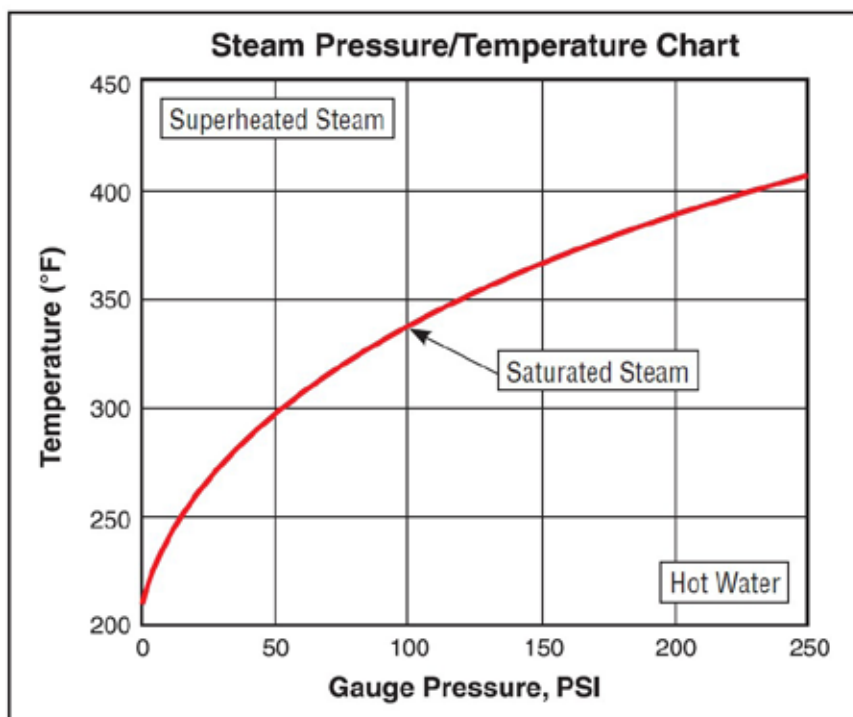
## Steam Hose

Water changes to hot water and phases of steam when subjected to heat and pressure. The greater the pressure, the higher the temperature required to achieve and maintain a steam phase. If steam escapes, dangerous quantities of heat may be released very suddenly.

**WARNING!** Hot water, low pressure steam and high pressure steam may escape explosively and will scald skin, eyes and lungs, which may lead to severe bodily injury or death.

- Many steam systems incorporate detergents or rust inhibitors which may attack steam hose. Prior to using a steam hose with detergents or rust inhibitors, refer to the chemical guides in this catalog, or contact Parker.
- Drain steam hose after each use to reduce the possibility of hose popcorn while in service.

The chart at the right represents the three forms of water when subjected to various combinations of heat and pressure. The red line represents the point at which hot water becomes saturated steam. The area below the red line is hot water; the area above the red line is superheated steam.



### Welding Hose

Many accidents involving welding hose occur due to selection of an incorrect hose for the application. Welding hose must be specially designed and compounded to handle the media. Due to the extreme volatility of gases, the varying compatibility of gases with the various grades of hose, and the rough environment of many welding applications, it is crucial to select the correct welding hose.

**WARNING!** Welding gases possess volatile characteristics that may produce fire or explosions causing property damage, serious bodily injury or death.

- Replace all assemblies that show signs of abrading, abuse, age, damage or fatigue. Do not attempt to recouple, repair or splice hose assemblies.
- Fabricate hose assemblies using only crimped-on ferrules at least 25 mm long to ensure coverage and support of the coupling stem inside the hose.
- Couplings attached with bands or clamps may reduce the working pressure of the hose assembly to less than the maximum rated working pressure of the hose.

### PVC / Thermoplastic Hose

Thermoplastic polymer compounds are designed to resist deterioration when exposed to a wide range of commercial chemicals and environmental conditions. The resistance to attack is based on many factors, including temperature, pressure, chemical concentration, exposure to ultraviolet light, velocity of the media and duration of exposure/ service (intermittent or constant). The user is solely responsible for making the final selection of the hose and tubing, and meeting all endurance, maintenance, performance, safety and warning requirements of the application.

**WARNING!** As temperature increases or decreases, burst pressure, safe working pressure, coupling retention properties, and other safety characteristics of the hose can significantly decrease. Failure to consider how temperature and other conditions affect hose performance may cause property damage, serious bodily injury or death.



aerospace  
climate control  
electromechanical  
filtration  
fluid & gas handling  
hydraulics  
pneumatics  
process control  
sealing & shielding



## Oil & Fuel



ENGINEERING YOUR SUCCESS.



## A – Oil & Fuel

Hose	ID Range (mm)	Temp. Range (°C)	Application
CARBOPRESS N/L 10	5 - 25	-25 / +80	fuel, oil, petrol aromatic < 50 %
CARBOPRESS N/L 20	6 - 25	-25 / +80	fuel, oil, petrol aromatic < 50 %
CARBURITE 10	19 - 150	-30 / +80	fuel, oil, petrol aromatic < 50 %
OILPLUS 30	25 - 100	-35 / +100	fuel, oil, petrol aromatic < 50 %
CARBOCORD EN 12115	19 - 100	-25 / +80	fuel, oil, petrol aromatic < 50 %
CHEMIOEL EN 12115	19 - 100	-25 / +80	fuel, oil, petrol aromatic < 50 %
CHEMIOEL EN 12115 OND	19 - 100	-25 / +80	fuel, oil, petrol aromatic < 50 %
CERVINO EN 12115	50 - 100	-40 / +80	fuel, oil, petrol aromatic < 50 %
E-Z FORM™ HT	12.7 - 25.4	-40 / +150	petro.-based oil suc./ret. line, power steering
RAGUSA 4	50 - 100	-25 / +80	fuel, oil, petrol aromatic < 50 %
GASTRUCK EN 1762 D-M	16 - 50	-30 / +70	LPG/ CNG load tankers
ROBUR GPL	8 - 51	-30 / +70	LPG/ CNG load & unload tankers
JETCORD B ISO 1825	25 - 100	-40 / +70	aircraft refuelling
JETCORD C ISO 1825	25 - 100	-40 / +70	aircraft refuelling
JETCORD E ISO 1825	25 - 100	-40 / +70	aircraft refuelling
JETCORD F ISO 1825	25 - 100	-40 / +70	aircraft refuelling



	Tube	Reinforce- ment	Cover	WP (bar)	Design Factor	Suction	Industry standard	Page
	NBR	textile	NBR/EPDM	10	3			A4
	NBR	textile	NBR/EPDM	20	3			A4
	NBR	textile	NBR/SBR	10	3	yes		A5
	NBR	textile	NBR/PVC	30	3	yes		A6
	NBR	textile + copper wires	NBR/SBR	16	4		EN 12115	A7
	NBR	textile + copper wires	NBR/SBR	16	4	yes	EN 12115	A8
	NBR	textile + copper wires	NBR/SBR	10	4	yes	EN12115	A9
	NBR	textile + copper wires	NBR/SBR	16	4	yes	EN 12115	A10
ering	CPE	textile	HNBR	10	4	yes		A11
	NBR	textile + copper wires	NBR/SBR	4	4	yes		A12
	NBR	textile + SS wires	NBR/PVC	25	4		EN 1762	A13
	NBR	steel wire	SBR/CR	25	10	yes		A14
	NBR	textile + copper wires	CR	20	4		EN ISO 1825 Type B	A15
	NBR	textile	CR	20	4		EN ISO 1825 Type C	A16
	NBR	textile	CR	20	4	yes	EN ISO 1825 Type E	A17
	NBR	textile	CR	20	4	yes	EN ISO 1825 Type F	A18



# CARBOPRESS N/L 10 - 20

*Suitable for fuel oils, petrol and diesel having an aromatic content not exceeded 50 % and also for grease.*

## Hose Construction

**Tube:** Black, smooth, NBR rubber compound

**Reinforcement:** Synthetic textile yarns

**Cover:** Black, smooth, abrasion, oil, fuel, and weather-resistant, antistatic (R < 1 MΩ/m) special NBR/EPDM rubber compound








- Dual pressure lines
- Also suitable for water and air in general service applications
- Design Factor 3:1

## Temperature Range

-25 °C (-13 °F) to +80 °C (+176 °F)  
up to +100 °C (+212 °F) for oil

## Tolerances

According to UNI EN ISO 1307  
Refer to Technical Handbook on page TH35

Part Number			 Max. Working Pressure				 Weight	 min. Bend Radius	in Stock
	I.D. (mm)	O.D. (mm)	MPa	psi	bar	kg/m	mm		
CARBOPRESS N/L 10									
IH30501001/100	5	12	1.0	150.0	10	0.12	40	Y	
IH30511003/100	6	12	1.0	150.0	10	0.11	50	Y	
IH30511002/100	6	13	1.0	150.0	10	0.14	50	Y	
IH30501002/100	8	15	1.0	150.0	10	0.17	65	Y	
IH30501003/100	10	17	1.0	150.0	10	0.20	80	Y	
IH30501004/100	13	20	1.0	150.0	10	0.24	105	Y	
IH30511004/100	16	23	1.0	150.0	10	0.29	130	Y	
IH30501006/40	19	27	1.0	150.0	10	0.39	150	Y	
IH30501007/50	25	35	1.0	150.0	10	0.63	200	Y	
CARBOPRESS N/L 20									
IH30502001/100	6	14	2.0	300.0	20	0.17	50	Y	
IH30502002/100	8	17	2.0	300.0	20	0.24	65	Y	
IH30502003/100	10	19	2.0	300.0	20	0.27	80	Y	
IH30512006/100	13	23	2.0	300.0	20	0.38	105	N	
IH30512010/40	16	26	2.0	300.0	20	0.44	130	Y	
IH30512007/40	19	30	2.0	300.0	20	0.57	150	N	
IH30512009/40	25	36	2.0	300.0	20	0.71	200	N	



# CARBURITE 10

*Designed for suction and delivery of mineral oils and fuels (with aromatic content not exceeding 50 %) in road and rail tankers, service stations and refineries.*

## Hose Construction

**Tube:** Black, smooth, NBR rubber compound, resistant to oil and fuel with an aromatic content not exceeding 50 %

**Reinforcement:** Synthetic textile fabrics and embedded steel wire helix

**Cover:** Black, smooth, antistatic ( $R < 1 \text{ M}\Omega/\text{m}$ ) NBR/SBR rubber compound, oil, fuel, abrasion, ageing and weather resistant



- Also suitable for water and air in general service applications
- Crimped solution with 48 series and Large Bore series
- Vacuum 0.8 bar (600 mm Hg)
- Design Factor 3:1

## Tolerances

According to RMA steel mandrel  
Refer to Technical Handbook on page TH35

## Temperature Range

-30 °C (-22 °F) to +80 °C (+176 °F)

up to +100 °C (+212 °F) for oil

Part Number	I.D. (mm)	O.D. (mm)	Max. Working Pressure			Weight kg/m	min. Bend Radius mm	in Stock
			MPa	psi	bar			
IH36530099/40	19	29	1.0	150.0	10	0.61	120	Y
IH36531004/40	25	35	1.0	150.0	10	0.80	150	Y
IH36530201/40	30	40	1.0	150.0	10	0.92	180	Y
IH36531012/40	32	42	1.0	150.0	10	0.98	190	Y
IH36530202/40	35	45	1.0	150.0	10	1.05	210	Y
IH36531002/40	38	48	1.0	150.0	10	1.13	240	Y
IH36530203/40	40	50	1.0	150.0	10	1.18	240	Y
IH36530212/40	42	52	1.0	150.0	10	1.22	252	Y
IH36530204/40	45	55	1.0	150.0	10	1.31	270	Y
IH36530205/40	50	60	1.0	150.0	10	1.46	300	Y
IH36530206/40	60	71	1.0	150.0	10	1.89	360	Y
IH36531001/40	63.5	75	1.0	150.0	10	2.09	380	Y
IH36530207/20	70	82	1.0	150.0	10	2.47	420	Y
IH36530208/20	75	87	1.0	150.0	10	2.68	450	Y
IH36530209/20	80	92	1.0	150.0	10	2.84	480	Y
IH36531003/20	90	104	1.0	150.0	10	3.64	540	Y
IH36530211/20	100	114	1.0	150.0	10	4.02	600	Y
IH36531019/20	110	124	1.0	150.0	10	4.29	660	Y
IH36531050/10	150	170	1.0	150.0	10	7.27	900	N



# OILPLUS 30

*Suction & delivery hose for multi-purpose applications requiring transfer of many types of fluids and for petroleum products with aromatic content not exceeding 50 %.*

## Hose Construction

**Tube:** Black, smooth, oil and fuel resistant NBR rubber compound suitable for petroleum products with an aromatic content not exceeding 50 %.

**Reinforcement:** Synthetic textile fabrics and embedded steel wire helix

**Cover:** Smooth, black, self-extinguishing, antistatic ( $R < 1 \text{ M}\Omega/\text{m}$ ) heat, oil, abrasion and weather resistant NBR/PVC rubber compound








- Suitable for multipurpose application
- Suitable for many different fuels included Biodiesel B100
- Wide temperature range
- High WP
- Vacuum 0.9 bar
- Design Factor 3:1

## Tolerances

According to RMA steel mandrel  
Refer to Technical Handbook on page TH35

## Temperature Range

-35 °C (-31 °F) to +100 °C (+212 °F)  
with peaks up to +120 °C (+248 °F)

Part Number			 Max. Working Pressure			 Weight	 min. Bend Radius	in Stock
	I.D. (mm)	O.D. (mm)	MPa	psi	bar	kg/m	mm	
IH36533101/40	25	37	3.0	450.0	30	0.90	150	N
IH36533102/40	32	44	3.0	450.0	30	1.10	190	N
IH36533103/40	38	51	3.0	450.0	30	1.38	230	N
IH36533106/40	50	66	3.0	450.0	30	2.07	300	N
IH36533112/40	63.5	79	3.0	450.0	30	2.93	380	N
IH36533110/40	75	93	3.0	450.0	30	3.52	450	N
IH36533113/20	100	122	3.0	450.0	30	5.88	600	N

# CARBOCORD EN 12115

According to EN 12115

*Suitable for delivery of oil and fuel with an aromatic content not exceeding 50 %.*

## Hose Construction

- Tube:** Black, smooth, NBR rubber compound, resistant to oil and fuel with an aromatic content not exceeding 50 %.
- Reinforcement:** Synthetic textile fabrics and built-in copper wires to provide electrical continuity between both ends.
- Cover:** Black, smooth, NBR/SBR rubber compound, antistatic ( $R < 1 \text{ M}\Omega/\text{m}$ ), oil, fuel, abrasion, ageing and weather resistant.



- Meets TRbF 131 Teil 2 par 5.5 (flame resistance)
- Optimal for tank truck application
- Electrical continuity guaranteed by copper wires if correctly assembled
- Design Factor 4:1

## Tolerances

According to EN 12115

Refer to Technical Handbook on page TH35

## Temperature Range

-25 °C (-13 °F) to +80 °C (+176 °F)

up to +100 °C (+212 °F) for oil

Part Number	I.D. (mm)	O.D. (mm)	Max. Working Pressure			Weight	min. Bend Radius	in Stock
			MPa	psi	bar			
IH36522309/40	19	31	1.6	232.0	16	0.60	125	N
IH36522310/40	25	37	1.6	232.0	16	0.89	150	Y
IH36522311/40	32	44	1.6	232.0	16	1.00	175	Y
IH36522312/40	38	51	1.6	232.0	16	1.30	225	Y
IH36522313/40	50	66	1.6	232.0	16	2.00	275	Y
IH36522314/40	63.5	79	1.6	232.0	16	2.40	300	Y
IH36522315/40	75	91	1.6	232.0	16	2.80	350	N
IH36522316/40	100	116	1.2	180.0	12	3.80	450	N



# CHEMIOEL EN 12115

According to EN 12115

*Designed for suction and delivery of mineral oils and fuels with an aromatic content not exceeding 50 %.*

## Hose Construction

- Tube:** Black, smooth, NBR rubber compound, resistant to oil and fuel with an aromatic content not exceeding 50 %
- Reinforcement:** Synthetic textile fabrics, embedded steel wire helix and built-in copper wire to facilitate the electrical connection between the hose and the end couplings
- Cover:** Black, smooth, NBR/SBR rubber compound, antistatic (R < 1 MΩ/m), oil, fuel, abrasion, ageing and weather resistant



- Meets TRbF 131 Teil 2 par 5.5 (flame resistance)
- Optimal for tank truck application
- Crimped solution with 48 series and Large Bore series
- Vacuum 0.9 bar for ID up to 63.5 mm then 0.8 bar
- Design Factor 4:1






## Tolerances

According to EN 12115

Refer to Technical Handbook on page TH35

## Temperature Range

-25 °C (-13 °F) to +80 °C (+176 °F)  
up to +100 °C (+212 °F) for oil

Part Number			 Max. Working Pressure			 Weight	 min. Bend Radius	in Stock
	I.D. (mm)	O.D. (mm)	MPa	psi	bar	kg/m	mm	
IH36530229/40	19	31	1.6	232.0	16	0.70	125	Y
IH36530230/40	25	37	1.6	232.0	16	0.90	150	Y
IH36530231/40	32	44	1.6	232.0	16	1.20	175	Y
IH36530232/40	38	51	1.6	232.0	16	1.50	225	Y
IH36530233/40	50	66	1.6	232.0	16	2.30	275	Y
IH36530234/40	63.5	79	1.6	232.0	16	2.80	300	Y
IH36530235/40	75	91	1.6	232.0	16	3.30	350	Y
IH36530236/20	100	116	1.2	180.0	12	4.70	450	Y

# CHEMIOEL EN 12115 OND

According to EN 12115

*Specially designed for suction and delivery of mineral oils and fuels with an aromatic content not exceeding 50 %, mud and hydrocarbons for trucks when a lightweight and flexible hose is required.*

## Hose Construction

- Tube:** Black, smooth, NBR rubber compound, resistant to oil and fuel with an aromatic content not exceeding 50 %
- Reinforcement:** Synthetic textile fabrics, embedded steel wire helix and built-in a copper wire to facilitate the electrical connection between the hose and the end couplings
- Cover:** Black, smooth, NBR/SBR rubber compound, antistatic ( $R < 1 \text{ M}\Omega/\text{m}$ ), oil, fuel, abrasion, ageing and weather resistant



- Meets TRbF 131 Teil 2 par 5.5 (flame resistance)
- Very low bending radius
- Electrical continuity guaranteed by copper wires if correctly assembled
- Vacuum 0.9 bar
- Design Factor 4:1

## Temperature Range

-25 °C (-13 °F) to +80 °C (+176 °F)  
up to +100 °C (+212 °F) for oil

## Tolerances

According to EN 12115  
Refer to Technical Handbook on page TH35

Part Number	I.D. (mm)	O.D. (mm)	Max. Working Pressure			Weight	min. Bend Radius	in Stock
			MPa	psi	bar			
IH36530250/40	19	—	1.0	150.0	10	0.77	60	N
IH36530251/40	25	—	1.0	150.0	10	0.95	75	N
IH36530252/40	32	—	1.0	150.0	10	1.15	100	N
IH36530253/40	38	—	1.0	150.0	10	1.50	120	N
IH36530254/40	50	—	1.0	150.0	10	2.22	150	Y
IH36530255/40	63.5	—	1.0	150.0	10	2.72	190	N
IH36530256/20	75	—	1.0	150.0	10	3.22	225	Y
IH36530257/20	100	—	1.0	150.0	10	5.04	300	N



# CERVINO EN 12115

According to EN 12115

*Suction and delivery of mineral oils and fuels, with an aromatic content not exceeding 50 %. The special compounds make the hose specially indicated for outdoor applications, when low temperature conditions are implicated.*

## Hose Construction

- Tube:** Black, smooth, NBR rubber compound, resistant to oil and fuel with an aromatic content not exceeding 50 %
- Reinforcement:** Synthetic textile fabrics, embedded steel wire helix and built-in copper wire to facilitate the electrical connection between the hose and the end couplings
- Cover:** Black, smooth, abrasion resistance NBR/SBR rubber compound, antistatic ( $R < 1 \text{ M}\Omega/\text{m}$ ), oil, fuel, low temperature, ageing and weather resistant



- Technology nitrogen tested for safe air applications
- Cold bend tested as per ISO 4672 without cracks
- Good result on cover abrasion test as per ISO 6945
- Crimped solution with 48 series and Large Bore series
- Vacuum 0.8 bar (600 mm Hg)
- Design Factor 4:1






## Temperature Range

-40 °C (-40 °F) to +80 °C (+176 °F)  
up to +100 °C (+212 °F) for oil

## Tolerances

According to EN 12115

Refer to Technical Handbook on page TH35

Part Number			 Max. Working Pressure			 Weight	 min. Bend Radius	in Stock
	I.D. (mm)	O.D. (mm)	MPa	psi	bar	kg/m	mm	
IH36530430/40	50	66	1.6	232.0	16	2.30	200	Y
IH36530431/40	63.5	79	1.6	232.0	16	2.80	250	Y
IH36530432/40	75	91	1.6	232.0	16	3.30	300	Y
IH36530433/40	100	116	1.2	180.0	12	4.70	400	Y



# E-Z FORM™ HT

## Parker Global Product

*Extremely flexible, lightweight, high temperature petroleum-based oil suction/return hose designed to resist cracking and deterioration for the extreme heat generated in Tier IV engine. It may also be used in non-SAE power steering applications (as a low pressure return line only). The lightweight Greek corrugated hose construction incorporates a wire helix that provides full suction capability. The unique corrugations are tightly pitched and precision-engineered, providing extreme flexibility compared to the traditional rounded corrugation profile. The cover is resistant to high temperature oil in high temperature environments.*

### Hose Construction

**Tube:** Black CPE  
**Reinforcement:** Multiple textile braids with helix  
**Cover:** Black Hydrogenate NBR, Greek corrugated finish








- Saves time and costs thanks to easy and quick assembly
- Superior kink resistance, minimal force to bend, outstanding flexibility
- In buses, cranes, trucks and mobile/heavy duty off-road equipment
- Design Factor 4:1
- Vacuum: 0,9 bar

### Temperature Range

-40 °C (-40 °F) to +150 °C (+302 °F)

### Tolerances

According to UNI EN ISO 1307  
 Refer to Technical Handbook on page TH35

Part Number			 Max. Working Pressure			 Weight	 min. Bend Radius	in Stock
	I.D. (mm)	O.D. (mm)	MPa	psi	bar	kg/m	mm	
7399-0500025	12.7	23.8	1.0	150	10	0.43	23	Y
7399-0625025	15.9	27.0	1.0	150	10	0.54	33	Y
7399-0750025	19.1	30.0	1.0	150	10	0.56	36	Y
7399-0875025	22.2	32.8	1.0	150	10	0.61	36	Y
7399-1000025	25.4	36.0	1.0	150	10	0.66	36	Y

coils of 7.62 m (25 feet)



## RAGUSA 4

*Suitable for suction and delivery of mineral oils and fuels having an aromatic content not exceeding 50 %, when a lightweight and flexible hose is required.*

### Hose Construction

- Tube:** Black, smooth, NBR rubber compound, resistant to oil and fuel with an aromatic content not exceeding 50 %
- Reinforcement:** Synthetic textile fabrics, embedded steel wire helix and built-in copper wire for electrical continuity at both ends
- Cover:** Black, oil, fuel, abrasion and weather resistant, antistatic ( $R < 1 \text{ M}\Omega/\text{m}$ ) corrugated NBR/SBR rubber compound. Generally manufactured with soft cuffed ends and supplied in lengths required








- Very low bending radius
- Customized length
- Soft cuffed ends for clamps fixing
- Design Factor 4:1

### Temperature Range

-25 °C (-13 °F) to +80 °C (+176 °F)  
up to +100 °C (+212 °F) for oil

### Tolerances

According to RMA steel mandrel  
Refer to Technical Handbook on page TH35

Part Number			 Max. Working Pressure			 Weight	 min. Bend Radius	in Stock
	I.D. (mm)	O.D. (mm)	MPa	psi	bar	kg/m	mm	
IH36538101/0	50	–	0.4	58.0	4	1.39	200	N
IH36538105/0	63.5	–	0.4	58.0	4	1.89	250	N
IH36538102/0	75	–	0.4	58.0	4	2.19	300	N
IH36538103/0	80	–	0.4	58.0	4	2.32	320	N
IH36538104/0	100	–	0.4	58.0	4	3.08	400	N

# GASTRUCK EN 1762 D-M

According to EN 1762

*Liquid gas application (methane, propane, LPG) loading of tankers. According to EN 1762 (hoses and hose assemblies for LPG and natural gas).*

## Hose Construction

- Tube:** Black, smooth, low diffusion rate NBR rubber compound
- Reinforcement:** Synthetic textile yarns or plies, embedded stainless steel built-in wire to facilitate the electrical connection between the hose and the end couplings
- Cover:** Black, smooth, antistatic ( $R < 1 \text{ M}\Omega/\text{m}$ ), abrasion, oil, fuel and weather resistant NBR/PVC rubber compound. Pin-pricked to prevent the formation of blisters

## Temperature Range






-30 °C (-22 °F) to +70 °C (+158 °F)



- Electrical continuity guaranteed by SS wires if correctly assembled
- Low permeability
- Pin-pricked cover
- Design Factor 4:1

## Tolerances

On inside diameter	
≤ I.D. 38 mm	± 0.50 mm
> I.D. 38 mm	± 0.60 mm
On outside diameter	
≤ O.D. 52 mm	± 1.00 mm
> O.D. 52 mm	± 1.20 mm
Length tolerance	± 1 %

Part Number			 Max. Working Pressure			 Weight	 min. Bend Radius	in Stock
	I.D. (mm)	O.D. (mm)	MPa	psi	bar	kg/m	mm	
IH30515072/40	16	26	2.5	362.5	25	0.51	125	N
IH36520580/40	19	31	2.5	362.5	25	0.66	160	Y
IH36520581/40	25	38	2.5	362.5	25	0.88	200	Y
IH36520582/40	32	45	2.5	362.5	25	1.15	250	Y
IH36520583/40	38	52	2.5	362.5	25	1.32	320	Y
IH36520584/40	50	66	2.5	362.5	25	1.90	400	Y



## ROBUR GPL

*Liquid gas applications (methane, propane, LPG) in the loading and unloading of tankers and in the service stations.*

### Hose Construction

- Tube:** Low diffusion rate seamless extruded NBR rubber compound of uniform thickness.
- Reinforcement:** Two braids of high tensile steel wire
- Cover:** Black, SBR/CR rubber compound pin-pricked to prevent the formation of blisters, resistant to abrasion, oils, ozone and weathering



- Suitable for vacuum application
- Low permeability
- Pin-pricked cover
- Design Factor 10:1
- Vacuum 0.5 bar

### Tolerances

Length tolerance  $\pm 1\%$

### Temperature Range

-30 °C (-22 °F) to +70 °C (+158 °F)

Part Number	Nominal Diameter		O.D. (mm)	Max. Working Pressure			Weight kg/m	min. Bend Radius mm	in Stock
	(mm)	(inch)		MPa	psi	bar			
IH36520561/0	8	5/16	17.7	2.5	362.5	25	0.45	70	N
IH36520562/0	9.5	3/8	20.2	2.5	362.5	25	0.56	80	N
IH36520563/0	13	1/2	23.2	2.5	362.5	25	0.68	90	Y
IH36520564/0	16	5/8	26.5	2.5	362.5	25	0.80	95	Y
IH36520565/0	19	3/4	30.5	2.5	362.5	25	1.03	100	Y
IH36520566/0	25	1	38.5	2.5	362.5	25	1.41	150	Y
IH36520567/0	32	1 1/4	45.6	2.5	362.5	25	1.82	200	N
IH36520568/0	38	1 1/2	52	2.5	362.5	25	2.00	280	N
IH36520569/0	51	2	66.5	2.5	362.5	25	2.86	350	Y

# JETCORD B ISO 1825

According to EN ISO 1825 type B

*Designed for the ground refuelling of aircraft.*

## Hose Construction

**Tube:** Black, smooth, NBR rubber compound, resistant to aviation gasoline and jet fuels having an aromatic content not exceeding 50 %

**Reinforcement:** Synthetic textile fabrics, with built-in copper wire to ensure the electrical continuity

**Cover:** Black, CR rubber compound, resistant to mineral oil, fuels, abrasion, ozone and weathering

## Temperature Range

-40 °C (-40 °F) to +70 °C (+158 °F)



- Suggested brass fitting to prevent sparks
- Supplied with test report
- Design Factor 4:1

## Tolerances

According to EN ISO 1825

Refer to Technical Handbook on page TH35

Part Number	I.D. (mm)	O.D. (mm)	Max. Working Pressure			Weight	min. Bend Radius	in Stock
			MPa	psi	bar			
IH36522850/40	25	39	2.0	300.0	20	0.93	150	N
IH36522851/40	32	46	2.0	300.0	20	1.12	187	N
IH36522852/40	38	52	2.0	300.0	20	1.31	225	N
IH36522853/40	50	67	2.0	300.0	20	2.04	275	N
IH36522854/40	63.5	80	2.0	300.0	20	2.5	300	N
IH36522856/40	75	92	2.0	300.0	20	2.9	300	N
IH36522855/40	100	122	2.0	300.0	20	5.02	450	N



# JETCORD C ISO 1825

According to EN ISO 1825 type C

*Designed for the ground refuelling of aircraft non-electrically bonded, but incorporating an antistatic cover compound.*

## Hose Construction

- Tube:** Black, smooth, NBR rubber compound, resistant to aviation gasoline and jet fuels having an aromatic content not exceeding 50 %
- Reinforcement:** Synthetic textile fabrics
- Cover:** Black, antistatic ( $R > 10^3 < 10^6 \Omega/m$ ), CR rubber compound, resistant to mineral oil, fuels, abrasion, ozone and weathering

## Temperature Range

-40 °C (-40 °F) to +70 °C (+158 °F)








- Suggested brass fitting to prevent sparks
- Supplied with test report
- Design Factor 4:1

## Tolerances

According to EN ISO 1825

Refer to Technical Handbook on page TH35

Part Number			 Max. Working Pressure			 Weight	 min. Bend Radius	in Stock
	I.D. (mm)	O.D. (mm)	MPa	psi	bar	kg/m	mm	
IH36522897/40	25	39	2.0	300.0	20	0.90	150	N
IH36522898/40	32	46	2.0	300.0	20	1.10	187	N
IH36522899/40	38	52	2.0	300.0	20	1.28	225	N
IH36522900/40	50	67	2.0	300.0	20	2.01	275	N
IH36522901/40	63.5	80	2.0	300.0	20	2.47	300	N
IH36522902/40	75	92	2.0	300.0	20	2.87	300	N
IH36522903/40	100	122	2.0	300.0	20	5.00	450	N



# JETCORD E ISO 1825

According to EN ISO 1825 type E

*Designed for use in all operations associated with the ground refuelling and fuel discharging of aircraft with enhanced defuelling capability, electrically conducting and incorporating a wire helix reinforcement.*

## Hose Construction

**Tube:** Black, smooth, NBR rubber compound, resistant to aviation gasoline and jet fuels having an aromatic content not exceeding 50 %

**Reinforcement:** Synthetic textile fabrics and embedded wire helix

**Cover:** Black, CR rubber compound, resistant to mineral oil, fuels, abrasion, ozone and weathering



- Suggested brass fitting to prevent sparks
- Supplied with test report
- Design Factor 4:1
- Vacuum 0.85 bar

## Tolerances

According to EN ISO 1825

Refer to Technical Handbook on page TH35

## Temperature Range

-40 °C (-40 °F) to +70 °C (+158 °F)

Part Number	I.D. (mm)	O.D. (mm)	Max. Working Pressure			Weight kg/m	min. Bend Radius mm	in Stock
			MPa	psi	bar			
IH36522940/40	25	40	2.0	300.0	20	1.15	150	N
IH36522941/40	32	46	2.0	300.0	20	1.31	187	N
IH36522942/40	38	54	2.0	300.0	20	1.76	225	N
IH36522943/40	50	67	2.0	300.0	20	2.36	275	N
IH36522945/40	63.5	82	2.0	300.0	20	3.29	300	N
IH36522944/40	75	94	2.0	300.0	20	3.83	300	N
IH36522946/40	100	122	2.0	300.0	20	5.96	450	N



# JETCORD F ISO 1825

According to EN ISO 1825 type F

*Designed for use in all operations associated with the ground refuelling and fuel discharging of aircraft with enhanced defuelling capability, non-electrically conducting and incorporating a non-metallic helix reinforcement with an antistatic cover compound.*

## Hose Construction

- Tube:** Black, smooth, NBR rubber compound, resistant to aviation gasoline and jet fuels having an aromatic content not exceeding 50 %
- Reinforcement:** Synthetic textile fabrics and embedded nylon helix
- Cover:** Black, antistatic ( $R > 10^3 < 10^6 \Omega/m$ ), CR rubber compound, resistant to mineral oil, fuels, abrasion, ozone and weathering








- Suggested brass fitting to prevent sparks
- Supplied with test report
- Design Factor 4:1
- Vacuum 0.65 bar

## Tolerances

According to EN ISO 1825  
Refer to Technical Handbook on page TH35

## Temperature Range

-40 °C (-40 °F) to +70 °C (+158 °F)

Part Number			 Max. Working Pressure			 Weight	 min. Bend Radius	in Stock
	I.D. (mm)	O.D. (mm)	MPa	psi	bar	kg/m	mm	
IH36522926/40	25	41	2.0	300.0	20	1.26	150	N
IH36522927/40	32	52	2.0	300.0	20	1.67	187	N
IH36522928/40	38	58	2.0	300.0	20	1.90	225	N
IH36522929/40	50	70	2.0	300.0	20	2.45	275	N
IH36522930/40	63.5	83.5	2.0	300.0	20	3.03	300	N
IH36522931/40	75	98	2.0	300.0	20	3.98	300	N
IH36522932/40	100	127	2.0	300.0	20	6.07	450	N

CARBOPRESS EN ISO 7840 A1 CE 0082 MADE IN ITALY



aerospace  
climate control  
electromechanical  
filtration  
fluid & gas handling  
hydraulics  
pneumatics  
process control  
sealing & shielding



## Automotive & Boat



ENGINEERING YOUR SUCCESS.



## B – Automotive & Boat

Hose	ID Range (mm)	Temp. Range (°C)	Application
RADIOR 10	7 - 15	-30 / +100	cooling line system
E-Z FROM GS	12.7 - 102	-45 / +125	high flexible hose for coolant line system
RADIOR DIN 6	10 - 50	-40 / +125	cooling line system
Series 6722	6 - 25	-54 / +177	Heater and cooling line system
AIRBRAKE DIN 74310	9 - 13	-40 / +70	breaking system
AIRBRAKE SAE J 1402-A	9.5 - 12.7	-46 / +100	breaking system
Series 395 SAE J 30R7	4.8 - 12.7	-40 / +125	car & motorbike fuel system
TBSE	4 - 10	-30 / +100	car & motorbike fuel system
TBE	3 - 7.5	-20 / +90	car & motorbike fuel system
CARBOBLUE N/L 10	16 - 25	-40 / +100	nox reducing system
CARBOBLUE N/L 20	6 - 25	-40 / +100	nox reducing system
WAVEMASTER™	6.3 - 16	-29 / +100	marine barrier fuel hose
SM/TR 311	19 - 127	-20 / +80	coolant line
SUPER-FLEX® FL-7	4.7 - 19.1	-40 / +125	low permation fuel hose
SUPER-FLEX® FL	4.7 - 15.9	-30 / +125	low permation fuel hose



	Tube	Reinforce- ment	Cover	WP (bar)	Design Factor	Suction	Industry standard	Page
	EPDM	textile	EPDM	10	3			<b>B4</b>
	EPDM	textile	EPDM	5	4	yes	SAE J 20R2 - D1	<b>B5</b>
	EPDM	textile	EPDM	6	3			<b>B6</b>
	SILICONE	textile	SILICONE	5.7	3		SAE J20R3 Class A	<b>B7</b>
	EPDM	textile	EPDM	10	4		DIN 74310	<b>B8</b>
	EPDM	textile	EPDM	16	4		SAE J 1402-A	<b>B9</b>
	NBR	textile	CR	2.4 5.2	5		SAE 30 R7	<b>B10</b>
	NBR	textile	NBR/EPDM	10	3			<b>B11</b>
	NBR	textile		10	3			<b>B12</b>
	EPDM	textile	EPDM	10	3			<b>B13</b>
	EPDM	textile	EPDM	20	3			<b>B13</b>
	NYLON	textile	NBR/PVC	7	4		Refer to the page	<b>B14</b>
	NBR	textile	NBR/CR	3	> 3.5	yes	EN ISO 7840 A1	<b>B15</b>
	NBR/THV	textile	CPE	3.4	5		SAEJ30R7/J30R14T2	<b>B16</b>
	NBR/ barrier	textile	CPE	6.9	5		AEJ30R7/J30R14T2	<b>B17</b>



# RADIOR 10

*Flexible rubber hose for delivery of hot water in heating and cooling of automotive LPG and methane systems.*

## Hose Construction

**Tube:** Black, smooth EPDM nitrosamine free rubber compound

**Reinforcement:** Synthetic textile yarns

**Cover:** Smooth, black, heat, ageing and weather-resistant EPDM nitrosamine free rubber compound

## Temperature Range






-30 °C (-22 °F) to + 100 °C (+212 °F)  
with peaks +120 °C (+248 °F)



- Specific for cooling system
- Robust structure to avoid kinking
- Design Factor 3:1

## Tolerances

According to UNI EN ISO 1307  
Refer to Technical Handbook on page TH35

Part Number			 Max. Working Pressure			 Weight	 min. Bend Radius	in Stock
	I.D. (mm)	O.D. (mm)	MPa	psi	bar	kg/m	mm	
IH30114029/100	7	13	1.0	150.0	10	0.13	50	N
IH30114030/100	15	23	1.0	150.0	10	0.35	90	Y





## E-Z FORM GS

*Designed to handle air, coolant, mild chemicals and water. Extremely flexible, lightweight provides full suction capability and a path to conduct a static electrical charge to ground. The unique Greek cover corrugations provides minimal force-to-bend, superior kink resistance, and maximum flexibility for ease of handling, used where formed hose might normally be required.*

### Hose Construction

- Tube:** Black EPDM, antistatic rubber compound
- Reinforcement:** Multiple textile plies with wire helix
- Cover:** Black EPDM rubber compound resistant to weathering, greek corrugated finish








- Premium grade high temperature EPDM materials
- Saves time and costs thanks to easy and quick assembly
- Superior kink resistance, minimal force to bend, outstanding flexibility
- Performance equal to SAE J20R2-D1
- Design Factor 4:1
- Vacuum: 0.9 bar

### Tolerances

According to UNI EN ISO 1307  
Refer to Technical Handbook on page TH35

### Temperature Range

-45 °C (-50 °F) to +125 °C (+257 °F)

Part Number	 I.D. (mm)	 O.D. (mm)	 Max. Working Pressure			 Weight	 min. Bend Radius	in Stock
			MPa	psi	bar			
IH73950500/10	12.7	23.8	0.5	75	5	0.4	23	Y
IH73950625/10	15.9	27	0.5	75	5	0.49	33	Y
IH73950750/10	19.1	30	0.5	75	5	0.52	36	Y
IH73951000/10	25.4	36	0.5	75	5	0.61	36	Y
IH73951125/10	29	38	0.5	75	5	0.62	46	Y
IH73951250/10	32	43	0.5	75	5	0.75	56	Y
IH73951375/10	35	46	0.5	75	5	0.79	71	Y
IH73951500/10	38	49	0.5	75	5	0.85	74	Y
IH73952000/10	51	63	0.5	75	5	1.44	117	Y
IH73952250/10	57	70	0.5	75	5	1.61	165	Y
IH73952375/10	60	73	0.5	75	5	1.64	175	Y
IH73952500/10	63.5	76.5	0.5	75	5	1.74	183	Y
IH73953000/10	76	90	0.5	75	5	2.23	223	Y
IH73954000/10	102	116	0.5	75	5	3.28	340	Y



# RADIOR DIN 6 (COILS)

*Designed for cooling systems of automotive engines and stationary engines and for refrigerant systems.*

## Hose Construction

- Tube:** Black, smooth, heat resistant EPDM rubber compound according to DIN 73411 - 1996\*
- Reinforcement:** Synthetic textile fabrics yarns
- Cover:** Black, smooth, wrapped finish, heat, ageing and weather-resistant EPDM rubber compound according to DIN 73411 - 1996\*

\*The tube and the cover compounds are according to DIN 73411 - 1996 in the following principal areas: tensile, strength, density, hardness, laceration, swellings, aging and dry residue.

## Temperature Range

-40 °C (-40 °F) to +125 °C (+257 °F)  
with peaks to +140 °C (+284 °F)








- Hose fully compliant to DIN73411 up to ID 25
- Compounds according to DIN 73411 for: tensile, strength, density, hardness, laceration, swellings, aging and dry residue
- Specific for cooling system at high temperature
- For Automotive and general industries application
- Design Factor 3:1
- Available on request in Cut Length of 1 m

## Tolerances

I.D. ≤ 25 mm  
according to UNI EN ISO 1307

I.D. > 25 mm  
according to RMA steel mandrel  
*Refer to Technical Handbook on page TH35*

Part Number			 Max. Working Pressure			 Weight	 min. Bend Radius	in Stock
	I.D. (mm)	O.D. (mm)	MPa	psi	bar	kg/m	mm	
IH30836101/40	10	17	0.6	90.0	6.0	0.17	–	Y
IH30836103/40	13	20	0.6	90.0	6.0	0.21	–	Y
IH30836104/40	15	22	0.6	90.0	6.0	0.23	–	Y
IH30836105/40	16	23	0.6	90.0	6.0	0.25	–	Y
IH30836106/40	18	25	0.6	90.0	6.0	0.27	–	Y
IH30836107/40	20	27	0.6	90.0	6.0	0.30	–	Y
IH30836108/40	22	29	0.6	90.0	6.0	0.33	–	Y
IH30836109/40	25	34	0.6	90.0	6.0	0.48	–	Y
IH36836110/40	28	36	0.6	90.0	6.0	0.52	–	Y
IH36836111/40	30	38	0.6	90.0	6.0	0.55	–	Y
IH36836112/40	32	40	0.6	90.0	6.0	0.58	–	Y
IH36836113/40	35	43	0.6	90.0	6.0	0.63	–	Y
IH36836114/40	38	48	0.6	90.0	6.0	0.88	–	Y
IH36836115/40	40	50	0.6	90.0	6.0	0.92	–	Y
IH36836116/40	42	52	0.6	90.0	6.0	0.96	–	Y
IH36836117/40	45	55	0.6	90.0	6.0	1.02	–	Y
IH36836119/40	50	60	0.6	90.0	6.0	1.11	–	Y

RADIOR DIN – A – I.D. x TH – EPDM / P / EPDM – 6 bar – 125°C  (yellow ink x LL and yellow embossed x MM) Y/W (with traceability code)



# SERIES 6722

## Parker Global Product

*Extruded heater hose that meets or exceeds SAEJ20R3 Class A specifications. This product is utilized as standard equipment on trucks, cars and buses. Since this product is extruded it can be offered in long lengths, which saves money by reducing scrap. These hoses are resistant to coolant solutions, cracking, ozone, cold leaks, peeling and aging.*

### Hose Construction

**Tube:** Brick Red Silicone rubber compound, heat and cold resistant  
**Reinforcement:** High-temperature-resistant plies  
**Cover:** Blue, Silicone rubber resistant to weathering, ozone and cracking

### Temperature Range






-54 °C (-65 °F) to +177 °C (+350 °F)



- Specific for Heater and Cooling system on cars, trucks and buses
- For Automotive and general industries application
- According to SAE J20R3 Class A and SAE J2387
- Design Factor 3:1

### Tolerances

According to UNI EN ISO 1307  
 Refer to Technical Handbook on page TH35

Part Number	 I.D. (mm)	 O.D. (mm)	 Max. Working Pressure			 Weight	 min. Bend Radius	in Stock
			MPa	psi	bar			
6722-0250050	6	13	0.57	83	5.7	0.150	13	N
6722-0375050	10	18	0.57	83	5.7	0.196	19	N
6722-0500050	13	21	0.57	83	5.7	0.251	38	Y
6722-0625050	16	24	0.57	83	5.7	0.357	44	Y
6722-0750050	19	27	0.46	67	4.6	0.385	70	Y
6722-1000050	25	34	0.40	58	4.0	0.506	127	Y

coils of 15.24 m (50 feet)



# AIRBRAKE DIN 74310

According to DIN 74310  
Parker Global Product

Widely used in automotive air brake systems.

## Hose Construction

- Tube:**
- Black, smooth EPDM nitrosamine free rubber compound
- Reinforcement:**
- Stress-resistant, synthetic textile yarns
- Cover:**
- Black, abrasion, ageing and weather-resistant, smooth EPDM nitrosamine free rubber compound

## Temperature Range

-40 °C (-40 °F) to + 70 °C (+158 °F)








- Recommended DIN 74304 and DIN 74325 fittings and DIN 3017 clamps
- Automotive application
- Nitrosamine free compounds
- Design Factor 4:1



## Tolerances

According to DIN 74310  
Refer to Technical Handbook on page TH35

Part Number			 Max. Working Pressure			 Weight		 min. Bend Radius	in Stock
	I.D. (mm)	O.D. (mm)	MPa	psi	bar	kg/m	mm		
IH30315103/40	9	16	1.0	150.0	10	0.19	65	Y	
IH30315116/40	11	18	1.0	150.0	10	0.22	70	Y	
IH30315115/40	13	25	1.0	150.0	10	0.49	100	Y	



# AIRBRAKE SAE J 1402-A

According to SAE J 1402-A  
Parker Global Product

*Widely used in automotive air brake systems.*

## Hose Construction

**Tube:** Black, smooth EPDM nitrosamine free rubber compound

**Reinforcement:** Synthetic textile yarns

**Cover:** Black, smooth, abrasion, ageing and weather-resistant, smooth EPDM nitrosamine free rubber compound

## Temperature Range






-46 °C (-50 °F) to +100 °C (+212 °F)



- Tighter tolerances on ID and OD
- Automotive application
- Superior cover compound resistant to abrasion and weathering
- Design Factor 4:1

## Tolerances

According to SAE J1402 – TABLE A  
Refer to Technical Handbook on page TH35

Part Number		Nominal Diameter			Max. Working Pressure				Weight		min. Bend Radius	in Stock
	(mm)	(inch)	O.D. (mm)	MPa	psi	bar	kg/m	mm				
IH30315117/153	9.5	3⁄8	19	1.6	225	16	0.3	45	Y			
IH30315119/153	12.7	1⁄2	22.2	1.6	225	16	0.39	50	Y			

PARKER AIR BRAKE 3/8 (9.5 mm) SAE J 1402 A MC 92 (traceability code)



## SERIES 395 SAE J30R7

Series 395 is a fuel line/vapor emission hose for refined fuels such as biodiesel (to B20 in dedicated and non-dedicated service), diesel, ethanol and gasoline. The hose is flexible for easy routing in and around small engines and small engine compartments, and the cover is resistant to abrasion, oil and weathering.

### Hose Construction

**Tube:** Black nitrile  
**Reinforcement:** Multiple textile plies  
**Cover:** Black chloroprene; smooth finish

### Temperature Range






-40 °C (-40 °F) to +125 °C (+257 °F)



- Low pressure fuel lines, vapor emission service
- B20, diesel, ethanol, gasoline
- Agricultural equipment, autos, buses, construction equipment, off-road equipment
- Design factor 5:1

### Tolerances

According to SAE J30 R7  
 Refer to Technical Handbook on page TH35

Part Number			 Max. Working Pressure			 Weight	 min. Bend Radius	in Stock
	I.D. (mm)	O.D. (mm)	MPa	psi	bar			
39553	4.8	10.3	0.52	75	5.2	0.100	50.8	N
39550	6.4	12.7	0.34	50	3.4	0.164	50.8	N
39551	7.9	14.3	0.34	50	3.4	0.166	76.2	Y
39552	9.5	15.9	0.34	50	3.4	0.200	88.9	Y
39554	12.7	19.8	0.24	35	2.4	0.260	101.6	Y

Supplied in reels of 250 feet each (76.2 m), with max 2 lengths at least 25 feet (7.62 m) long





# TBSE

*Designed for general applications in fuel systems where low permeability levels are required. Suitable for leaded and unleaded fuels and diesel.*

## Hose Construction

**Tube:** Black, oil and fuel resistant, smooth, antistatic ( $R < 1 \text{ M}\Omega/\text{m}$ ), NBR rubber compound

**Reinforcement:** Synthetic textile yarns

**Cover:** Black, oil, fuel, abrasion, weather-resistant, smooth, antistatic ( $R < 1 \text{ M}\Omega/\text{m}$ ), NBR/EPDM rubber compound




- Antistatic cover and tube compounds
- Low permeability
- Suitable for B20 and E100 up to 70 °C
- Available packaging in reels for display stand
- Design Factor 3:1

## Tolerances

According to UNI EN ISO 1307  
Refer to Technical Handbook on page TH35

## Temperature Range

-30 °C (-22 °F) to +100 °C (+212 °F)

Part Number				Max. Working Pressure				Weight		min. Bend Radius	in Stock
	I.D. (mm)	O.D. (mm)	MPa	psi	bar	kg/m		mm			
Coils											
IH30871001/100	4	9	1.0	150.0	10	0.07		30	Y		
IH30871011/100	5	10	1.0	150.0	10	0.08		40	Y		
IH30871021/100	6	13	1.0	150.0	10	0.14		55	Y		
IH30871031/100	7	13	1.0	150.0	10	0.13		55	Y		
IH30871041/100	7.5	14	1.0	150.0	10	0.15		65	Y		
IH30871051/100	10	16	1.0	150.0	10	0.17		75	Y		
Reels											
IH30871001/15-R90*	4	9	1.0	150.0	10	0.07		30	Y		
IH30871011/15-R90*	5	10	1.0	150.0	10	0.08		40	Y		
IH30871021/15-R90*	6	13	1.0	150.0	10	0.14		55	Y		
IH30871031/15-R90*	7	13	1.0	150.0	10	0.13		55	Y		
IH30871041/15-R90*	7.5	14	1.0	150.0	10	0.15		65	Y		
IH30871051/10-R60**	10	16	1.0	150.0	10	0.17		75	Y		

\* box quantity = 6 x 15 m (reels)

\*\* box quantity = 6 x 10 m (reels)

ORIGINAL ECO 1 TBSE MADE IN ITALY



## TBE

*Designed for particular applications in fuel systems where textile cover is requested.  
Suitable for leaded and unleaded fuels and diesel.*

### Hose Construction

**Tube:** Black, oil and fuel resistant, smooth NBR rubber compound

### Reinforcement/

**Cover:** High tensile polyester textile over-braid, resistant to abrasion, fuel, oil and weathering

### Temperature Range

-20 °C (-4 °F) to +90 °C (+194 °F)








- Available in reels only
- Suitable for B20 and E100 up to 70 °C
- Designed for motorbike fuel supply
- Design Factor 3:1

### Tolerances

On inside diameter: + 0 / - 0.5 mm

Length tolerance: ± 1 %

Part Number			 Max. Working Pressure			 Weight	 min. Bend Radius	in Stock
	I.D. (mm)	O.D. (mm)	MPa	psi	bar	kg/m	mm	
IH11001300/15-R90*	3	7	1.0	150.0	10	0.04	30	Y
IH11001345/15-R90*	7.5	14.5	1.0	150.0	10	0.13	65	Y



# CARBOBLUE N/L 10 - 20

## Parker Global Product

*Carboblue is specially designed for applications where there is a requirement for extracting NOx (nitrogen oxide and its mixtures that emit polluted substances into the environment during air combustion) and dramatically reducing exhaust gas from diesel engines. These objectives are included in European parameters EURO IV and EURO V.*

### Hose Construction

**Tube:** Black, smooth, antistatic  
( $R < 1 \text{ M}\Omega/\text{m}$ ) and sulphur free  
EPDM rubber compound nitrosamine free with peroxide curing.

*Extensive tests on tensile stress, cold bending, heat, and laceration resistance on compound in contact with the additive did not show alteration of its state.*

**Reinforcement:** Synthetic textile fabrics  
**Cover:** Black, smooth, antistatic  
( $R < 1 \text{ M}\Omega/\text{m}$ ), EPDM rubber compound nitrosamine free, ageing, heat and weather resistant



- Compatibility approved by Urea (AUS32) manufacturer and third part laboratory approved for ISO 22241
- Environmental friendly
- Nitrosamine free
- Design Factor 3:1








### Temperature Range

-40 °C (-40 °F) +100 °C (+212 °F)  
with peaks up to +120 °C (+248 °C)

### Tolerances

According to UNI EN ISO 1307  
Refer to Technical Handbook on page TH35

Part Number			 Max. Working Pressure			 Weight	 min. Bend Radius	in Stock
	I.D. (mm)	O.D. (mm)	MPa	psi	bar	kg/m	mm	
CARBOBLUE N/L 10								
IH30515030/100	16	23	1.0	150.0	10	0.27	100	N
IH30515031/80	19	27	1.0	150.0	10	0.37	115	Y
IH30515032/50	25	36	1.0	150.0	10	0.68	150	N
CARBOBLUE N/L 20								
IH30515043/100	6	12	2.0	300.0	20	0.11	40	Y
IH30515044/100	8	15	2.0	300.0	20	0.16	50	Y
IH30515045/100	10	17	2.0	300.0	20	0.19	60	N
IH30515046/100	13	20	2.0	300.0	20	0.23	80	N
IH30515040/80	16	26	2.0	300.0	20	0.43	100	Y
IH30515041/80	19	30	2.0	300.0	20	0.56	115	N
IH30515047/50	25	37	2.0	300.0	20	0.76	150	N



# WAVEMASTER™

## Parker Global Product

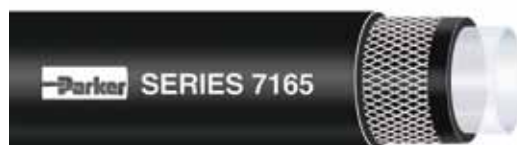
*Premium low permeation fuel tank feed and vent hose for refined fuels such as biodiesel, alcohol blended fuels, diesel, ethanol and gasoline. Specially designed for marine applications. The hose incorporates a thermoplastic barrier to resist fuel permeation and the cover is resistant to abrasion, oil and weathering.*

### Hose Construction

**Tube:** Translucent Nylon  
**Reinforcement:** Multiple textile plies  
**Cover:** Black nitrile/PVC; smooth finish

### Temperature Range






-29 °C (-20 °F) to +100 °C (+212 °F)



- Meets or exceeds EN ISO 7840:2013 A1, ABYC, CARB, CE, EPA, NMMA, SAE J1527 A1-15, USCG A1
- Flexible for easy routing in engine compartments
- Ideal for feed line to fuel tanks where liquid fuel is continuously in the hose under normal conditions
- Biodiesel up to B100
- Design Factor 4:1

### Tolerances

According to EN ISO 7840  
 Refer to Technical Handbook on page TH35

Part Number			 Max. Working Pressure			 Weight	 min. Bend Radius	in Stock
	I.D. (mm)	O.D. (mm)	MPa	psi	bar	kg/m	mm	
7165-25250	6,3	13,6	0,7	100	7,0	0,16	63,5	N
7165-31250	7,9	15,5	0,7	100	7,0	0,20	63,5	N
7165-38250	9,5	17,3	0,7	100	7,0	0,23	63,5	Y
7165-50250	12,7	20,9	0,7	100	7,0	0,30	114,3	Y
7165-63250	16,0	25,4	0,52	75	5,2	0,46	114,3	Y

\*supplied in reels of 76.2 m (250 feet) with max 2 lengths at least 15.24 m (50 feet) long



# SM TR 311

According to EN ISO 7840 A1

*Designed and approved for use in water cooling exhaust gas systems and also as fire resistant fuel hose for craft. Suitable for general loading and unloading oils and fuel service.*

## Hose Construction

**Tube:** Black, smooth, oil and fuel resistant NBR rubber compound

**Reinforcement:** Synthetic textile fabrics, embedded steel wire helix and built-in copper wire to facilitate the electrical connection between the hose and the end couplings

**Cover:** Smooth, black, selfextinguishing NBR/CR rubber compound resistant to heat, oil, abrasion and marine environment. OND version is corrugated.



- Type approval by RINA
- Designed for exhaust gas and refueling
- Suitable for craft according to European Directive 94/25/EC
- Fire resistant fuel hose
- Design Factor > 3.5:1
- Vacuum 0.8 bar

## Tolerances

According to EN ISO 7840:2013






Refer to Technical Handbook on page TH35

## Note

Ondulated version on request

## Temperature Range

-20 °C (-4 °F) to +80 °C (+176 °F)

Part Number	 I.D. (mm)	 O.D. (mm)	 Max. Working Pressure			 Weight	 min. Bend Radius	in Stock
			MPa	psi	bar			
IH36971010/40	19	29	0.3	43.5	3	0.59	60	Y
IH36971011/40	25	35	0.3	43.5	3	0.7	75	Y
IH36971012/40	32	42	0.3	43.5	3	0.84	100	Y
IH36971013/40	38	48	0.3	43.5	3	1.05	115	Y
IH36971014/40	45	55	0.3	43.5	3	1.25	145	Y
IH36971015/40	50	60	0.3	43.5	3	1.65	175	Y



# SUPER-FLEX® FL-7

## Parker Global Product

*Fuel line/vapor emission hose for refined fuels such as biodiesel, diesel, ethanol and gasoline. The hose incorporates a THV barrier to resist permeation, multiple aramid plies of reinforcement for coupling retention, durability and kink resistance, the cover is resistant to abrasion, oil and weathering. The hose is flexible for easy routing in and around small engines and small engine compartments. Permeation value less than 15g/m<sup>2</sup>/day.*

### Hose Construction

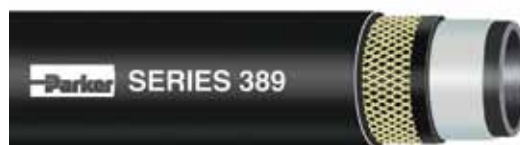
**Tube:** Black nitrile and translucent THV barrier

**Reinforcement:** Multiple aramid plies

**Cover:** Black CPE, smooth finish

### Temperature Range

-40 °C (-40 °F) to +125 °C (+ 257 °F)








- Meets CARB 2006 SORE, EPA, SAE J30R7, SAE J30R14T2
- Ideal for blowers, grinders, mowers, offroad engines & equipments, pressure washers, saws, agricultural equipment, autos, buses, construction equipment
- Biodiesel up to B20
- Design Factor 5:1

### Tolerances

According to UNI EN ISO 1307

Refer to Technical Handbook on page TH35

Part Number			 Max. Working Pressure			 Weight	 min. Bend Radius	in Stock
	I.D. (mm)	O.D. (mm)	MPa	psi	bar			
38903	4.8	10.3	0.34	50	3.4	0.10	33.0	Y
38904	6.4	12.7	0.34	50	3.4	0.13	38.1	Y
38905	7.9	14.3	0.34	50	3.4	0.16	50.8	Y
38906	9.8	15.8	0.34	50	3.4	0.16	63.5	Y
38908	12.7	19.8	0.34	50	3.4	0.26	101.6	Y
38910	15.9	23.9	0.24	35	2.4	0.36	127.0	N
38912	19.1	28.6	0.24	35	2.4	0.52	152.4	N

Supplied in reels of 250 feet each (76.2 m), with max 2 lengths at least 25 feet (7.62 m) long





# SUPER-FLEX® FL

## Parker Global Product

*Fuel line/vapor emission hose for refined fuels such as diesel, ethanol and gasoline. The hose incorporates a thermoplastic barrier to resist permeation and the cover is resistant to abrasion, oil and weathering. The hose is flexible for easy routing in and around small engines and small engine compartments. Permeation value less than 15g/m<sup>2</sup>/day.*

### Hose Construction

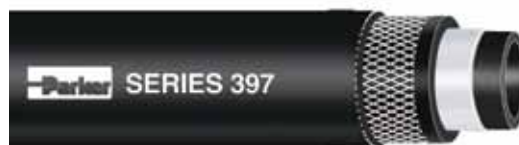
**Tube:** Black nitrile and translucent thermoplastic barrier

**Reinforcement:** One textile braid or multiple textile plies

**Cover:** Black CPE, smooth finish

### Temperature Range

-30 °C (-34 °F) to +125 °C (+ 257 °F)



- Meets CARB 2006 SORE, EPA, SAE J30R7/J30R14T2 (Performance)
- Ideal for blowers, grinders, mowers, offroad engines & equipment, pressure washers, saws, Agricultural equipment, autos, buses
- Biodiesel up to B100
- Design Factor 5:1

### Tolerances


According to UNI EN ISO 1307

Refer to Technical Handbook on page TH35

Part Number	I.D. (mm)	O.D. (mm)	Max. Working Pressure			Weight	min. Bend Radius	in Stock
			MPa	psi	bar			
39703	4.7	11.1	0.69	100	6.9	0.10	33.0	Y
39704	6.4	12.7	0.69	100	6.9	0.13	38.1	Y
39705	7.9	14.2	0.69	100	6.9	0.16	50.8	Y
39706	9.5	15.9	0.69	100	6.9	0.16	63.5	Y
39708	12.7	17.7	0.69	100	6.9	0.26	101.6	Y
39710	15.9	23.9	0.24	35	2.4	0.33	127.0	N

Supplied in reels of 250 feet each (76.2 m), with max 3 lengths at least 25 feet (7.62 m) long





aerospace  
climate control  
electromechanical  
filtration  
fluid & gas handling  
hydraulics  
pneumatics  
process control  
sealing & shielding



# Air



ENGINEERING YOUR SUCCESS.



# C – Air

Hose	ID Range (mm)	Temp. Range (°C)	Application
MINIERA 10	25 - 50	-30 / +80	compressed air, non aggressive liquids
MINIERA 20 MSHA	19 - 100	-30 / +80	compressed air, non aggressive liquids
MINIERA 40	25 - 51	-40 / +100	mine & quarries for long lasting service
AIRTEMP 220	51 - 80	-40 / +220	hot air for compressors and pneumatic s
MASKPRESS EN 14594 Class B	9.5	-30 / +80	breathing system
DIVER 100 EN 250	6.3 - 8	-30 / +80	breathing system



	Tube	Reinforce- ment	Cover	WP (bar)	Design Factor	Suction	Industry standard	Page
	SBR	textile	SBR	10	3			<b>C4</b>
	SBR/NBR	textile	CR	20	3		MSHA	<b>C5</b>
	NBR	steel wire	SBR/CR	40	4			<b>C6</b>
sys.	EPR	textile	EPDM	10	3			<b>C7</b>
	NBR	textile	CR	10	10		EN 14594 Class B	<b>C8</b>
	EPDM	textile	EPDM	35	4		EN250	<b>C9</b>



# MINIERA 10

Suitable for compressed air tools (with minimal oil traces) in factories and designed for quarries, building and mining industries.

## Hose Construction

- Tube:
- Black, oil mist resistant, smooth SBR nitrosamine free rubber compound
- Reinforcement:
- Synthetic textile fabrics
- Cover:
- Black, abrasion, ageing and weather-resistant SBR nitrosamine free rubber compound

## Temperature Range

-30 °C (-22 °F) to +80 °C (+176 °F)








- Also suitable for water and air in general service applications
- Nitrosamine free compounds
- Design Factor 3:1



## Tolerances

According to RMA steel mandrel  
Refer to Technical Handbook on page TH35

Part Number			 Max. Working Pressure			 Weight	 min. Bend Radius	in Stock
	I.D. (mm)	O.D. (mm)	MPa	psi	bar	kg/m	mm	
IH36342181/40	25	35	1.0	150.0	10	0.70	250	Y
IH36342182/40	30	40	1.0	150.0	10	0.81	300	N
IH36342184/40	35	45	1.0	150.0	10	0.92	350	Y
IH36342185/40	40	50	1.0	150.0	10	1.02	400	N
IH36342186/40	45	55	1.0	150.0	10	1.14	450	N
IH36342187/40	50	60	1.0	150.0	10	1.25	500	Y





## MINIERA 20 MSHA

*Suitable for compressed air tools in factories and designed for quarries, building and mining industries. Tube resistant to traces of oil mist for medium duty.*

### Hose Construction

**Tube:** Black, oil mist resistant, smooth SBR/NBR rubber compound

**Reinforcement:** Synthetic textile fabrics

**Cover:** Black, abrasion, ageing and weather-resistant CR nitrosamine free rubber compound

### Temperature Range

-30 °C (-22 °F) to +80 °C (+176 °F)



- Also suitable for water and air in general service applications
- Nitrosamine free compounds
- Design Factor 3:1
- MSHA approved cover



### Tolerances

According to RMA steel mandrel  
Refer to Technical Handbook on page TH35

Part Number	I.D. (mm)	O.D. (mm)	Max. Working Pressure			Weight	min. Bend Radius	in Stock
			MPa	psi	bar			
IH36341113/40	19	30	2.0	300.0	20	0.62	190	Y
IH36341110/40	25	37	2.0	300.0	20	0.81	250	Y
IH36341149/40	30	42	2.0	300.0	20	0.98	300	N
IH36341106/40	32	46	2.0	300.0	20	1.24	320	Y
IH36341121/40	38	52	2.0	300.0	20	1.43	380	Y
IH36341120/40	40	56	2.0	300.0	20	1.73	400	N
IH36341109/40	45	61	2.0	300.0	20	1.91	450	N
IH36341114/40	50	66	2.0	300.0	20	2.08	500	Y
IH36341116/40	60	76	2.0	300.0	20	2.38	600	Y
IH36341117/20	75	91	2.0	300.0	20	2.89	750	N
IH36341119/20	100	118	2.0	300.0	20	4.23	1000	N



## MINIERA 40

*Compressed air for mine and quarries, designed for long lasting service and maximum safety in heavy duty applications.*

### Hose Construction

**Tube:** Black, NBR rubber compound, oil resistant

**Reinforcement:** One special braid of steel wire

**Cover:** Black SBR/CR rubber compound, abrasion, oils, ozone and weather resistant



- Heavy duty application
- Specific for compressed air tools in mining
- Low temperature resistance
- Design Factor 4:1

### Temperature Range

-40 °C (-40 °F) to +100 °C (+212 °F)

### Tolerances

According to BS 5118/34310  
Refer to Technical Handbook on page TH35

Part Number	Nominal Diameter		O.D. (mm)	Max. Working Pressure			Weight kg/m	min. Bend Radius mm	in Stock
	(mm)	(inch)		MPa	psi	bar			
IH36348003/40	25	1	38	4.0	580.0	40	1.06	300	N
IH36348004/40	32	1 ¼	46	4.0	580.0	40	1.45	380	N
IH36348005/40	38	1 ½	52	4.0	580.0	40	1.80	455	N
IH36348000/40	51	2	66	4.0	580.0	40	2.30	600	N

# AIRTEMP 220

*Hot air delivery hose designed for compressors and pneumatic systems like flexible connection between motor blower and road tanker used for dry pellets, abrasive powders and granular material transport.*

## Hose Construction

- Tube:** Black, smooth, insulating, EPR rubber compound with very good resistance to high temperature
- Reinforcement:** Synthetic textile fabrics yarns
- Cover:** Black (N), smooth, insulating, wrapped finish EPDM rubber compound, resistant to heat, abrasion, ozone and weather



- Wide temperature range
- Insulating hose
- Could be complementary to CERGOM
- Design Factor 3:1

## Tolerances

According to RMA steel mandrel  
Refer to Technical Handbook on page TH35

## Temperature Range

-40 °C (-40 °F) to +220 °C (+435 °F)  
with peaks to +240 °C (+465 °F)

Part Number	I.D. (mm)	O.D. (mm)	Max. Working Pressure			Weight	min. Bend Radius	in Stock
			MPa	psi	bar			
IH36346010/40	51	69	1.0	150.0	10.0	1.85	350	N
IH36346011/40	60	78	1.0	150.0	10.0	2.13	420	N
IH36346012/20	65	83	1.0	150.0	10.0	2.40	455	N
IH36346013/20	75	93	1.0	150.0	10.0	2.62	550	N
IH36346014/20	80	98	1.0	150.0	10.0	2.65	600	N



# MASKPRESS EN 14594 CLASS B

According to EN 14594 Class B

*Flexible hose designed for air supply in breathing devices for fire-fighting operations. Meets the requirements of UNI EN 14594 (points 6,12 - 6,13 relevant to hose without fittings).*

## Hose Construction

- Tube:** Black, NBR rubber compound.  
Heat, ageing and air resistant
- Reinforcement:** Synthetic textile braided
- Cover:** Black, smooth CR rubber compound, resistant to abrasion, sea water, heat and weathering

## Temperature Range

-30 °C (-22 °F) to +80 °C (+176 °F)



- Tube compound vanilla flavor
- For assembly operation refer to the norm
- Suitable also for industrial safety
- Design Factor 10:1

## Tolerances

According to UNI EN ISO 1307  
Refer to Technical Handbook on page TH35

Part Number			 Max. Working Pressure			 Weight	 min. Bend Radius	in Stock
	I.D. (mm)	O.D. (mm)	MPa	psi	bar	kg/m	mm	
IH30310130/0	9.5	19	1.0	150.0	10	0.33	60	Y

# DIVER 100 EN 250

According to EN 250

*Flexible hose for air supply in scuba diving systems. Designed to exceed the UNI EN 250 standard requirements (point 5,7) flexible hoses for medium pressure, related to tests on loose hoses (not assembled).*

## Hose Construction

- Tube:** Black, smooth, heat and ageing resistant EPDM nitrosamine free rubber compound
- Reinforcement:** Synthetic textile yarns
- Cover:** Black, smooth EPDM nitrosamine free rubber compound, resistant to abrasion, sea water, heat and weathering



- Tube compound vanilla flavor
- Nitrosamine free compounds
- For assembly operation refer to the norm
- Design Factor 4:1



## Tolerances

According to EN 250

Refer to Technical Handbook on page TH35

## Temperature Range



-30 °C (-22 °F) to +80 °C (+176 °F)

Part Number	I.D. (mm)	O.D. (mm)	Max. Working Pressure			Weight	min. Bend Radius	in Stock
			MPa	psi	bar			
IH30310133/100	6.3	12.3	3.5	510.0	35	0.12	60	N
IH30310126/100	7.3	13.7	3.5	510.0	35	0.15	75	N
IH30310124/100	8	14	3.5	510.0	35	0.14	80	N

**WARNING – DO NOT EXCEED 510 psi (35 bar) – HIGHER psi (bar) MAY CAUSE DAMAGE OR PERSONAL INJURY – MEDIUM PRESSURE**








aerospace  
climate control  
electromechanical  
filtration  
fluid & gas handling  
hydraulics  
pneumatics  
process control  
sealing & shielding



# Gas



ENGINEERING YOUR SUCCESS.



# D – Gas

Hose	ID Range (mm)	Temp. Range (°C)	Application
AUTOGENE EN ISO 3821 NR/L – NB/L 20	6.3 - 10	-25 / +80	welding process
BIPRESS EN ISO 3821 B-R/L 20	6.3 - 9	-25 / +80	welding process
INERPRESS EN ISO 3821 N/L 20	6.3 - 10	-25 / +80	inert gas delivery
PROPANPRESS EN ISO 3821 NA/L 20	6.3 - 10	-30 / +70	propan gas delivery
CARBO G NW/L 10 – NB/R 10	8 - 13	-20 / +90	household applicances



	Tube	Reinforce- ment	Cover	WP (bar)	Design Factor	Suction	Industry standard	Page
	EPDM/ SBR	textile	EPDM	20	3		EN ISO 3821	<b>D4</b>
	EPDM/ SBR	textile	EPDM	20	3		EN ISO 3821	<b>D5</b>
	EPDM	textile	EPDM	20	3		EN ISO 3821	<b>D6</b>
	NBR/NR	textile	EPDM	20	3		EN ISO 3821	<b>D7</b>
	NBR	textile	EPDM	10	3		UNI CIG 7140	<b>D8</b>



# AUTOGENE EN ISO 3821 NR/L – NB/L 20

According to EN ISO 3821

*Designed for delivery of welding and allied process gases.*

## Hose Construction

**Tube:** Black, smooth EPDM rubber compound resistant to Acetylene gas (Red cover). Black, smooth EPDM/SBR rubber compound resistant to Oxygen gas (Blue cover). Not suitable for LPG, good resistance to ignition (Red and Blue)

**Reinforcement:** Synthetic textile yarns

**Cover:** Smooth, red (NR) or blue (NB) EPDM rubber compound resistant to abrasion, ageing hot surfaces and incandescent particles



- For welding in industrial and domestic application
- Colored cover following specs indication: Red for Acetylene and Blue for Oxygen
- Exceeds the standard on backfire test
- Excellent flexibility
- Design Factor 3:1






## Tolerances

According to EN ISO 3821

Refer to Technical Handbook on page TH35

## Temperature Range

-25 °C (-13 °F) to +80 °C (+176 °F)

Part Number			 Max. Working Pressure				 Weight	 min. Bend Radius mm	in Stock
	I.D. (mm)	O.D. (mm)	MPa	psi	bar	kg/m			
AUTOGENE EN ISO 3821 NR/L 20									
IH30412803/40	6.3	13.3	2.0	300.0	20	0.15	40	Y	
IH30412914/100	8	15	2.0	300.0	20	0.17	40	Y	
IH30412716/40	9	16	2.0	300.0	20	0.19	45	Y	
IH30412716/100	9	16	2.0	300.0	20	0.19	45	Y	
IH30413221/40	10	17	2.0	300.0	20	0.20	50	Y	
IH30413221/100	10	17	2.0	300.0	20	0.20	50	Y	
AUTOGENE EN ISO 3821 NB/L 20									
IH30412703/40	6.3	13.3	2.0	300.0	20	0.15	40	Y	
IH30412915/100	8	15	2.0	300.0	20	0.17	40	Y	
IH30412707/40	9	16	2.0	300.0	20	0.22	50	Y	
IH30412707/100	9	16	2.0	300.0	20	0.22	50	Y	
IH30413220/40	10	17	2.0	300.0	20	0.24	50	Y	

### IMPORTANT!

Welding applications can be hazardous. Please take all the necessary safety precautions.

RUBBER HOSE – EN ISO 3821 – 2 MPa (20 bar) – I.D. (Year with traceability code)



MCXX

RUBBER HOSE – EN ISO 3821 – 2 MPa (20 bar) – I.D. (Year with traceability code)



MCXX



# BIPRESS EN ISO 3821 B-R/L 20

According to EN ISO 3821

*A dual line hose designed for Welding Gas equipment, cutting and allied processes.*

## Hose Construction

- Tube:** Black, smooth EPDM/SBR rubber compound, resistant to Welding Gases
- Reinforcement:** Synthetic textile yarns
- Cover:** Red and blue, ageing and abrasion-resistant, smooth EPDM rubber compound



- For welding in industrial and domestic application
- Colored cover following specs indication: Red for Acetylene and Blue for Oxygen
- Exceeds the standard on backfire test
- Excellent flexibility
- Design Factor 3:1

## Temperature Range

-25 °C (-13 °F) to +80 °C (+176 °F)

## Tolerances

According to EN ISO 3821

Refer to Technical Handbook on page TH35

Part Number	I.D. (mm)	O.D. (mm)	Max. Working Pressure			Weight kg/m	min. Bend Radius mm	in Stock
			MPa	psi	bar			
IH30401107/40	6.3+6.3	13	2.0	300.0	20	0.31	–	Y
IH30401106/40	6.3+9	16	2.0	300.0	20	0.49	–	Y
IH30401108/100	8+8	15	2.0	300.0	20	0.41	–	Y
IH30401111/40	9+9	16	2.0	300.0	20	0.43	–	Y

### IMPORTANT!

Welding applications can be hazardous. Please take all the necessary safety precautions.

RUBBER HOSE – EN ISO 3821 – 2 MPa (20 bar) – I.D. (Year with traceability code)

MCXX

RUBBER HOSE – EN ISO 3821 – 2 MPa (20 bar) – I.D. (Year with traceability code)

MCXX



# INERPRESS EN ISO 3821 N/L 20

According to EN ISO 3821

Designed for delivery of inert gases.

## Hose Construction

- Tube:** Black, smooth EPDM rubber compound, resistant to inert gases. Not suitable for LPG
- Reinforcement:** Synthetic textile yarns
- Cover:** Smooth (/L), EPDM rubber compound resistant to abrasion, ageing

## Temperature Range






-25 °C (-13 °F) to +80 °C (+176 °F)



- For handling inert and noble gas
- Black cover following specs indication
- Excellent flexibility
- Design Factor 3:1

## Tolerances

According to EN ISO 3821  
Refer to Technical Handbook on page TH35

Part Number			 Max. Working Pressure			 Weight	 min. Bend Radius	in Stock
	I.D. (mm)	O.D. (mm)	MPa	psi	bar	kg/m	mm	
IH30412940/40	6.3	13.3	2.0	300.0	20	0.17	40	Y
IH30413603/80	8	15	2.0	300.0	20	0.17	40	Y
IH30412941/40	10	17	2.0	300.0	20	0.20	50	Y



# PROPANPRESS EN ISO 3821 NA/L 20

According to EN ISO 3821

*Suitable for LPG in industrial applications.*

## Hose Construction

- Tube:** Black, LPG resistant smooth NBR/ NR rubber compound
- Reinforcement:** Synthetic textile yarns
- Cover:** Orange, smooth EPDM rubber compound resistant to ageing and weathering, pin-pricked cover to prevent blisters during use



- Orange cover following specs indication
- Flexible hose for easy handling
- Design Factor 3:1






## Temperature Range

-30 °C (-22 °F) to +70 °C (+158 °F)

## Tolerances

According to EN ISO 3821

Refer to Technical Handbook on page TH35

Part Number	 I.D. (mm)	 O.D. (mm)	 Max. Working Pressure			 Weight kg/m	 min. Bend Radius mm	in Stock
			MPa	psi	bar			
IH30413456/100	6.3	13.3	2.0	300.0	20	0.16	50	Y
IH30413457/100	8	15	2.0	300.0	20	0.18	65	Y
IH30413459/100	8.5	16	2.0	300.0	20	0.21	70	Y
IH30413458/100	10	17	2.0	300.0	20	0.22	80	Y





# CARBO G NW/L 10 – NB/R 10

According to UNI 7140

Connection of household appliances to the gas line (NW/L) or to LPG bottles (NB/R).

## Hose Construction

- Tube:** Black, smooth NBR rubber compound, suitable for Domestic Gas
- Reinforcement:** Synthetic textile yarns
- Cover:** White (NW) or blue (NB), ageing-resistant, smooth (/L) or ribbed (/R) EPDM rubber compound

## Temperature Range






-20 °C (-4 °F) to +90 °C (+194 °F)



- Quarterly tested by IMQ (Italian Institute of Quality Approval)
- Low permeability
- Superior tensile strength
- White smooth cover for indoor and blue ribbed cover for outdoor
- Design Factor 3:1

## Tolerances

According to UNI 7140  
Refer to Technical Handbook on page TH35

Part Number			 Max. Working Pressure			 Weight	 min. Bend Radius	in Stock
	I.D. (mm)	O.D. (mm)	MPa	psi	bar	kg/m	mm	
CARBO G NB/R 10								
IH30551594/100	8	13	1.0	150.0	10	0.145	45	Y
CARBO G NW/L 10								
IH30551600/100	13	20	1.0	150.0	10	0.310	70	Y

CARBO/G UNI 7140 – CL1 – TIPO A1 – DN16 – 0,2 bar – IMQ – da sostituire entro il 2019		MCXX
CARBO/G UNI 7140 – CL1 – TIPO A1 – DN8 – 0,2 bar – IMQ – da sostituire entro il 2019		MCXX






aerospace  
climate control  
electromechanical  
filtration  
fluid & gas handling  
hydraulics  
pneumatics  
process control  
sealing & shielding



# Water



ENGINEERING YOUR SUCCESS.



## E – Water

Hose	ID Range (mm)	Temp. Range (°C)	Application
FUCINO 10	25 - 100	-30 / +80	water, non aggressive liquids
FUCINO 20	50 - 120	-30 / +80	water, non aggressive liquids
PRESSCORD N/R 10	8 - 25	-30 / +80	water, non aggressive liquids
IDRO 10	25 - 75	-30 / +80	water, non aggressive liquids
BEVERA 10	19 - 203	-30 / +80	water, non aggressive liquids
IR Irrigation PU Hose	51 - 150	-40 / +80	irrigation and water transfert
APEERFLAT MB	25 - 200	-15 / +60	water, non aggressive liquids
MULTIREX	19 - 150	-10 / +60	water, non aggressive liquids



	Tube	Reinforce- ment	Cover	WP (bar)	Design Factor	Suction	Industry standard	Page
	SBR	textile	SBR	10	3			E4
	SBR	textile	SBR	20	3			E4
	SBR	textile	SBR/EPDM	10	3			E5
	SBR	textile	SBR	10	3			E6
	SBR	textile	SBR	10	3	yes		E7
	PU	textile	PU	20	2			E8
	PVC	textile	PVC	8	4			E9
	PVC	PVC wire	PVC	7	3	yes		E10s



## FUCINO 10 - 20

*Suitable for a variety of industrial applications, where a flexible and lightweight discharge hose for water and non-aggressive liquids are required. Specifically designed for irrigation equipment and submersible pumps.*

### Hose Construction

**Tube:** Black, smooth SBR nitrosamine free rubber compound

**Reinforcement:** Synthetic textile fabrics

**Cover:** Black, abrasion, ageing and weather-resistant SBR nitrosamine free rubber compound

### Temperature Range

-30 °C (-22 °F) to +80 °C (+176 °F)








- Can be rolled flat for easy transport and storage
- Resistant to Ozone and weathering
- Available in two different pressure rates
- Nitrosamine free
- Design Factor 3:1



### Tolerances

According to RMA steel mandrel  
Refer to Technical Handbook on page TH35

Part Number			 Max. Working Pressure			 Weight	 min. Bend Radius	in Stock
	I.D. (mm)	O.D. (mm)	MPa	psi	bar	kg/m	mm	
FUCINO 10								
IH36203251/40	25	33	1.0	150.0	10	0.38	–	Y
IH36203253/40	32	39	1.0	150.0	10	0.47	–	N
IH36203240/40	38	45	1.0	150.0	10	0.65	–	N
IH36203255/40	40	48	1.0	150.0	10	0.68	–	Y
IH36203256/40	45	53	1.0	150.0	10	0.75	–	N
IH36203257/40	50	58	1.0	150.0	10	0.83	–	Y
IH36203258/40	60	67	1.0	150.0	10	0.99	–	Y
IH36203263/20	100	110	1.0	150.0	10	1.78	–	N
FUCINO 20								
IH36203276/40	50	58	2.0	300.0	20	0.94	–	N
IH36203278/40	60	68	2.0	300.0	20	1.10	–	Y
IH36203280/20	80	91	2.0	300.0	20	2.05	–	Y
IH36203282/20	100	113	2.0	300.0	20	2.97	–	Y
IH36203283/20	120	133	2.0	300.0	20	3.52	–	Y



# PRESCORD N/R 10

*Suitable for discharge of water and non-aggressive liquids in many industrial and agricultural applications.*

## Hose Construction

**Tube:** Black, smooth SBR nitrosamine free rubber compound

**Reinforcement:** Synthetic textile yarns

**Cover:** Black (N), ribbed (/R), abrasion, ageing and weather-resistant, SBR/EPDM nitrosamine free rubber compound



- Resistant to Ozone and weathering
- Nitrosamine free
- Ribbed cover for better flexibility and grip
- Design Factor 3:1








## Temperature Range

-30 °C (-22 °F) to +80 °C (+176 °F)

## Tolerances

According to UNI EN ISO 1307  
Refer to Technical Handbook on page TH35

Part Number	 I.D. (mm)	 O.D. (mm)	 Max. Working Pressure			 Weight kg/m	 min. Bend Radius mm	in Stock
			MPa	psi	bar			
IH30116062/100	8	15	1.0	150.0	10	0.19	50	Y
IH30116063/100	10	17	1.0	150.0	10	0.22	60	Y
IH30112103/100	12	19	1.0	150.0	10	0.26	70	Y
IH30112139/100	15	21	1.0	150.0	10	0.25	90	Y
IH30112136/50	18	26	1.0	150.0	10	0.42	110	Y
IH30112138/50	20	30	1.0	150.0	10	0.59	120	Y
IH30112134/50	25	35	1.0	150.0	10	0.71	150	Y



## IDRO 10

*Suitable for discharge of water and non-aggressive liquids, for agricultural uses, also in industrial facilities and on building sites.*

### Hose Construction

**Tube:** Black, smooth SBR nitrosamine free rubber compound

**Reinforcement:** Synthetic textile fabrics

**Cover:** Black: abrasion, ageing and weather-resistant SBR nitrosamine free rubber compound



- Robust construction
- Resistant to twisting
- Nitrosamine free
- Design Factor 3:1








### Temperature Range

-30 °C (-22 °F) to +80 °C (+176 °F)

### Tolerances

According to RMA steel mandrel  
Refer to Technical Handbook on page TH35

Part Number			 Max. Working Pressure			 Weight	 min. Bend Radius	in Stock
	I.D. (mm)	O.D. (mm)	MPa	psi	bar	kg/m	mm	
IH36203000/40	25	34	1.0	150.0	10	0.63	250	Y
IH36203002/40	30	41	1.0	150.0	10	0.92	300	Y
IH36203003/40	32	44	1.0	150.0	10	1.07	320	Y
IH36203004/40	35	48	1.0	150.0	10	1.26	350	Y
IH36203005/40	38	52	1.0	150.0	10	1.46	380	Y
IH36203006/40	40	54	1.0	150.0	10	1.52	400	Y
IH36203008/40	45	61	1.0	150.0	10	2.00	450	Y
IH36203010/40	50	68	1.0	150.0	10	2.49	500	Y
IH36203011/40	60	82	1.0	150.0	10	3.63	600	Y
IH36203103/20	75	91	1.0	150.0	10	2.95	750	N





## BEVERA 10

*Suction and delivery of water and non-aggressive liquids. It is recommended for loading and discharge of storage tanks, tankers, for irrigation and for all applications where a flexible and easy to handle hose is required.*

### Hose Construction

- Tube:** Black, smooth SBR nitrosamine free rubber compound
- Reinforcement:** Synthetic textile fabrics and embedded steel wire helix
- Cover:** Black, abrasion, ageing and weather-resistant SBR nitrosamine free rubber compound

### Temperature Range

-30 °C (-22° F) to +80 °C (+176 °F)



- Robust construction
- Resistant to twisting
- Nitrosamine free
- Vacuum 0.8 bar (600 mm Hg)
- Design Factor 3:1



### Tolerances

According to RMA steel mandrel  
Refer to Technical Handbook on page TH35

Part Number	I.D. (mm)	O.D. (mm)	Max. Working Pressure			Weight	min. Bend Radius	in Stock
			MPa	psi	bar			
IH36214045/40	19	29	1.0	150.0	10	0.67	110	Y
IH36214050/40	25	35	1.0	150.0	10	0.83	150	Y
IH36214051/40	30	40	1.0	150.0	10	0.95	180	N
IH36214052/40	32	42	1.0	150.0	10	1.01	190	Y
IH36214054/40	38	48	1.0	150.0	10	1.16	230	Y
IH36214055/40	40	50	1.0	150.0	10	1.21	240	Y
IH36214058/40	50	60	1.0	150.0	10	1.50	300	Y
IH36214060/40	60	71	1.0	150.0	10	1.94	360	Y
IH36214063/20	70	81.5	1.0	150.0	10	2.59	420	N
IH36214064/20	75	86.5	1.0	150.0	10	2.75	450	Y
IH36214066/20	80	92.5	1.0	150.0	10	3.02	480	Y
IH36214067/20	90	103.5	1.0	150.0	10	3.66	540	N
IH36214068/20	100	114	1.0	150.0	10	3.98	600	Y
IH36214070/20	110	124	1.0	150.0	10	4.34	660	N
IH36214071/20	120	134	1.0	150.0	10	4.73	720	N
IH36211010/20	125	140	1.0	150.0	10	5.66	750	Y
IH36211050/10	150	170	1.0	150.0	10	7.73	900	N
IH36211032/6	203	225	1.0	150.0	10	15.00	1210	N



## IR IRRIGATION PU HOSE

*A standard duty irrigation hose for water discharge and transfer in agricultural applications.*

### Hose Construction

Polyurethane extruded through one woven polyester ply of reinforcement

### Temperature Range

-40 °C (-40 °F) to +80 °C (+176 °F)



- Much easier to couple, install and remove than polyethylene pipe
- High performing polymer preserve from fluid contamination
- Excellent resistance to abrasion
- Design Factor 2:1

Part Number	Nominal Diameter		Wall (mm)	Max. Working Pressure			Weight kg/m	min. Bend Radius mm	in Stock
	(mm)	(inch)		MPa	psi	bar			
IR20X200MB	51	2	2.30	3.1	450.0	31	0.41	–	N
IR25X200MB	63.5	2 ½	2.30	3.1	450.0	31	0.58	–	N
IR30X200MB	76	3	3.30	2.4	350.0	24	0.75	–	Y
IR35X200MB	90	3 ½	3.30	1.7	250.0	17	0.97	–	Y
IR40X200MB	102	4	3.30	1.7	250.0	17	1.14	–	Y
IR45X200MB	114	4 ½	3.30	1.7	250.0	17	1.25	–	Y
IR50X200MB	127	5	3.30	1.7	250.0	17	1.42	–	Y
IR60X200MB	152	6	3.05	2.0	300.0	20	1.72	–	Y



## APERFLAT MB

*Medium-duty, flat wrappable hose occupying a minimum amount of space, suitable for delivery under pressure of water and non-aggressive liquids in agriculture, in the building industry, in mining and in industry in general.*

### Hose Construction

**Tube:** Black, smooth PVC  
**Reinforcement:** Synthetic textile yarns  
**Cover:** Blue, highly abrasion and weather-resistant smooth PVC

### Temperature Range






-15 °C (+5 °F) to +60 °C (+140 °F)



- Lay flat hose
- Cheaper alternative to PU for less demanding application
- Design Factor 3:1

### Tolerances

Refer to Technical Handbook on page TH35

Part Number	 I.D. (mm)	 O.D. (mm)	 Max. Working Pressure			 Weight kg/m	 min. Bend Radius mm	in Stock
			MPa	psi	bar			
IH35653025/100	25	—	0.8	116.0	8	0.17	—	Y
IH35653032/100	32	—	0.8	116.0	8	0.21	—	Y
IH35653038/100	38	—	0.8	116.0	8	0.25	—	Y
IH35653040/100	40	—	0.8	116.0	8	0.26	—	Y
IH35653045/100	45	—	0.8	116.0	8	0.29	—	N
IH35653051/100	51	—	0.8	116.0	8	0.37	—	Y
IH35653063/100	63.5	—	0.8	116.0	8	0.46	—	Y
IH35653075/100	75	—	0.8	116.0	8	0.55	—	Y
IH35653100/100	100	—	0.8	116.0	8	0.83	—	Y
IH35653150/100	150	—	0.3	43.5	3	1.25	—	N
IH35653200/50	200	—	0.3	43.5	3	1.93	—	N



# MULTIREX

*For suction and delivery of water for irrigation, liquid fertilisers and general industrial uses.*

## Hose Construction

Flexible hose having an off-white, rigid PVC spiral embedded in a transparent green, flexible PVC wall

## Temperature Range






-10 °C (+14 °F) to +60 °C (+140 °F)



- Multipurpose hose
- Very flexible hose
- Vacuum 0.7 bar for ID up to 50 mm then 0.6 bar
- Design Factor 3:1

## Tolerances

*Refer to Technical Handbook on page TH35*

Part Number			 Max. Working Pressure			 Weight		 min. Bend Radius	in Stock
	I.D. (mm)	Wall (mm)	MPa	psi	bar	kg/m	mm		
IH35602019/50	19	3.0	0.7	101.5	7	0.20	60	Y	
IH35600025/50	25	3.0	0.7	101.5	7	0.29	90	Y	
IH35600030/50	30	3.1	0.6	87.0	6	0.35	90	Y	
IH35602032/50	32	3.2	0.6	87.0	6	0.37	95	Y	
IH35600035/50	35	3.5	0.6	87.0	6	0.43	105	N	
IH35602038/50	38	3.6	0.6	87.0	6	0.49	115	Y	
IH35600040/50	40	3.7	0.6	87.0	6	0.51	120	Y	
IH35600045/50	45	4.0	0.5	72.5	5	0.57	135	Y	
IH35600050/50	50	4.0	0.5	72.5	5	0.73	150	Y	
IH35600060/50	60	4.2	0.5	72.5	5	0.96	180	Y	
IH35600070/50	70	4.5	0.4	58.0	4	1.23	315	N	
IH35602075/50	75	4.6	0.4	58.0	4	1.47	340	Y	
IH35600080/50	80	4.7	0.4	58.0	4	1.57	360	Y	
IH35602090/25	90	4.8	0.4	58.0	4	1.92	415	N	
IH35600100/25	100	5.0	0.4	58.0	4	2.11	450	Y	
IH35602110/25	110	5.4	0.4	58.0	4	2.56	500	N	
IH35600120/25	120	5.8	0.4	58.0	4	2.69	540	N	
IH35600150/25	150	6.5	0.3	43.5	3	3.85	675	N	

MULTIREX DIAM I.D. mm PARKER



aerospace  
climate control  
electromechanical  
filtration  
fluid & gas handling  
hydraulics  
pneumatics  
process control  
sealing & shielding



## Hot water & Steam



ENGINEERING YOUR SUCCESS.



## F – Hot water & Steam

Hose	ID Range (mm)	Temp. Range (°C)	Application
RADIOR 3	10 - 100	-40 / +100	cooling line system
RADIOR K 1003	12 - 65	-40 / +100	cooling line system
THERMOPRESS 10	12 - 60	-40 / +100	cooling line and hot water
INGLAS +	10 - 85	-10 / +120	foudries cooling system
CALORE PLUS	9.5 - 25	-35 / +140	hot water and steam
VAPORE 164 EN ISO 6134 Type 1/A	10 - 51	-40 / +164	steam industrial application
VIGOR 2 EN ISO 6134 Type 2/A	13 - 51	-40 / +210	steam industrial application
VIGOR 2 NR EN ISO 6134 Type 2/A	13 - 51	-40 / +210	steam industrial application

### WARNING!

Steam hoses gradually decrease in performance during service life. Consequently, they need to be regularly inspected by trained personnel wearing adequate protective overalls, including eye protection.

Cuts and gouges in the hose cover showing the textile reinforcement. Steam leaks. Permanent deformation of hose. Reduction of steam flow. WHEN ONE OF THESE ABNORMALITIES OCCURS, THE HOSE SHOULD BE REMOVED FROM SERVICE AND INSPECTED. If a failure occurs close to the couplings, the damaged hose can be cut, reconnected and used as before.

Use only couplings with safety clamps. Follow the coupling manufacturer's instructions for coupling procedures. Check coupling tightness each time before use. Drain after use. When not in use, store the hose on a flat surface (shelves) and never hang from a hook.



	Tube	Reinforce- ment	Cover	WP (bar)	Design Factor	Suction	Industry standard	Page
	EPDM	textile	EPDM	3	3			F4 - F5
	NBR	textile	CR	5	3			F6
	EPDM	textile	EPDM	10	4			F7
	EPDM	textile	EPDM/SBR	15	3			F8
	EPM	textile	CPE	20	3			F9
	EPM	textile	EPDM	6	10		EN ISO 6134 Type 1/A	F10
	EPDM	textile	EPDM	18	10		EN ISO 6134 Type 2/A	F11
	EPDM	textile	EPDM	18	10		EN ISO 6134 Type 2/A	F11





## RADIOR 3 (COIL)

*Designed for cooling systems of automotive engines and stationary engines.*

### Hose Construction

**Tube:** Black, smooth, heat resistant EPDM nitrosamine free rubber compound

**Reinforcement:** Synthetic textile yarn fabric

**Cover:** Black, smooth, heat, ageing and weather-resistant EPDM nitrosamine free rubber compound



- Light and flexible hose
- Also suitable as cable protection
- Nitrosamine free
- Design Factor 3:1



### Temperature Range






-40 °C (-40 °F) to peaks of +100 °C (+212 °F)

### Tolerances

I.D. ≤ 22 mm according to UNI EN ISO 1307

I.D. > 22 mm according to RMA steel mandrel

Refer to Technical Handbook on page TH35

Part Number			 Max. Working Pressure			 Weight	 min. Bend Radius	in Stock
	I.D. (mm)	O.D. (mm)	MPa	psi	bar			
IH36830095/40	10	16	0.3	43.5	3	0.16	—	Y
IH36830096/40	12	18	0.3	43.5	3	0.19	—	Y
IH36830097/40	15	21	0.3	43.5	3	0.23	—	Y
IH36830101/40	18	24.5	0.3	43.5	3	0.29	—	Y
IH36830102/40	20	26.5	0.3	43.5	3	0.32	—	Y
IH36830103/40	22	28.5	0.3	43.5	3	0.34	—	Y
IH36830104/40	25	32	0.3	43.5	3	0.39	—	Y
IH36830105/40	28	36	0.3	43.5	3	0.50	—	Y
IH36830106/40	30	38	0.3	43.5	3	0.53	—	Y
IH36830107/40	32	40	0.3	43.5	3	0.55	—	Y
IH36830108/40	35	43	0.3	43.5	3	0.60	—	Y
IH36830109/40	38	47	0.3	43.5	3	0.73	—	Y
IH36830110/40	40	49	0.3	43.5	3	0.77	—	Y
IH36830111/40	42	51	0.3	43.5	3	0.80	—	Y
IH36830112/40	45	54	0.3	43.5	3	0.85	—	Y
IH36831023/40	48	57	0.3	43.5	3	0.91	—	Y
IH36830113/40	50	60	0.3	43.5	3	1.07	—	Y
IH36830114/40	55	65	0.3	43.5	3	1.17	—	Y
IH36830115/40	60	70	0.3	43.5	3	1.26	—	Y
IH36830116/20	65	76	0.3	43.5	3	1.54	—	Y
IH36830117/20	70	81	0.3	43.5	3	1.65	—	Y
IH36831022/20	75	86	0.3	43.5	3	1.75	—	Y
IH36830118/20	80	92	0.3	43.5	3	2.05	—	Y
IH36830119/20	90	102	0.3	43.5	3	2.29	—	Y
IH36830120/20	100	113	0.3	43.5	3	2.63	—	Y

RUBBER HOSE RADIOR DIAM. I.D. mm

Parker

## RADIOR 3 (CUT LENGTH)

*Designed for cooling systems of automotive engines and stationary engines.*

### Hose Construction

**Tube:** Black, smooth, heat resistant EPDM nitrosamine free rubber compound

**Reinforcement:** Synthetic textile yarn fabric

**Cover:** Black, smooth, heat, ageing and weather-resistant EPDM nitrosamine free rubber compound



- Light and flexible hose
- In piece of 1 m length
- Straight piece without snake effect
- Nitrosamine free
- Design Factor 3:1



### Temperature Range

-40 °C (-40 °F) to peaks of +100 °C (+212 °F)

### Tolerances

I.D. ≤ 22 mm according to UNI EN ISO 1307

I.D. > 22 mm according to RMA steel mandrel

Refer to Technical Handbook on page TH35

Part Number	I.D. (mm)	O.D. (mm)	Max. Working Pressure			Weight	min. Bend Radius	in Stock
			MPa	psi	bar			
IH36830023/1	15	21	0.3	43.5	3	0.23	—	Y
IH36830001/1	18	24.5	0.3	43.5	3	0.29	—	Y
IH36830002/1	20	26.5	0.3	43.5	3	0.32	—	Y
IH36830003/1	22	28.5	0.3	43.5	3	0.34	—	Y
IH36830004/1	25	32	0.3	43.5	3	0.39	—	Y
IH36830005/1	28	36	0.3	43.5	3	0.50	—	Y
IH36830006/1	30	38	0.3	43.5	3	0.53	—	Y
IH36830007/1	32	40	0.3	43.5	3	0.55	—	Y
IH36830008/1	35	43	0.3	43.5	3	0.60	—	Y
IH36830009/1	38	47	0.3	43.5	3	0.73	—	Y
IH36830010/1	40	49	0.3	43.5	3	0.77	—	Y
IH36830011/1	42	51	0.3	43.5	3	0.80	—	Y
IH36830012/1	45	54	0.3	43.5	3	0.85	—	Y
IH36831030/1	48	57	0.3	43.5	3	0.91	—	Y
IH36830013/1	50	60	0.3	43.5	3	1.07	—	Y
IH36830014/1	55	65	0.3	43.5	3	1.17	—	Y
IH36830015/1	60	70	0.3	43.5	3	1.26	—	Y
IH36830016/1	65	76	0.3	43.5	3	1.54	—	Y
IH36830017/1	70	81	0.3	43.5	3	1.65	—	Y
IH36831031/1	75	86	0.3	43.5	3	1.75	—	Y
IH36830018/1	80	92	0.3	43.5	3	2.05	—	Y
IH36830019/1	90	102	0.3	43.5	3	2.29	—	Y
IH36830020/1	100	113	0.3	43.5	3	2.63	—	Y



# RADIOR K 1003

*Designed for heating and cooling systems, resistant to ASTM I/II/III oil up to +100 °C (+212 °F) with peaks up to +120 °C (+248 °F) and diesel fuel up to +50 °C (+122 °F).*

## Hose Construction

**Tube:** Black, smooth, heat resistant NBR rubber compound

**Reinforcement:** Synthetic textile fabrics yarns

**Cover:** Black, smooth, wrapped finish, heat, ageing and weather-resistant CR rubber compound



- Superior Chloroprene cover compound for oil and fuel resistance
- Also suitable for B100
- Light and flexible hose
- Design Factor 3:1

## Temperature Range






-40 °C (-40 °F) to +100 °C (+212 °F)

## Tolerances

I.D. ≤ 22 mm according to UNI EN ISO 1307

I.D. > 22 mm according to RMA steel mandrel

Refer to Technical Handbook on page TH35

Part Number			 Max. Working Pressure			 Weight	 min. Bend Radius mm	in Stock
	I.D. (mm)	O.D. (mm)	MPa	psi	bar	kg/m		
IH30831300/40	12	19	0.5	72.5	5	0.24	–	Y
IH30831302/40	15	22	0.5	72.5	5	0.28	–	Y
IH30831303/40	18	25	0.5	72.5	5	0.33	–	Y
IH30831305/40	22	29	0.5	72.5	5	0.39	–	Y
IH36831300/40	25	32	0.5	72.5	5	0.41	–	Y
IH36831301/40	28	35	0.5	72.5	5	0.45	–	Y
IH36831303/40	32	39	0.5	72.5	5	0.51	–	N
IH36831305/40	38	45	0.5	72.5	5	0.59	–	Y
IH36831308/20	45	56	0.5	72.5	5	1.11	–	N
IH36831309/20	50	61	0.5	72.5	5	1.22	–	Y
IH36831311/20	60	71	0.5	72.5	5	1.43	–	N
IH36831312/20	65	76	0.5	72.5	5	1.54	–	N

# THERMOPRESS 10

*Suitable for delivery of hot water, non-aggressive hot liquids and steam to a maximum temperature of +120 °C (+248 °F). To connect boilers to air conditioning units and for hot water cleaning systems.*

## Hose Construction

- Tube:** Black, smooth, heat resistant, EPDM nitrosamine free rubber compound
- Reinforcement:** Synthetic textile fabrics or yarns
- Cover:** Black, smooth, heat, ageing and weather-resistant EPDM nitrosamine free rubber compound

## Temperature Range

-40 °C (-40 °F) to +100 °C (+212 °F),  
with peaks +120 °C (+248 °F)



- Robust structure
- Wide temperature range
- Nitrosamine free
- Design Factor 4:1



## Tolerances

I.D. ≤ 20 mm according to UNI EN ISO 1307  
I.D. > 20 mm according to RMA steel mandrel  
Refer to Technical Handbook on page TH35

Part Number	I.D. (mm)	O.D. (mm)	Max. Working Pressure			Weight	min. Bend Radius	in Stock
			MPa	psi	bar			
IH36800002/100	12	22.5	1.0	150.0	10	0.38	120	Y
IH36800003/80	15	25.5	1.0	150.0	10	0.44	150	Y
IH36800004/80	18	28.5	1.0	150.0	10	0.51	180	Y
IH36800005/80	20	30.5	1.0	150.0	10	0.56	200	Y
IH36800006/40	25	35	1.0	150.0	10	0.61	250	Y
IH36800007/40	30	41	1.0	150.0	10	0.79	300	Y
IH36800009/40	40	54	1.0	150.0	10	1.34	400	Y
IH36800011/40	50	68	1.0	150.0	10	2.12	500	N
IH36800012/40	60	82	1.0	150.0	10	3.10	600	N



## INGLAS<sup>+</sup>

*Suitable for cooling water delivery in foundries, steel and glass factories. Particularly designed to withstand short contacts with molten metal and glass.*

### Hose Construction

- Tube:** White, smooth EPDM, insulating rubber compound.  
Resistant to hot air and hot water.
- Reinforcement:** High tensile synthetic textile plies
- Cover:** Colored, smooth EPDM/SBR rubber compound, insulating, heat, abrasion and weather resistant.  
Covered by protective glass fiber skimmed with self-extinguishing rubber








- High peaks of temperature
- Specific for foundries, furnaces and glass factories
- White cover in fiber glass
- Design Factor 3:1

### Tolerances

According to RMA steel mandrel  
Refer to Technical Handbook on page TH35

### Temperature Range

-40 °C (-40 °F) - maximum of +120 °C (+248 °F)  
The cover withstands peaks of +537 °C (+1000 °F)

Part Number			 Max. Working Pressure			 Weight	 min. Bend Radius	in Stock
	I.D. (mm)	O.D. (mm)	MPa	psi	bar	kg/m	mm	
IH42302702/40	10	20	1.5	218	15	0.33	80	Y
IH42302704/40	13	23	1.5	218	15	0.42	105	N
IH42302710/40	19	31	1.5	218	15	0.7	155	N
IH42302716/40	25	39	1.5	218	15	0.97	200	Y
IH42302718/40	32	48	1.5	218	15	1.45	255	N
IH42302726/40	38	58	1.5	218	15	1.85	300	Y
IH42302732/40	42	60	1.5	218	15	1.9	340	N
IH42302724/40	45	62	1.5	218	15	1.95	360	N
IH42302740/40	51	69	1.5	218	15	2.45	400	N
IH42302754/40	65	87	1.5	218	15	3.46	520	N
IH42302758/40	85	110	1.5	218	15	5.47	680	N



# CALORE PLUS

*Suitable for delivery of hot water, non-aggressive hot liquids and steam (intermittent service) to a maximum temperature of 140 °C (+248 °F). The special cover of this hose allows to use it in continuous contact with oils. Not to be used in submersible application.*

## Hose Construction

- Tube:** Black, smooth, antistatic (R < 1 MΩ/m) and nitrosamine free EPM rubber compound with peroxide curing.
- Reinforcement:** Synthetic braided textile
- Cover:** Black or Blue, smooth, CPE rubber compound resistant to contact with oil. Ageing, ozone, high abrasion resistant properties – tough cover and MSHA approved for fire resistance.








- Intermittent service in saturated steam application maximum WP 6.0 bar with Design Factor 10:1
- MSHA approved cover compound
- Oil and grease resistant cover
- Dual color for visual coding
- Heavy duty mission profile
- Design Factor 3:1

## Tolerances

According to RMA steel mandrel  
Refer to Technical Handbook on page TH35

## Temperature Range

-35 °C (-31 °F) to +140 °C (+248 °F)

Part Number			 Max. Working Pressure				 Weight	 min. Bend Radius	in Stock
	I.D. (mm)	O.D. (mm)	MPa	psi	bar	kg/m	mm		
CALORE PLUS (black)									
IH30830060/40	9.5	16.5	2.0	300.0	20	0.21	60	Y	
IH30830061/40	12.7	21.5	2.0	300.0	20	0.35	80	Y	
IH30830062/40	19	27	2.0	300.0	20	0.40	110	Y	
IH30830063/40	25	36	2.0	300.0	20	0.64	150	Y	
CALORE PLUS (blue)									
IH30830065/40	9.5	16.5	2.0	300.0	20	0.21	60	N	
IH30830066/40	12.7	21.5	2.0	300.0	20	0.35	80	N	
IH30830067/40	19	27	2.0	300.0	20	0.40	110	N	
IH30830068/40	25	36	2.0	300.0	20	0.64	150	N	

**WARNING!** see page F2

CALORE PLUS – 140 °C DN19 – PARKER – MCXX

CALORE PLUS – 140 °C DN19 – PARKER – MCXX




# VAPORE 164 EN ISO 6134 TYPE 1/A

According to EN ISO 6134 type 1/A

*Designed for saturated steam (max 6 bar at +164 °C = 90 psi at +327 °F) in general industrial applications.*

## Hose Construction

- Tube:** Black, smooth, EPM nitrosamine free rubber compound, heat and saturated steam resistant
- Reinforcement:** High resistant synthetic textile fabrics
- Cover:** Black or red (NR), smooth, EPDM nitrosamine free rubber compound, heat, abrasion, ozone and weather resistant. The cover is pinpricked to prevent blistering and bubbling.








- Nitrosamine free 
- Pin-pricked cover
- Available on request with red cover
- Working pressure for hot water 20 bar with a Design Factor of 3:1
- Design Factor 10:1

## Tolerances

According to EN ISO 6134  
Refer to Technical Handbook on page TH35

## Temperature Range

-40 °C (-40 °F) to +164 °C (+327 °F)

Part Number			 Max. Working Pressure			 Weight	 min. Bend Radius	in Stock
	I.D. (mm)	O.D. (mm)	MPa	psi	bar			
IH36800098/40	10	21	0.6	90.0	6	0.29	100	N
IH36800088/40	13	25	0.6	90.0	6	0.35	130	Y
IH36800089/40	16	30	0.6	90.0	6	0.39	150	Y
IH36800090/40	19	33	0.6	90.0	6	0.70	190	Y
IH36800091/40	25	40	0.6	90.0	6	0.92	250	Y
IH36800092/40	32	48	0.6	90.0	6	1.11	320	N
IH36800093/40	38	54	0.6	90.0	6	1.42	380	N
IH36800096/40	51	69	0.6	90.0	6	2.07	500	N

**WARNING!** see page F2





## VIGOR 2 EN ISO 6134 TYPE 2/A

According to EN ISO 6134 type 2/A

*Designed for high pressure saturated steam (max 18 bar at +210 °C = 261 psi at +410 °F). Suitable for loading saturated and superheated steam in cleaning and sterilization applications, petrochemical industry and general steam service applications*

### Hose Construction

**Tube:** Black, smooth, EPDM rubber compound. Heat and saturated steam resistant

**Reinforcement:** High tensile steel cords

**Cover:** Black, smooth, EPDM rubber compound. Heat, abrasion, ozone and weather resistant.  
The cover is pinpricked to prevent blistering and bubbling.



- Wide range temperature
- Pin-pricked cover
- Two cover color lines: black and red
- Working pressure for hot water 45 bar with a Design Factor of 4:1
- Design Factor 10:1






### Tolerances

According to EN ISO 6134

Refer to Technical Handbook on page TH35

### Temperature Range

-40 °C (-40 °F) to +210 °C (+410 °F)

Part Number			 Max. Working Pressure				 Weight	 min. Bend Radius	in Stock
	I.D. (mm)	O.D. (mm)	MPa	psi	bar	kg/m	mm		
VIGOR 2 EN ISO 6134 (black)									
IH36801700/40	13	25	1.8	261.0	18	0.50	130	Y	
IH36801701/40	16	30	1.8	261.0	18	0.70	160	N	
IH36801702/40	19	33	1.8	261.0	18	0.77	190	Y	
IH36801703/40	25	40	1.8	261.0	18	1.06	250	Y	
IH36801704/40	32	48	1.8	261.0	18	1.39	320	Y	
IH36801705/40	38	54	1.8	261.0	18	1.60	380	N	
IH36801706/40	51	69	1.8	261.0	18	2.56	500	N	
VIGOR 2 EN ISO 6134 (red)									
IH36801720/40	13	25	1.8	261.0	18	0.51	130	N	
IH36801721/40	16	29	1.8	261.0	18	0.70	160	N	
IH36801722/40	19	33	1.8	261.0	18	0.79	190	N	
IH36801723/40	25	40	1.8	261.0	18	1.06	250	N	
IH36801724/40	32	48	1.8	261.0	18	1.41	320	N	
IH36801725/40	38	54	1.8	261.0	18	1.62	380	N	
IH36801726/40	51	69	1.8	261.0	18	2.59	500	N	

**WARNING!** see page F2

RUBBER HOSE VIGOR - EN ISO 6134:2005 - 2A - steam - 18 bar - 210 °C - I.D. mm - Ø - MADE IN ITALY 

RUBBER HOSE VIGOR - EN ISO 6134:2005 - 2A - steam - 18 bar - 210 °C - I.D. mm - Ø - MADE IN ITALY 






aerospace  
climate control  
electromechanical  
filtration  
fluid & gas handling  
hydraulics  
pneumatics  
process control  
sealing & shielding



## Acid & Chemicals



ENGINEERING YOUR SUCCESS.



## G – Acid & Chemicals

Hose	ID Range (mm)	Temp. Range (°C)	Application
SERIES 7108	6.4 - 12.7	-18 / +93	chemical resistance table
POLIAX D EN 12115	19 - 100	-35 / +100	chemical resistance table
POLIAX D SM EN 12115	19 - 100	-35 / +100	chemical resistance table
POLIAX UPE CON SM EN 12115	19 - 100	-20 / +100	chemical resistance table
POLIAX UPE CON SM EN 12115 OND	19 - 100	-20 / +100	chemical resistance table
POLIAX F EN 12115	13 - 75	-40 / +150	chemical resistance table
POLIAX PHARMA	13 - 51	-60 / +200	chemical resistance table

**WARNING!**

If delivering chemicals over +25 °C (+77 °F), please contact us. Many chemical products can cause severe injuries to people or damage to property, and here are risks of environmental pollution in case of leakage or hose burst. All necessary measures must be taken in order to avoid accidents both during normal service operations and during hydrostatic tests, which must be carried out by trained personnel using suitable tools.



	Tube	Reinforce- ment	Cover	WP (bar)	Design Factor	Suction	Industry standard	Page
	NYLON	aramid plies	CR	34/ 51	4			<b>G4</b>
	EPM	textile + copper wires	EPDM	16	4		EN 12115	<b>G5</b>
	EPM	textile + copper wires	EPDM	16	4	yes	EN 12115	<b>G6</b>
	UHMWPE	textile + copper wires	EPDM	16	4	yes	EN 12115	<b>G7</b>
	UHMWPE	textile + copper wires	EPDM	16	4	yes	EN12115	<b>G8</b>
	PTFE	textile + copper wires	EPDM	16	4	yes	EN 12115	<b>G9</b>
	SILICONE	textile + copper wires	SILICONE	6/15	3	yes	Refer to catalogue page	<b>G10</b>



## SERIES 7108

### Parker Global Product


*Designed to handle high aromatic content products such as ketone solvents, lacquers, paint thinners, oil-based and water-based paints and many common chemicals. The hose construction incorporates a nylon tube that will not leach into and contaminate the product being conveyed, and the robust aramid reinforcement provides kink resistance, strength and superior coupling retention. The cover is resistant to mild chemicals, oil and ozone.*

### Hose Construction

**Tube:** Translucent nylon  
**Reinforcement:** Multiple aramid plies  
**Cover:** Black chloroprene; smooth finish

### Temperature Range






-18°C (0°F) to +93°C (+200°F)



- Wide chemicals compatibility resistance
- Small sizes in long length
- High pressure rating
- Design Factor 4:1

### Tolerances

According to UNI EN ISO 1307  
 Refer to Technical Handbook on page TH35

Part Number			 Max. Working Pressure			 Weight	 min. Bend Radius	in Stock
	I.D. (mm)	O.D. (mm)	MPa	psi	bar	kg/m	mm	
7108-251	6,4	12,4	3,45	500	34,5	0,13	76,2	N
7108-381	9,5	17,3	3,45	500	34,5	0,23	101,6	N
7108-501	12,7	22,2	5,17	750	51,7	0,36	127,0	N

Random lengths on reels. 600 ft. max.(182.88 m), 400 ft. min.(121.9 m), with 50 ft.(15.24) min. length, max. 3 pcs.

### WARNING!

If delivering chemicals over +25 °C (+77 °F), please contact us. Many chemical products can cause severe injuries to people or damage to property, and here are risks of environmental pollution in case of leakage or hose burst. All necessary measures must be taken in order to avoid accidents both during normal service operations and during hydrostatic tests, which must be carried out by trained personnel using suitable tools.





# POLIAX D EN 12115

According to EN 12115

*Suitable for delivery of highly aggressive chemicals, according to EN 12115,*

## Hose Construction

- Tube:** Black, smooth antistatic EPM nitrosamine free rubber compound
- Reinforcement:** Synthetic textile fabrics and built-in copper wires to facilitate the electrical connection between hose and end couplings
- Cover:** Black, antistatic ( $R < 1 \text{ M}\Omega/\text{m}$ ), EPDM rubber compound, heat, abrasion, ageing and weather resistant



- In-plant and storage tank transfer
- Nitrosamine free
- Suitable for ATEX areas
- Meets TRbF 131 part 2 par 5.5 (flame resistance)
- Design Factor 4:1



## Tolerances

According to EN 12115

Refer to Technical Handbook on page TH35

## Temperature Range

-35 °C (-31 °F) to +100 °C (+212 °F)

For aggressive chemicals and solvents the hose is intended to be used at room temperature. The hose can be cleaned and sterilized with usual detergents or steam – a temperature of +130 °C (+266 °F) for short periods.

Part Number	I.D. (mm)	O.D. (mm)	Max. Working Pressure			Weight	min. Bend Radius	in Stock
			MPa	psi	bar			
IH36810130/40	19	31	1.6	232.0	16	0.56	187.5	Y
IH36810131/40	25	37	1.6	232.0	16	0.71	225	Y
IH36810132/40	32	44	1.6	232.0	16	0.86	262.5	Y
IH36810133/40	38	51	1.6	232.0	16	1.11	337.5	Y
IH36810134/40	50	66	1.6	232.0	16	1.72	412.5	Y
IH36810135/40	63.5	79	1.6	232.0	16	2.10	450	N
IH36810136/40	75	91	1.6	232.0	16	2.56	525	N
IH36810137/40	100	116	1.6	232.0	16	3.38	675	N

### WARNING!

If delivering chemicals over +25 °C (+77 °F), please contact us. Many chemical products can cause severe injuries to people or damage to property, and here are risks of environmental pollution in case of leakage or hose burst. All necessary measures must be taken in order to avoid accidents both during normal service operations and during hydrostatic tests, which must be carried out by trained personnel using suitable tools.





# POLIAX D SM EN 12115

According to EN 12115

*Suitable for suction and delivery of highly aggressive chemicals, according to EN 12115.*

## Hose Construction

- Tube:** Black, smooth antistatic EPM nitrosamine free rubber compound
- Reinforcement:** Synthetic textile fabrics, embedded steel wire helix and built-in copper wires to facilitate the electrical connection between hose and end couplings
- Cover:** Black, antistatic ( $R < 1 \text{ M}\Omega/\text{m}$ ), EPDM rubber compound, heat, abrasion, ageing and weather resistant



- In-plant and storage tank transfer
- Nitrosamine free
- Flexibility and kink resistance
- Suitable for ATEX areas
- Meets TRbF 131 part 2 par 5.5 (flame resistance)
- Vacuum 0.9 bar up to 63.5 mm then 0.8 bar
- Design Factor 4:1



## Tolerances






According to EN 12115

Refer to Technical Handbook on page TH35

## Temperature Range

-35 °C (-31 °F) to +100 °C (+212 °F)

For aggressive chemicals and solvents the hose is intended to be used at room temperature. The hose can be cleaned and sterilized with usual detergents or steam – a temperature of +130 °C (+266 °F) for short periods.

Part Number			 Max. Working Pressure			 Weight	 min. Bend Radius	in Stock
	I.D. (mm)	O.D. (mm)	MPa	psi	bar	kg/m	mm	
IH36810111/40	19	31	1.6	232.0	16	0.70	125	Y
IH36810112/40	25	37	1.6	232.0	16	0.92	150	Y
IH36810113/40	32	44	1.6	232.0	16	1.09	175	Y
IH36810114/40	38	51	1.6	232.0	16	1.35	225	Y
IH36810115/40	50	66	1.6	232.0	16	1.84	275	Y
IH36810116/40	63.5	79	1.6	232.0	16	2.54	300	Y
IH36810117/40	75	91	1.6	232.0	16	3.12	350	Y
IH36810118/40	100	116	1.6	232.0	16	4.41	450	N

### WARNING!

If delivering chemicals over +25 °C (+77 °F), please contact us. Many chemical products can cause severe injuries to people or damage to property, and here are risks of environmental pollution in case of leakage or hose burst. All necessary measures must be taken in order to avoid accidents both during normal service operations and during hydrostatic tests, which must be carried out by trained personnel using suitable tools.



# POLIAX UPE CON SM EN 12115

According to EN 12115

*POLIAX UPE CON SM EN 12115 is an heavy duty hose for suction and delivery of a wide range of highly aggressive chemicals such as most industrial acids, alkalis, oils, fuels and solvents. It can be used as a flexible connection in paint plants.*

*Refer to the Chemical Resistant Chart to determine compatibility with specific chemicals. For severe or special applications – for tighter bending radius – or if in doubt, please ask our Technical Assistance.*

## Hose Construction

- Tube:** Lucent, black, smooth, conductive, ultra high molecular weight polyethylene (UHMWPE), suitable for foodstuff contact according to FDA, EEC Directive, Italian Decrees
- Reinforcement:** Synthetic textile fabrics, embedded steel wire helix and built-in copper wires to allow the electrical connection between hose and couplings
- Cover:** Black, antistatic ( $R < 1 \text{ M}\Omega/\text{m}$ ), EPDM rubber compound, heat, abrasion, ageing and weather resistant



- High flexibility and kink resistance
- Fits also foodstuffs according to FDA
- Suitable for ATEX areas
- Meets TRbF 131 part 2 par 5.5 (flame resistance)
- Vacuum: 0.9 bar up to dn 63.5, 0.8 bar for larger sizes
- Design Factor 4:1

## Temperature Range






-20 °C (+5 °F) to +100 °C (+212 °F)

*For aggressive chemicals and solvents the hose is intended to be used at room temperature. The hose can be cleaned and sterilized with usual detergents or steam – a temperature of +130 °C (+266 °F) for short periods.*

## Tolerances

According to EN 12115

Refer to Technical Handbook on page TH35

Part Number	 I.D. (mm)	 O.D. (mm)	 Max. Working Pressure			 Weight	 min. Bend Radius	in Stock
			MPa	psi	bar			
IH36811529/40	19	31	1.6	232.0	16	0.71	187.5	Y
IH36811530/40	25	37	1.6	232.0	16	0.87	225.0	Y
IH36811531/40	32	44	1.6	232.0	16	1.07	262.5	Y
IH36811532/40	38	51	1.6	232.0	16	1.35	337.5	Y
IH36811534/40	50	66	1.6	232.0	16	2.29	412.5	Y
IH36811535/40	63.5	79	1.6	232.0	16	2.51	450.0	Y
IH36811536/40	75	91	1.6	232.0	16	3.07	525.0	Y
IH36811538/20	100	116	1.6	232.0	16	4.43	675.0	N

## WARNING!

If delivering chemicals over +25 °C (+77 °F), please contact us. Many chemical products can cause severe injuries to people or damage to property, and here are risks of environmental pollution in case of leakage or hose burst. All necessary measures must be taken in order to avoid accidents both during normal service operations and during hydrostatic tests, which must be carried out by trained personnel using suitable tools.



# POLIAX UPE CON SM OND EN 12115

According to EN 12115

*POLIAX UPE CON SM EN 12115 OND is a very flexible hose suitable for suction and delivery of a wide range of highly aggressive chemicals such as most industrial acids, alkalis, oils, fuels and solvents. It can also be used as a flexible connections in paint plants.*

*Refer to the Chemical Resistant Chart to determine compatibility with specific chemicals. For severe or special applications – for tighter bending radius – or if in doubt, please ask our Technical Assistance.*

## Hose Construction

- Tube:** Lucent, black, smooth, conductive, ultra high molecular weight polyethylene (UHMWPE), suitable for foodstuff contact according to FDA, EEC Directive, Italian Decrees
- Reinforcement:** Synthetic textile fabrics, embedded steel wire helix and built-in copper wires to allow the electrical connection between hose and couplings
- Cover:** Black, corrugated, antistatic ( $R < 1 \text{ M}\Omega/\text{m}$ ), EPDM rubber compound, heat, abrasion, ageing and weather resistant



- Extreme flexibility, superior kink resistance, minimal force to bend
- Fits also foodstuffs according to FDA
- Suitable for ATEX areas
- Meets TRbF 131 part 2 par 5.5 (flame resistance)
- Vacuum: 0.9 bar up to dn 63.5, for larger sizes 0.8 bar
- Design Factor 4:1

## Temperature Range






-20 °C (+5 °F) to +100 °C (+212 °F)

*For aggressive chemicals and solvents the hose is intended to be used at room temperature. The hose can be cleaned and sterilized with usual detergents or steam – a temperature of +130 °C (+266 °F) for short periods.*

## Tolerances

According to EN 12115

Refer to Technical Handbook on page TH35

Part Number			 Max. Working Pressure			 Weight	 min. Bend Radius	in Stock
	I.D. (mm)	O.D. (mm)	MPa	psi	bar	kg/m	mm	
IH36811570/40	19	31	1.6	232.0	16	0.71	38	Y
IH36811571/40	25	37	1.6	232.0	16	0.87	50	Y
IH36811572/40	32	44	1.6	232.0	16	1.07	64	Y
IH36811573/40	38	51	1.6	232.0	16	1.35	76	Y
IH36811574/40	50	66	1.6	232.0	16	2.29	100	Y
IH36811575/40	63.5	79	1.6	232.0	16	2.51	127	N
IH36811576/40	75	91	1.6	232.0	16	3.07	150	Y
IH36811577/20	100	116	1.6	232.0	16	4.43	200	N

## WARNING!

If delivering chemicals over +25 °C (+77 °F), please contact us. Many chemical products can cause severe injuries to people or damage to property, and here are risks of environmental pollution in case of leakage or hose burst. All necessary measures must be taken in order to avoid accidents both during normal service operations and during hydrostatic tests, which must be carried out by trained personnel using suitable tools.



# POLIAX F EN 12115

According to EN 12115

*POLIAX F EN 12115 is manufactured with high quality elastomers, with excellent chemical and mechanical properties, it results suitable for suction and delivery of a wide range of highly aggressive chemicals and solvents. Hose resistant to high temperature and designed for heavy chemical, foodstuff, pharmaceutical and cosmetic industry. Full conductive hose type  $\Omega/T$  according to EN 12115,  $R < 1M\Omega$  and  $R < 1G\Omega$  through the wall. Suitable also for ATEX area.*

*Not to be used with chlorine tri-fluoride, chlorine and fluorine gas, oxygen di-fluoride, phosgene and molten alkalis (e.g., sodium).*

## Hose Construction

**Tube:** Black, smooth, phthalates free PTFE (poly-tetrafluoroethylene). Superior resistance to high temperature, mechanical stress and to oxidation.

**Reinforcement:** High temperature resistant plies, galvanized helix wire and copper wires to discharge electricity.

**Cover:** Black, smooth, conducting ( $R < 1 M \Omega/m$ ) EPDM rubber compound, ageing, ozone and abrasion resistant.



- High flexibility and kink resistance
- Fits also foodstuffs according to FDA
- Suitable for ATEX areas
- Meets TRbF 131 part 2 par 5.5 (flame resistance)
- Meets USP XXXII class VI requirements
- Vacuum: 0.9 bar
- Design Factor 4:1

## Temperature Range






-40 °C (-40 °F) to +150 °C (+302 °F)

*For aggressive chemical and solvents intended to be used at high temperature please contact out Technical Assistance. For cleaning & sterilization refer to "Guidelines to the Use and Cleaning of Food and Pharma rubber hoses".*

## Tolerances

According to EN 12115

*Refer to Technical Handbook on page TH35*

Part Number	 I.D. (mm)	 O.D. (mm)	 Max. Working Pressure			 Weight	 min. Bend Radius	in Stock
			MPa	psi	bar			
IH36811541/40	13	25	1.6	232	16	0.54	90	N
IH36811542/40	19	31	1.6	232	16	0.7	130	N
IH36811543/40	25	37	1.6	232	16	0.86	170	N
IH36811544/40	32	44	1.6	232	16	1.18	215	N
IH36811545/40	38	51	1.6	232	16	1.43	255	N
IH36811546/40	50	66	1.6	232	16	2.08	330	N
IH36811547/40	63.5	79.5	1.6	232	16	2.96	430	N
IH36811548/40	75	91	1.6	232	16	3.43	510	N

## WARNING!

If delivering chemicals over +25 °C (+77 °F), please contact us. Many chemical products can cause severe injuries to people or damage to property, and here are risks of environmental pollution in case of leakage or hose burst. All necessary measures must be taken in order to avoid accidents both during normal service operations and during hydrostatic tests, which must be carried out by trained personnel using suitable tools.



# POLIAX PHARMA

*Flexible hose suitable for suction and delivery of pharmaceutical and cosmetic products and also suitable for food transfer. Not intended for use as an implant material. This silicone hose shows a Platinum-catalyzed cure system.*

*Not suitable for blood or human fluids.*

## Hose Construction

**Tube:** Translucent, smooth, phthalates free, SILICONE rubber compound.  
**Reinforcement:** High temperature resistant plies and stainless steel wire helix  
**Cover:** Translucent, smooth, SILICONE rubber compound, heat, ageing, ozone and abrasion resistant.

## Temperature Range

-60 °C (-76 °F) to +200 °C (+392 °F)






*For aggressive chemicals and solvents intended to be used at high temperature please contact our Technical Assistance. For cleaning & sterilization refer to "Guidelines to the Use and Cleaning of Food and Pharma rubber hoses"*

## Tolerances

According to UNI EN ISO 1307



- High Flexibility and kink resistance
- Meets European Pharmacopoeia 3.1.9 Ed. VII 2011
- 3A Sanitary Standard Class II
- Japan Ministry of Health and Welfare Notice No.370,1959, No.201,2006 and revision 2012
- USP XXXII class VI requirements
- ISO 10993 Sections 5,10,11:2009
- FDA CFR 21 PART 177.2600
- DM 21/03/1973
- BfR Recommendation XV & XXI Cat. 2
- European Regulation 1935/2004/CE
- Tested in compliance with 907/2006/CE (REACH)
- Design Factor 3:1

Part Number			 Max. Working Pressure			 Weight	 min. Bend Radius	in Stock
	I.D. (mm)	O.D. (mm)	MPa	psi	bar	kg/m	mm	
IH36811580/40	13	24	1.5	225	15	0.46	60	N
IH36811581/40	16	27	1.4	210	14	0.53	70	N
IH36811582/40	19	30	1.3	195	13	0.6	80	N
IH36811583/40	25	36	1.0	150	10	0.73	100	N
IH36811584/40	32	43	0.8	120	8	0.89	130	N
IH36811585/40	38	51	0.7	105	7	1.21	155	N
IH36811586/40	51	64	0.6	90	6	1.56	210	N

### WARNING!

If delivering chemicals over +25 °C (+77 °F), please contact us. Many chemical products can cause severe injuries to people or damage to property, and here are risks of environmental pollution in case of leakage or hose burst. All necessary measures must be taken in order to avoid accidents both during normal service operations and during hydrostatic tests, which must be carried out by trained personnel using suitable tools.





aerospace  
climate control  
electromechanical  
filtration  
fluid & gas handling  
hydraulics  
pneumatics  
process control  
sealing & shielding



## Material Handling



ENGINEERING YOUR SUCCESS.



# H – Material Handling

Hose	ID Range (mm)	Temp. Range (°C)	Application
LIBECCIO EN ISO 3861	19 - 100	-30 / +70	wet and dry sand and cement
CEMENT 713 10	50 - 100	-30 / +70	wet and dry sand and cement
CEMENT SM 10	50 - 125	-30 / +70	wet and dry sand and cement
INTONACATRICI 40	25 - 65	-30 / +70	wet and dry sand and cement
BETON 80	51 - 125	-40 / +70	high pressure concrete pumping
CERGOM	25 - 200	-30 / +70	high abrasive materials





	Tube	Reinforce- ment	Cover	WP (bar)	Design Factor	Suction	Industry standard	Page
	BR/NR	textile	SBR/NBR	10	4		EN ISO 3861	H4
	BR/NR	textile + copper wires	SBR	10	3			H5
	BR/NR	textile	SBR	10	3	yes		H6
	BR/NR	textile	SBR	40	3			H7
	NR/SBR	steel wire	NR/SBR	80	2.5			H8
	CERAMIC	textile + copper wires	SBR/NBR	6	3	yes		H9



# LIBECCIO EN ISO 3861

According to EN ISO 3861

*Suitable for conveying of wet and dry sand and grit blasting materials.*

## Hose Construction

**Tube:** Smooth, black, antistatic, abrasion resistant BR/NR rubber compound. Abrasion according to ISO 4649: max. 60 - 70 mm<sup>3</sup>

**Reinforcement:** Synthetic textile fabrics

**Cover:** Black, smooth, antistatic, weather and abrasion resistant SBR/NBR compound. The cover is pinpricked to prevent blistering and bubbling, max. resistance on finished hose: 2,0 MΩ/m








- Exceeds EN ISO 3861 requirements
- Robust and light version available
- Construction, general industry, shipyards
- Design Factor 4:1

## Tolerances

According to RMA steel mandrel  
Refer to Technical Handbook on page TH35

## Temperature Range

-30 °C (-22 °F) to +70 °C (+158 °F)

Part Number			 Max. Working Pressure			 Weight	 min. Bend Radius	in Stock
	I.D. (mm)	O.D. (mm)	MPa	psi	bar	kg/m	mm	
IH36820300/40	19	33	1.0	150.0	10	0.69	190	Y
IH36820200/40	25	40	1.0	150.0	10	0.92	250	Y
IH36820201/40	30	45	1.0	150.0	10	1.05	300	Y
IH36820202/40	32	48	1.0	150.0	10	1.37	320	Y
IH36820303/40	38	55	1.0	150.0	10	1.46	380	Y
IH36820305/40	42	60	1.0	150.0	10	1.70	420	N
IH36820206/40	50	72	1.0	150.0	10	2.54	500	Y
IH36820207/40	60	82	1.0	150.0	10	2.95	600	Y
IH36820209/20	80	105	1.0	150.0	10	4.32	800	Y
IH36820210/20	90	115	1.0	150.0	10	4.84	900	N
IH36820211/20	100	125	1.0	150.0	10	5.30	1000	N



# CEMENT 713 10

*Suitable for delivery of dry cement, grain, seeds and animal feed to road tankers and storage bins or silos.*

## Hose Construction

**Tube:** Smooth, black, antistatic, abrasion resistant BR/ NR rubber compound. Abrasion according to DIN 53516; ISO 4649; ASTM D 5963: max. 60 – 70 mm<sup>3</sup>

**Reinforcement:** Synthetic textile fabrics and built-in copper wire giving electrical continuity between both ends

**Cover:** Black, abrasion and weather-resistant, SBR rubber compound








- Construction, general industry
- In-plant transfer/loading, bulk transport trucks
- Design Factor 3:1

## Tolerances

According to RMA steel mandrel  
Refer to Technical Handbook on page TH35

## Temperature Range

-30 °C (-22 °F) to +70 °C (+158 °F)

Part Number	 I.D. (mm)	 O.D. (mm)	 Max. Working Pressure			 Weight	 min. Bend Radius	in Stock
			MPa	psi	bar			
IH36822223/40	50	68	1.0	145.0	10	2.04	600	N
IH36822225/40	63.5	81	1.0	145.0	10	2.49	760	N
IH36822217/40	75	93	1.0	145.0	10	2.92	900	Y
IH36822222/40	80	98	1.0	145.0	10	3.10	960	N
IH36822230/40	90	110	1.0	145.0	10	3.90	1080	N
IH36822220/40	100	120	1.0	145.0	10	4.29	1200	Y



## CEMENT SM 10

*Suitable for suction and delivery of dry cement to road tankers and storage bins or silos.*

### Hose Construction

- Tube:** Black, antistatic smooth abrasion resistant BR/NR rubber compound, abrasion max. 60 - 70 mm<sup>3</sup>
- Reinforcement:** Synthetic textile fabrics, embedded steel wire helix
- Cover:** Black, abrasion and weather-resistant, SBR rubber compound








- In-plant transfer/loading, bulk transport trucks
- Construction, general industry
- Good flexibility
- Vacuum 0.8 bar
- Design Factor 3:1

### Temperature Range

-30 °C (-22 °F) to +70 °C (+158 °F)

### Tolerances

According to RMA steel mandrel  
Refer to Technical Handbook on page TH35

Part Number			 Max. Working Pressure			 Weight	 min. Bend Radius	in Stock
	I.D. (mm)	O.D. (mm)	MPa	psi	bar	kg/m	mm	
IH36923100/40	50	64	0.1	150.0	10	1.92	300	Y
IH36923101/40	60	74	0.1	150.0	10	2.26	360	N
IH36923105/20	75	93	0.1	150.0	10	3.53	450	N
IH36923102/20	100	118	0.1	150.0	10	4.80	600	Y
IH36923109/20	120	140	0.1	150.0	10	6.54	720	N
IH36923107/20	125	143	0.1	150.0	10	5.77	750	N



# INTONACATRICI 40

*Designed for delivery of plaster and abrasive materials such as mortar and wet cement from plastering machines or spray nozzles.*

## Hose Construction

**Tube:** Black, abrasion resistant, antistatic smooth BR/NR rubber compound.  
Abrasion max. 60 - 70 mm<sup>3</sup>

**Reinforcement:** Synthetic textile fabrics

**Cover:** Black, abrasion and weather-resistant, SBR rubber compound

## Temperature Range






-30 °C (-22 °F) to +70 °C (+158 °F)



- Construction, general industrial
- Cover resistant to cuts, gouges, scuffs
- High working pressure
- Design Factor 3:1

## Tolerances

According to RMA steel mandrel  
Refer to Technical Handbook on page TH35

Part Number	 I.D. (mm)	 O.D. (mm)	 Max. Working Pressure			 Weight kg/m	 min. Bend Radius mm	in Stock
			MPa	psi	bar			
IH36822030/40	25	38	4.0	600.0	40	0.89	300	Y
IH36822041/40	32	46	4.0	600.0	40	1.14	380	Y
IH36822031/40	50	66	4.0	600.0	40	1.95	600	N
IH36822050/20	65	85	4.0	600.0	40	3.04	780	N



# BETON 80

Suitable for placement of concrete at casting locations by concrete pumps at the ends of the machine arms.

## Hose Construction

- Tube: Smooth, black NR/SBR compound resistant to the abrasive action of the concrete abrasion DIN 53516: max. 50±5 mm³
- Reinforcement: Steel wire cord plies
- Cover: Black, smooth, weather and abrasion resistant NR/SBR rubber compound

## Temperature Range

-40 °C (-40 °F) to +70 °C (+158 °F)








- Flexibility and kink resistance also for easy cleaning
- Wet abrasive materials
- High abrasion resistant tube assures longer service life
- Dedicated fitting series
- Design Factor 2.5:1

## Tolerances

On outside diameter  
According to RMA steel mandrel

On inside diameter  
According to UNI EN ISO 1307  
Refer to Technical Handbook on page TH35

Part Number			 Max. Working Pressure			 Weight	 min. Bend Radius	in Stock
	I.D. (mm)	O.D. (mm)	MPa	psi	bar	kg/m	mm	
IH36827051/0	51	75	8	1200	80	3.96	380	Y
IH36827052/0	65	89	8	1200	80	4.84	400	Y
IH36827053/0	76	100	8	1200	80	5.4	400	N
IH36827054/0	100	124	8	1200	80	7.04	550	N
IH36827055/0	125	150	8	1200	80	8.9	700	N



# CERGOM

## Parker Global Product

*Suitable for pneumatic suction and delivery of dry cement, coal, CDR (fuel by-waste material), minerals, ceramic powder, glass recovery, fibreglass, and to load tankers and storage bins or silos. Applications in the industries: steelworks, cookery, thermoelectric power plant, cement works, mining industries, ceramic works, glassworks, insulating material manufactures etc. Supplied in customized lengths.*

### Hose Construction

- Tube:** Ceramic hexagonal plates (sinterized Alumina Oxide) processed to match black BR/NR rubber compound, highly resistant to abrasion
- Reinforcement:** Synthetic textile fabrics, embedded steel wire helix and built-in copper wires to provide electrical continuity between both ends
- Cover:** Black, antistatic ( $R < 2.0 \text{ M}\Omega/\text{m}$ ), abrasion and weather-resistant, SBR/NBR rubber compound







- Parker International Patent PCT-EP2007-057488
- Outstanding resistance at the abrasion
- Unique construction provides service life many times longer than traditional rubber hoses
- Reduces operations, logistics and admin costs
- Customized assemblies with built-in tech
- Design Factor 3:1

### Temperature Range

-30 °C (-22 °F) to +70 °C (+158 °F)

### Tolerances

Length tolerance  $\pm 1 \%$

Part Number	 I.D. (mm)	 O.D. (mm)	 Max. Working Pressure			 Weight	 min. Bend Radius	in Stock
			MPa	psi	bar			
IH36829020/0	25	49	1.0	145.0	10	2.59	375	N
IH36829021/0	32	56	1.0	145.0	10	3.07	480	N
IH36829022/0	38	62	1.0	145.0	10	3.48	570	N
IH36829023/0	42	66	1.0	145.0	10	3.75	630	N
IH36829024/0	48	72	1.0	145.0	10	4.17	720	N
IH36829025/0	50	74	1.0	145.0	10	4.31	750	N
IH36829026/0	60	86	1.0	145.0	10	5.27	900	N
IH36829027/0	63.5	90	1.0	145.0	10	5.54	953	N
IH36829028/0	70	100	1.0	145.0	10	6.00	1050	N
IH36829029/0	75	105	1.0	145.0	10	6.35	1125	N
IH36829030/0	80	110	1.0	145.0	10	6.93	1200	N
IH36829031/0	100	132	1.0	145.0	10	8.56	1500	N
IH36829032/0	114	147	1.0	145.0	10	13.24	1710	N
IH36829033/0	125	158	1.0	145.0	10	14.42	1875	N
IH36829034/0	150	188	1.0	145.0	10	19.42	2250	N
IH36829035/0	200	240	1.0	145.0	10	27.68	3045	N





RUBBER HOSE DRINKPRESS

10 bar  PARKER  
FDA - ADI free  
BFR - D.M. 21/03/73

aerospace  
climate control  
electromechanical  
filtration  
fluid & gas handling  
hydraulics  
pneumatics  
process control  
sealing & shielding

10 bar  PARKER  
FDA - ADI free  
BFR - D.M. 21/03/73



## Beverage & Food



ENGINEERING YOUR SUCCESS.



# I – Beverage & Food

Hose	ID Range (mm)	Temp. Range (°C)	Application
DRINKPRESS WB/L 10	10 - 25	-20 / +100	food & beverage, wash-down
GAMBRINUS UPE SM EN12115	19 - 100	-20 / +100	food & beverage
GAMBRINUS BLUE 10	19 - 102	-30 / +80	fatty food & beverage
GAMBRINUS BLUE SM 10	19 - 102	-30 / +80	fatty food & beverage
GAMBRINUS ANTICRUSH	38 - 76	-40 / +80	milk and milk-by product
GAMBRINUS RED 10	19 - 63.5	-40 / +120	wine and soft drinks food & beverage
GAMBRINUS RED SM 10	19 - 102	-40 / +120	wine and soft drinks food & beverage
GAMBRINUS BLACK SM 10	51 - 100	-40 / +80	abrasive food
VINITRESS	6 - 50	-20 / +60	food & beverage
APERSPIR	12 - 150	-10 / +60	food & beverage
ENOREX	25 - 120	-25 / +60	wine and soft drinks food & beverage
TE Potable Water PU Hose	38 - 152	-40 / +80	potable water transfert

## Guidelines to the Use and Cleaning of Food Rubber Hose

Refer to Technical Handbook on page TH13



	Tube	Reinforce- ment	Cover	WP (bar)	Design Factor	Suction	Industry standard	Page
	EPDM	textile	EPDM	10	4		FDA - BfR	I4
	UHMWPE	textile + copper wires	EPDM	16	4	yes	**EN12115-FDA-DM	I5
	NBR	textile	NBR/PVC	10	3		* BfR - DM - FDA - EC	I6
	NBR	textile	NBR/PVC	10	3	yes	* BfR - DM - FDA - EC	I7
	NR	textile	NBR	6		yes	* BfR - DM - FDA - EC	I8
	EPDM	textile	EPDM	10	3		* BfR - DM - FDA - EC	I9
	EPDM	textile	EPDM	10	3	yes	* BfR - DM - FDA - EC	I10
	NR	textile	NR/SBR	10	3	yes	* BfR - DM - FDA - EC	I11
	PVC	textile	PVC	20	3		EC 90/128 CLASS A-B-C	I12
	PVC	steel wire	PVC	15	3	yes	EC 90/128 CLASS A-B-C	I13
	PVC	PVC wire		10	3	yes	EC 1935:2004 CLASS A-B-C	I14
	PU	textile	PU	31	2		WRAS - DWI - NSF 61	I15

\* BfR Class2 - DM 21/03/73 - FDA title21 - EC 1935/2004

\*\* EN 12115 - FDA title21 - DM 21/03/73 - DM 220 26/04/93



## DRINKPRESS WB/L 10

*Designed for delivery of all foodstuffs containing vegetable fats and fluids as well as beverages such as wine, fruit juices and liqueurs. Also suitable for wash-down in food processing with hot water.*

### Hose Construction

**Tube:** White, smooth, EPDM food quality rubber compound

**Reinforcement:** High tensile synthetic yarns

**Cover:** Blue, smooth, abrasion, vegetable fats, ozone and weather resistant EPDM rubber compound

### Temperature Range






-20 °C (+4 °F) to +100 °C (+212 °)



- Multipurpose food grade hose
- According to FDA 21 – BfR recommendation XXI Cat. 2
- Versatility of use, food transfer, wash-down applications
- Design Factor 3:1

### Tolerances

According to UNI EN ISO 1307/97  
Refer to Technical Handbook on page TH35

Part Number	 I.D. (mm)	 O.D. (mm)	 Max. Working Pressure			 Weight	 min. Bend Radius	in Stock
			MPa	psi	bar			
IH30240022/40	10	19	1	150	10	0.31	80	N
IH30240020/40	13	23	1	150	10	0.42	105	Y
IH30240025/40	16	26	1	150	10	0.49	130	N
IH30240030/40	19	30	1	150	10	0.71	150	Y
IH30240035/40	25	36	1	150	10	1.05	200	N

# GAMBRINUS UPE SM EN 12115

According to EN 12115

*Designed to handle all beverages such milk, mineral water, fruit juices, wine, liqueurs etc..., as well as animal or vegetable fats and oils. It is also suitable for sanitary materials. UHMUPE tube does not leach into and contaminate the product conveyed. Suitable for suction and delivery.*

## Hose Construction

**Tube:** Smooth, white undercoat, ultra high molecular weight translucent polyethylene (UHMWPE), suitable for foodstuff contact

**Reinforcement:** Synthetic textile fabrics with embedded steel wire helix and copper wire to allow electrical connection between hose and couplings

**Cover:** Blue, abrasion and weather resistant EPDM rubber compound



- According to EN 12115 - FDA title21 - DM 21/03/73 - DM 220 26/04/93
- Compatibility with all liquid foodstuffs & outstanding performance in one solution
- Design Factor 4:1
- Vacuum: 0.8 bar max

## Tolerances






According to EN 12115

Refer to Technical Handbook on page TH35

## Temperature Range

-20 °C (-4 °F) to +100 °C (+212 °F)

sterilization at 130 °C for short periods

Part Number				Max. Working Pressure				 min. Bend Radius	in Stock
	I.D. (mm)	O.D. (mm)	MPa	psi	bar	kg/m			
IH36242301/40	19	31	1.6	232.0	16	0.70	190	N	
IH36242302/40	25	37	1.6	232.0	16	0.90	225	Y	
IH36242303/40	32	44	1.6	232.0	16	1.20	260	Y	
IH36242304/40	38	51	1.6	232.0	16	1.50	335	Y	
IH36242305/40	50	66	1.6	232.0	16	2.20	410	Y	
IH36242306/40	63.5	79	1.6	232.0	16	2.80	450	N	
IH36242307/40	75	91	1.6	232.0	16	3.30	525	N	
IH36242309/40	100	116	1.2	180.0	12	4.70	675	N	



# GAMBRINUS BLUE 10

*Designed to handle fatty foods, milk in a variety of transfer and delivery applications, including milk collection.*

## Hose Construction

**Tube:** White, smooth NBR Phthalates free rubber compound, non-toxic, odorless and taste-free. Manufactured on stainless steel mandrel for the maximum cleanliness, hygienic standards and a bacteria-free surface.

**Reinforcement:** Synthetic textile fabrics  
**Cover:** Blue NBR/PVC rubber compound, non-marking, abrasion and weather-resistant








- According to FDA, BfR class 2, DM 21/03/73, EC 1935/2004
- Indoors and outdoors
- ADI free
- Design Factor 3:1

## Tolerances

According to RMA steel mandrel  
 Refer to Technical Handbook on page TH35

## Temperature Range

-30 °C (-22 °F) to +80 °C (+176 °F)  
 sterilization at 110 °C for max 10 min.

Part Number				Max. Working Pressure				Weight		min. Bend Radius	in Stock
	I.D. (mm)	O.D. (mm)	MPa	psi	bar	kg/m	mm				
IH36242431/40	19	29	1.0	150.0	10	0.67	120	Y			
IH36242432/40	25	35	1.0	150.0	10	0.80	150	Y			
IH36242434/40	32	44	1.0	150.0	10	1.23	190	Y			
IH36242435/40	38	50	1.0	150.0	10	1.38	240	Y			
IH36242436/40	40	52	1.0	150.0	10	1.41	250	N			
IH36242437/40	45	57	1.0	150.0	10	1.62	310	N			
IH36242438/40	51	64	1.0	150.0	10	1.88	350	Y			
IH36242439/40	60	73	1.0	150.0	10	2.24	410	N			
IH36242440/40	63.5	77	1.0	150.0	10	2.60	450	N			
IH36242441/40	70	83	1.0	150.0	10	2.86	550	N			
IH36242442/40	76	89	1.0	150.0	10	3.00	600	N			
IH36242443/40	80	93	1.0	150.0	10	3.17	630	N			
IH36242444/20	102	116	1.0	150.0	10	4.60	750	N			



# GAMBRINUS BLUE 10 SM

*Designed to handle fatty foods, milk in a variety of suction and delivery applications indoors and outdoors, including milk collection.*

## Hose Construction

- Tube:** White, smooth NBR Phthalates free rubber compound, non-toxic, odorless and taste-free. Manufactured on stainless steel mandrel for the maximum cleanliness, hygienic standards and a bacteria-free surface.
- Reinforcement:** Synthetic textile fabrics and embedded steel wire helix
- Cover:** Blue NBR/PVC rubber compound, non-marking, abrasion and weather-resistant.



- According to FDA, BfR class 2, DM 21/03/73, EC 1935/2004
- Excellent flexibility, kink resistance, easy handling
- ADI free
- Design Factor 3:1
- Vacuum: 0.9 bar

## Tolerances

According to RMA steel mandrel  
Refer to Technical Handbook on page TH35

## Temperature Range

-30 °C (-22 °F) to +80 °C (+176 °F)  
sterilization at 110 °C for max 10 min.

Part Number	I.D. (mm)	O.D. (mm)	Max. Working Pressure			Weight	min. Bend Radius	in Stock
			MPa	psi	bar			
IH36242401/40	19	29	1.0	150.0	10	0.67	38	Y
IH36242402/40	25	35	1.0	150.0	10	0.80	50	Y
IH36242404/40	32	44	1.0	150.0	10	1.23	64	Y
IH36242405/40	38	50	1.0	150.0	10	1.38	76	Y
IH36242406/40	40	52	1.0	150.0	10	1.41	80	Y
IH36242407/40	45	57	1.0	150.0	10	1.62	90	N
IH36242408/40	51	64	1.0	150.0	10	1.88	102	Y
IH36242409/40	60	73	1.0	150.0	10	2.24	150	N
IH36242410/40	63.5	77	1.0	150.0	10	2.60	160	Y
IH36242411/40	65	79	1.0	150.0	10	2.66	170	N
IH36242412/40	70	83	1.0	150.0	10	2.86	180	N
IH36242413/40	76	89	1.0	150.0	10	3.00	190	Y
IH36242414/40	80	93	1.0	150.0	10	3.17	250	N
IH36242415/20	102	116	1.0	150.0	10	4.60	380	Y



## GAMBRINUS ANTICRUSH

*Designed for suction and delivery of milk and milk by-products. The special thermoplastic embedded helix resists to accidental crushing; it's therefore ideal for tank truck applications.*

### Hose Construction

- Tube:** White, smooth, phthalate free NR food quality rubber compound.
- Reinforcement:** Synthetic textile fabrics and embedded Polyamide helix
- Cover:** Blue, smooth, NBR rubber compound. Resistant to abrasion, weather and ozone

### Temperature Range

-40 °C (-40 °F) to +80 °C (+176 °F)








- According to FDA 21 cfr 177.2600, BfR Class 2, D.M. 21/03/73, EC 1935/2004
- Extremely lightweight
- Design Factor 3:1
- Vacuum: 0.7 bar

### Tolerances

According to ISO 1307

Refer to Technical Handbook on page TH35

Part Number				Max. Working Pressure				Weight		min. Bend Radius	in Stock
	I.D. (mm)	O.D. (mm)	MPa	psi	bar	kg/m	mm				
IH36242101/40	38	52	0.6	90	6	0.77	130	N			
IH36242102/40	51	65	0.6	90	6	0.97	185	N			
IH36242103/40	63.5	77.5	0.6	90	6	1.21	240	N			
IH36242104/40	76	92	0.6	90	6	1.61	300	N			

# GAMBRINUS RED 10

*Recommended for wine, beer, liqueurs, fruit juice and soft drinks in process, package and transfer phase. Ideal either fixed and mobile installation. Not suitable for fatty food.*

## Hose Construction

**Tube:** White, smooth EPDM Phthalates free rubber compound, non-toxic, odorless and taste-free. Manufactured on stainless steel mandrel for the maximum cleanliness and hygienic standards

**Reinforcement:** Synthetic textile fabrics

**Cover:** Red EPDM rubber compound, non-marking, abrasion and weather-resistant








- According to FDA, BfR class 2, DM 21/03/73, EC 1935/2004
- Up to 96 % alcoholic content
- ADI free
- Crimped Stainless Steel Fittings available
- Design Factor 3:1

## Tolerances

According to RMA steel mandrel  
Refer to Technical Handbook on page TH35

## Temperature Range

-40 °C (-40 °F) to +120 °C (+248 °F)  
sterilization at 110 °C for max 30 min.

Part Number				Max. Working Pressure				 min. Bend Radius	in Stock
	I.D. (mm)	O.D. (mm)	MPa	psi	bar	kg/m			
IH36242531/40	19	29	1.0	150.0	10	0.45	95	N	
IH36242532/40	25	35	1.0	150.0	10	0.59	140	N	
IH36242533/40	30	41	1.0	150.0	10	0.80	160	N	
IH36242534/40	32	43	1.0	150.0	10	0.90	170	N	
IH36242535/40	38	51	1.0	150.0	10	1.20	200	N	
IH36242536/40	40	54	1.0	150.0	10	1.40	220	N	
IH36242537/40	51	65	1.0	150.0	10	1.90	250	N	
IH36242538/40	60	76	1.0	150.0	10	2.50	320	N	
IH36242539/40	63.5	81	1.0	150.0	10	2.60	340	N	



## GAMBRINUS RED 10 SM

*Recommended for wine, beer, liqueurs, fruit juice and soft drinks in process, package and transfer phase. Ideal either fixed and mobile installation. Not suitable for fatty food. Designed for suction and delivery.*

### Hose Construction

**Tube:** White, smooth EPDM Phthalates free rubber compound, non-toxic, odorless and taste-free.  
Manufactured on stainless steel mandrel for the maximum cleanliness and hygienic standards

**Reinforcement:** Synthetic textile fabrics and embedded steel wire helix

**Cover:** Red EPDM rubber compound, non-marking, abrasion and weather-resistant








- According to FDA, BfR class 2, DM 21/03/73, EC 1935/2004
- Up to 96 % alcoholic content
- Excellent flexibility, kink resistance, easy handling
- ADI free
- Crimped Stainless Steel Fittings available
- Design Factor 3:1
- Vacuum: 0.9 bar

### Tolerances

According to RMA steel mandrel  
Refer to Technical Handbook on page TH35

### Temperature Range

-40 °C (-40 °F) to +120 °C (+248 °F)  
sterilization at 110 °C for max 30 min.

Part Number				Max. Working Pressure				Weight		min. Bend Radius	in Stock
	I.D. (mm)	O.D. (mm)	MPa	psi	bar	kg/m		mm			
IH36242501/40	19	29	1.0	150.0	10	0.67		80	N		
IH36242502/40	25	35	1.0	150.0	10	0.80		125	N		
IH36242503/40	30	42	1.0	150.0	10	1.11		150	N		
IH36242504/40	32	44	1.0	150.0	10	1.23		160	N		
IH36242505/40	38	50	1.0	150.0	10	1.38		190	Y		
IH36242506/40	40	52	1.0	150.0	10	1.41		200	N		
IH36242507/40	45	57	1.0	150.0	10	1.62		225	N		
IH36242508/40	51	64	1.0	150.0	10	1.88		255	Y		
IH36242509/40	60	73	1.0	150.0	10	2.24		300	N		
IH36242510/40	63.5	77	1.0	150.0	10	2.60		320	Y		
IH36242511/40	76	89	1.0	150.0	10	3.00		390	Y		
IH36242512/40	80	93	1.0	150.0	10	3.17		440	N		
IH36242513/20	102	116	1.0	150.0	10	4.60		560	N		

# GAMBRINUS BLACK SM 10

*For abrasive dry food such as flour, sugar, grains, granules, pellets and animal food. Suitable for suction and delivery.*

## Hose Construction

- Tube:** White, NR phthalates free, abrasion resistant, food quality rubber compound
- Reinforcement:** Synthetic textile fabrics, embedded steel wire helix and built-in copper wire
- Cover:** Black NR/SBR rubber compound, antistatic ( $R < 1M\Omega$ ), abrasion, weather and ozone resistant.

## Temperature Range






-40 °C (-40 °F) to +80 °C (+176 °F)  
sterilization at 110 °C for max 30 min.



- According to FDA, BfR class 2, DM 21/03/73, EC 1935/2004
- In-plant and tank transfer, delivery and transport
- Design Factor 3:1
- Vacuum: 0.9 bar

## Tolerances

According to RMA steel mandrel  
Refer to Technical Handbook on page TH35

Part Number				Max. Working Pressure			 Weight	 min. Bend Radius	in Stock
	I.D. (mm)	O.D. (mm)	MPa	psi	bar	kg/m	mm		
IH36242203/40	51	65	1.0	150.0	10	1.92	300	N	
IH36242204/40	60	75	1.0	150.0	10	2.30	360	N	
IH36242205/40	63.5	79	1.0	150.0	10	2.43	380	N	
IH36242206/40	70	86	1.0	150.0	10	2.80	420	N	
IH36242207/40	76	92	1.0	150.0	10	3.25	450	N	
IH36242208/40	80	96	1.0	150.0	10	3.45	480	N	
IH36242209/20	102	118	1.0	150.0	10	4.80	610	N	



## VINITRESS

*For delivery of foodstuff in general industrial purposes and for agriculture applications.*

### Hose Construction

Flexible, transparent PVC hose having a textile reinforcement between the walls.

### Temperature Range






-20 °C (-4 °F) TO +60 °C (140 °F)  
sterilization at 130 °C for short periods



- According to European Directive EC 90/128 Class A, B and C
- Low duty mission profile
- Transparent structure to visually monitor the passage of media
- Design Factor 3:1

### Tolerances

Refer to Technical Handbook on page TH35

Part Number				Max. Working Pressure				Weight		min. Bend Radius	in Stock
	I.D. (mm)	O.D. (mm)	MPa	psi	bar	kg/m		mm			
IH35033229/100	6	12	2.0	300.0	20	0.10		40	Y		
IH35033230/100	8	14	2.0	300.0	20	0.13		50	Y		
IH35033223/50	9	15	2.0	300.0	20	0.14		50	Y		
IH35033231/100	10	16	2.0	300.0	20	0.15		60	Y		
IH35033220/50	13	19	1.2	174.0	12	0.18		80	Y		
IH35033222/50	15	21	1.2	174.0	12	0.21		90	Y		
IH35033221/50	19	26	1.0	150.0	10	0.30		110	Y		
IH35033245/50	25	33	0.8	116.0	8	0.44		150	Y		
IH35033241/25	32	42	0.7	101.5	7	0.71		190	N		
IH35033246/25	38	48	0.6	87.0	6	0.82		230	N		
IH35033240/25	40	50	0.6	87.0	6	0.86		240	N		
IH35033242/25	50	64	0.5	72.5	5	1.53		300	N		

# APERSPIR

*Suitable for suction and delivery of foodstuff in general industrial purposes and for agriculture applications.*

## Hose Construction

Flexible and light hose having an harmonic steel wire helix embedded in a transparent PVC wall.

## Temperature Range

-10 °C (+14 °F) to +60 °C (+140 °F)



- According to European Directive EC 90/128 Class A, B and C
- Medium and heavy duty mission profile
- Vacuum: 0.8 bar

## Tolerances

Refer to Technical Handbook on page TH35

Part Number	I.D. (mm)	Wall (mm)	Max. Working Pressure			Weight kg/m	min. Bend Radius mm	in Stock
			MPa	psi	bar			
IH35641012/30	12	3.1	1.5	217.5	15	0.19	20	Y
IH35641016/50	16	3.1	1.5	217.5	15	0.26	30	Y
IH35641019/50	19	3.5	1.2	174.0	12	0.33	40	Y
IH35641020/50	20	3.5	1.2	174.0	12	0.34	40	Y
IH35641025/50	25	4.2	1.1	159.5	11	0.52	50	Y
IH35641030/50	30	4.2	1.0	150.0	10	0.63	60	Y
IH35641032/50	32	4.5	0.95	137.75	9.5	0.66	60	Y
IH35641038/50	38	4.5	0.8	116.0	8	0.80	80	Y
IH35641040/50	40	5	0.8	116.0	8	0.95	80	Y
IH35641045/50	45	5	0.75	108.75	7.5	1.15	90	Y
IH35641050/50	50	5.4	0.7	101.5	7	1.30	100	Y
IH35641060/50	60	6.1	0.6	87.0	6	1.75	120	Y
IH35641075/50	75	7	0.45	65.25	4.5	2.30	150	Y
IH35641100/30	100	8	0.3	43.5	3	3.65	200	Y
IH35641120/30	120	8	0.2	29.0	2	4.30	240	N
IH35641125/30	125	8.3	0.2	29.0	2	4.60	250	N
IH35641150/20	150	9.5	0.2	29.0	2	6.50	300	N

APERSPIR I.D. mm. FOOD QUALITY - MADE IN ITALY - PARKER





## ENOREX

*Suction and delivery of wine and liquid foodstuffs in cellars, stores and docks for loading and unloading tankers and storage tankers.*

### Hose Construction

Flexible and light hose having a red, rigid PVC spiral embedded in transparent PVC wall, manufactured with materials according to 2007/19/EC European Standard for foods, and 2002/95/EC European standard RoHS.

### Temperature Range






-25 °C (-13 °F) to +60 °C (+140 °F)



- According to EC 1935/2004 Class A, B and C
- Heavy duty mission profile
- Vacuum: 0.9 bar
- Design Factor 3:1

### Tolerances

Refer to Technical Handbook on page TH35

Part Number				Max. Working Pressure					in Stock
	I.D. (mm)	O.D. (mm)	MPa	psi	bar	kg/m	min. Bend Radius mm		
IH35620025/50	25	34	1.0	150.0	10	0.55	125	N	
IH35620030/50	30	40	1.0	150.0	10	0.65	150	N	
IH35620040/50	40	50	0.9	130.5	9	0.85	200	N	
IH35620050/50	50	62	0.8	116.0	8	1.20	250	N	
IH35620060/50	60	72	0.75	108.8	7.5	1.60	360	N	
IH35620080/50	80	94	0.65	94.25	6.5	2.20	520	N	
IH35620100/25	100	116	0.5	72.5	5	3.36	650	N	
IH35620120/25	120	138	0.3	43.5	3	4.20	780	N	



## TE POTABLE WATER PU HOSE

*Used in mobile applications to transfer large volumes of drinking water from tank trucks to major public events or work sites, as well as emergency water supply lines to bypass water mains where service has been curtailed due to construction.*

### Hose Construction






Polyurethane extruded through one woven polyester ply of reinforcement.

### Temperature Range

-40 °C (-40 °F) to +80 °C (+176 °F)



- Has been fully tested to prove compatibility with potable water, including taste and odour
- Much easier to couple, install and remove than polyethylene pipe
- High performing polymer preserve from fluid contamination.
- In compliance with Drinking Water Inspectorate (DWI), Polish National Institute of Public Health, Water Regulations Advisory Scheme (WRAS) and USA NSF 61
- Design Factor 2:1

Part Number		Nominal Diameter			 Max. Working Pressure			 Weight	 min. Bend Radius	in Stock
	(mm)	(inch)	Wall (mm)	MPa	psi	bar	kg/m	mm		
TE15X200MBPW	38	1½	2.15	3.1	450.0	31	0.331	–	N	
TE20X200MBPW	51	2	2.30	3.1	450.0	31	0.408	–	N	
TE25X200MBPW	63.5	2 ½	2.30	3.1	450.0	31	0.580	–	N	
TE40X200MBPW	102	4	3.30	1.8	270.0	18	1.137	–	N	
TE60X200MBPW	152	6	3.05	2.0	300.0	20	1.717	–	N	



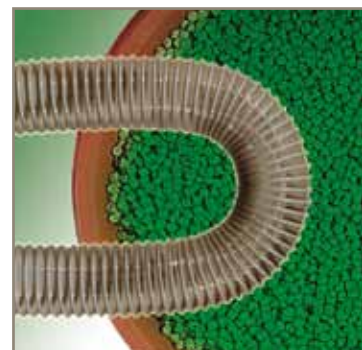




aerospace  
climate control  
electromechanical  
filtration  
fluid & gas handling  
hydraulics  
pneumatics  
process control  
sealing & shielding



## Ducting



ENGINEERING YOUR SUCCESS.



# J – Ducting

Hose	ID Range (mm)	Temp. Range (°C)	Application
ASPIREX	20 - 250	-15 / +60	suction equipment
ASPIREX 140 °C	40 - 200	-40 / +140	suction equipment
ASPIREX PU/ANC	38 - 100	-25 / +85	suction equipment



	Tube	Reinforce- ment	Cover	WP (bar)	Design Factor	Suction	Industry standard	Page
	PVC	PVC wire	PVC	-	-	yes		J4
	SANTO- PRENE	steel wire		-	-	yes		J5
	PU	PVC and copper wire		-	-	yes		J6



## ASPIREX

*Suitable for suction of air, dust, fumes, saw-dust and wood-shavings. Also suitable for centralized suction equipment in wood, textile, china and welding equipment. It is also suitable for use on agricultural machinery.*

### Hose Construction

Flexible hose having a grey, rigid PVC spiral embedded in a metalized grey, flexible PVC wall. Externally corrugated, smooth inner surface. Self-extinguishing according to UL 94 Class V2.








- Self-extinguishing hose
- General purpose hose
- Not to be used under pressure
- Vacuum 0.75 bar for ID up to 50 mm then 0.40 bar

### Temperature Range

-15 °C (+5 °F) to +60 °C (+140 °F)

### Tolerances

Refer to Technical Handbook on page TH35

Part Number			 Max. Working Pressure			 Weight		 min. Bend Radius	in Stock
	I.D. (mm)	Wall (mm)	MPa	psi	bar	kg/m	mm		
IH35560020/50	20	2.6	–	–	–	0.14	20	Y	
IH35560025/50	25	2.9	–	–	–	0.18	25	Y	
IH35562032/50	32	3.3	–	–	–	0.27	32	Y	
IH35560040/50	40	3.9	–	–	–	0.36	40	Y	
IH35560050/50	50	4.2	–	–	–	0.52	50	Y	
IH35560060/50	60	4.4	–	–	–	0.64	60	Y	
IH35560070/50	70	4.8	–	–	–	0.76	70	Y	
IH35560080/50	80	5.0	–	–	–	0.97	80	Y	
IH35560100/30	100	5.3	–	–	–	1.27	100	Y	
IH35560120/30	120	5.6	–	–	–	1.58	120	N	
IH35560150/30	150	5.9	–	–	–	2.15	150	N	
IH35562160/30	160	6.1	–	–	–	2.28	160	N	
IH35560200/15	200	7.0	–	–	–	2.95	200	N	
IH35560250/15	250	8.0	–	–	–	4.00	250	N	

ASPIREX I.D. mm - SELF-EXTINGUISHING UL 94 V2 PARKER





## ASPIREX 140°

*Suction hose for: air, smoke, vapours, exhaust gas, dust, chips, grains, pellets.*

*Good resistance to acids and lyes, resistant also to polychloroprene (CR), against hydrocarbons, oils. Very good resistance also to abrasion, atmospheric and ageing conditions. Oil resistant as per ASTM D 2000.*

*Recommendation: the hose has to be used in static conditions and not in dynamic conditions.*

### Hose Construction

Black hose in Santoprene with an integrated steel spiral.

### Temperature Range

-25 °C (-13 °F) to +125 °C (+257 °F),






With peaks up to +140 °C (+284 °F) for a short period



- Multiple media suction hose
- Oil resistant according ASTM D 2000
- Designed for high temperature application
- Not to be used under pressure
- Vacuum 0.3 bar for ID up to 50 mm then 0.25 bar

### Tolerances

Refer to Technical Handbook on page TH35

Part Number	 I.D. (mm)	 Wall (mm)	 Max. Working Pressure			 Weight	 min. Bend Radius	in Stock
			MPa	psi	bar			
IH35579040/30	40	3.0	-	-	-	0.20	46	N
IH35579050/30	50	3.0	-	-	-	0.28	56	N
IH35579063/30	63	3.0	-	-	-	0.34	69	N
IH35579075/30	75	3.5	-	-	-	0.42	82	N
IH35579090/30	90	3.5	-	-	-	0.52	97	N
IH35579100/30	100	3.5	-	-	-	0.66	107	N
IH35579110/30	110	3.5	-	-	-	0.72	117	N
IH35579125/30	125	3.5	-	-	-	0.80	132	N
IH35579150/30	150	3.5	-	-	-	1.10	157	N
IH35579200/10	200	3.5	-	-	-	1.80	200	N



## ASPIREX PU/ANC

*Suitable for suction of warm air, abrasion dust, warm fumes, saw-dust, wood-shavings, cement, cereal grains, sugar, and other granules.*

### Hose Construction

PU transparent and antistatic hose having a grey, rigid PVC spiral, resistant to crush, abrasion and ozone, with antistatic 9 wires copper cord.

Food and beverage – The polyurethane used is in conformity to:

- F.D.A. – CFR 21  
parts 175, 105, 177, 1680, 177, 2600;
- CEE  
82/711, 85/572, 89/109, 90/128,  
92/30, 93/8, 95/3, 98/11

### Temperature Range






-25 °C (-13 °F) to +85 °C (+185 °F)



- In conformity with FDA title 21 and multiple EC specs
- Strong abrasion resistance
- Not to be used under pressure
- Vacuum 0.5 bar for ID up to 32 mm then 0.40 bar

### Tolerances

Refer to Technical Handbook on page TH35

Part Number			 Max. Working Pressure			 Weight	 min. Bend Radius	in Stock
	I.D. (mm)	O.D. (mm)	MPa	psi	bar			
IH35576038/20	38	44.6	–	–	–	0.23	45	N
IH35576050/20	50	57.0	–	–	–	0.31	57	Y
IH35576060/20	60	67.4	–	–	–	0.39	67	N
IH35576080/20	80	89.0	–	–	–	0.61	89	Y
IH35576102/20	102	112.4	–	–	–	0.84	112	Y



aerospace  
climate control  
electromechanical  
filtration  
fluid & gas handling  
hydraulics  
pneumatics  
process control  
sealing & shielding



# Multipurpose



ENGINEERING YOUR SUCCESS.



## K – Multipurpose

Hose	ID Range (mm)	Temp. Range (°C)	Application
GST II 15 BAR N/L	5 - 38	-40 / +100	compressed air, non aggressive liquids
GST II 15 BAR NR/L	6.5 - 38	-40 / +100	compressed air, non aggressive liquids
GST II 20 BAR N/L	6.5 - 25	-40 / +100	compressed air, non aggressive liquids
PYTHON N/L 20	10 - 50	-40 / +120	multipurpose
PYTHON NV/L 20	10 - 50	-40 / +120	multipurpose
PYTHON NY/L 30	6 - 100	-40 / +120	multipurpose
JUMBO N/L	13 - 25	-40 / +120	multipurpose
E-Z FROM MP	12.7 - 75	-34 / +120	high flexible hose for multipurpose
OILPRESS N/L 20	6 - 25	-35 / +100	multipurpose
OILPRESS N/L 30	6 - 25	-35 / +100	multipurpose
ARCTIC EDGE	6.3 - 38	-57 / +100	low temperature multipurpose
JIFFY	6.5 - 19	-40 / +100	multipurpose
APERFRUT 20	8 - 19	-15 / +60	agricultural spray
APERFRUT 40	8 - 13	-15 / +60	agricultural spray
APERFRUT 80	8 - 13	-15 / +60	agricultural spray
TE AS Antistatic PU Hose	38 - 51	-40 / +80	multipurpose
TS Slurry PU Hose	90 - 125	-40 / +80	slurry transfert



	Tube	Reinforce- ment	Cover	WP (bar)	Design Factor	Suction	Industry standard	Page
	EPDM	textile	EPDM	15	4			K4
	EPDM	textile	EPDM	15	4			K5
	EPDM	textile	EPDM	20	4			K6
	EPDM	textile	EPDM	20	3			K7
	EPDM	textile	EPDM	20	3			K8
	EPDM	textile	EPDM	30	3			K9
	EPDM	textile	EPDM	20	3			K10
	CR	textile	CR	5	4	yes		K11
	NBR	textile	NBR/PVC	20	3			K12
	NBR	textile	NBR/PVC	30	3			K12
	NBR	textile + copper wires	CR	20	4			K13
	NBR	textile	CR	20	4	yes	MSHA approved	K14
	PVC	textile	PVC	20	4			K15
	PVC	textile	PVC	40	3			K15
	PVC	textile	PVC	80	2.5			K15
	PU	textile + copper wires	PU	20	2			K16
	PU	textile	PU	10	2			K17



# GST II BLACK 15

Parker Global Product

*In agriculture, construction, air tool lubricant systems and general industrial for air (including oil mist), mild chemicals and water. Suitable for MRO and OEM channel. Not to be used with oil or refined fuel.*

## Hose Construction

**Tube:** Black EPDM, antistatic rubber compound  
**Reinforcement:** Synthetic textile yarns.  
**Cover:** Black, smooth EPDM antistatic rubber compound resistant to abrasion, heat and ozone

## Temperature Range

-40 °C (-40 °F) to +100 °C (+212 °F)








- Nitrosamine free
- Permanent fittings capability
- EPDM compound suitable also for oil mist
- Suitable in Atex surroundings
- Design Factor 4:1



## Tolerances

According to UNI EN ISO 1307  
 Refer to Technical Handbook on page TH35

Part Number			 Max. Working Pressure			 Weight	 min. Bend Radius	in Stock
	I.D. (mm)	O.D. (mm)	MPa	psi	bar			
IH709319200/40	5	11	1.5	200.0	15	0.10	40	N
IH709325200/100	6.5	13	1.5	200.0	15	0.13	50	Y
IH709325200/40	6.5	13	1.5	200.0	15	0.13	50	Y
IH709331200/100	8	15	1.5	200.0	15	0.16	65	Y
IH709331200/40	8	15	1.5	200.0	15	0.16	65	Y
IH709338200/100	9.5	17	1.5	200.0	15	0.20	75	Y
IH709338200/40	9.5	17	1.5	200.0	15	0.20	75	Y
IH709350200/100	13	21	1.5	200.0	15	0.29	105	Y
IH709350200/40	13	21	1.5	200.0	15	0.29	105	Y
IH709363200/100	16	25	1.5	200.0	15	0.36	130	Y
IH709363200/40	16	25	1.5	200.0	15	0.36	130	Y
IH709375200/40	19	28	1.5	200.0	15	0.49	150	Y
IH7093100200/40	25	36	1.5	200.0	15	0.69	200	Y
IH7093125204/40	32	45	1.5	200.0	15	1.15	230	Y
IH7093150204/40	38	52	1.5	200.0	15	2.76	250	Y





# GST II RED 15

## Parker Global Product

*In agriculture, construction, air tool lubricant systems and general industrial for air (including oil mist), mild chemicals and water. Suitable for MRO and OEM channel. Not to be used with oil or refined fuel..*

### Hose Construction

**Tube:** Black EPDM, antistatic rubber compound.  
**Reinforcement:** Synthetic textile yarns  
**Cover:** Red, smooth EPDM insulating rubber compound resistant to abrasion, heat and ozone

### Temperature Range

-40 °C (-40 °F) to +100 °C (+212 °F)








- Nitrosamine free
- Permanent fittings capability
- EPDM compound suitable also for oil mist
- Design Factor 4:1



### Tolerances

According to UNI EN ISO 1307  
 Refer to Technical Handbook on page TH35

K - Multipurpose

Part Number	 I.D. (mm)	 O.D. (mm)	 Max. Working Pressure			 Weight	 min. Bend Radius	in Stock
			MPa	psi	bar			
IH709225200/40	6.5	13	1.5	200.0	15	0.13	50	N
IH709231200/40	8	15	1.5	200.0	15	0.16	65	N
IH709238200/40	9.5	17	1.5	200.0	15	0.20	75	N
IH709250200/40	13	21	1.5	200.0	15	0.29	105	Y
IH709263200/40	16	25	1.5	200.0	15	0.36	130	Y
IH709275200/40	19	28	1.5	200.0	15	0.49	150	Y
IH7092100200/40	25	36	1.5	200.0	15	0.69	200	Y
IH7092125204/40	32	45	1.5	200.0	15	1.15	230	N
IH7092150204/40	38	52	1.5	200.0	15	2.76	250	N



SERIES 7092 GST® II ... ID (...mm) 200 PSI (15 bar) MAX WP







## GST II BLACK 20

Parker Global Product

*Designed for compressed air with traces of oil in industrial application. Also suitable in agriculture, construction, and general industry for water, mild chemicals and non aggressive fluids. Not to be used with oil or refined fuel.*

### Hose Construction

**Tube:** Black EPDM, antistatic rubber compound.  
**Reinforcement:** Synthetic textile yarns.  
**Cover:** Black, smooth EPDM antistatic rubber compound resistant to abrasion, heat and ozone

### Temperature Range

-40 °C (-40 °F) to +100 °C (+212 °F)








- Nitrosamine free
- Permanent fittings capability
- EPDM compound suitable also for oil mist
- Suitable in Atex surroundings
- All sizes on stock
- Design Factor 4:1



### Tolerances

According to UNI EN ISO 1307  
 Refer to Technical Handbook on page TH35

Part Number			 Max. Working Pressure			 Weight	 min. Bend Radius	in Stock
	I.D. (mm)	O.D. (mm)	MPa	psi	bar			
IH709325300/100	6.5	14	2.0	300.0	20	0.16	50	Y
IH709331300/100	8	16	2.0	300.0	20	0.20	65	Y
IH709338300/100	9.5	17.5	2.0	300.0	20	0.23	75	Y
IH709350304/100	13	22	2.0	300.0	20	0.36	105	Y
IH709363304/100	16	27	2.0	300.0	20	0.52	130	Y
IH709375304/40	19	29.5	2.0	300.0	20	0.56	150	Y
IH7093100304/40	25	36.5	2.0	300.0	20	0.75	200	Y

# PYTHON N/L 20

Designed for air, cold and hot water and light-chemical media. Major properties of PYTHON hoses are:

- high ozone resistance
- antistatic resistance
- high temperature resistance
- low temperature resistance
- non-staining cover
- high flexibility

## Hose Construction

**Tube:** Black, antistatic ( $R < 10^6 \Omega/m$ ), smooth EPDM nitrosamine free rubber compound, resistant to light-chemical media

**Reinforcement:** Synthetic textile yarns

**Cover:** Black, antistatic ( $R < 10^6 \Omega/m$ ), smooth EPDM nitrosamine free rubber compound



- Antistatic tube and cover suitable for Atex applications
- Unmatchable handiness
- Wide range temperature
- Its versatility of use helps to keep a controlled stock
- Nitrosamine free
- Design Factor 3:1



## Temperature Range

-40 °C (-40 °F) to +120 °C (+248 °F)  
with peaks to +140 °C (+284 °F)

## Tolerances

I.D. ≤ 25 mm according to UNI EN ISO 1307  
I.D. > 25 mm according to RMA steel mandrel  
Refer to Technical Handbook on page TH35

Part Number	I.D. (mm)	O.D. (mm)	Max. Working Pressure			Weight	min. Bend Radius	in Stock
			MPa	psi	bar			
IH30351270/40	10	17	2.0	300.0	20	0.22	60	Y
IH30351271/40	13	20	2.0	300.0	20	0.26	80	Y
IH30351272/40	15	22	2.0	300.0	20	0.29	90	Y
IH30351273/40	19	27	2.0	300.0	20	0.41	110	Y
IH30351274/40	25	34	2.0	300.0	20	0.60	150	Y
IH36351270/40	32	44	2.0	300.0	20	0.98	320	Y
IH36351271/40	38	51	2.0	300.0	20	1.20	380	Y
IH36351272/40	50	66	2.0	300.0	20	1.76	500	Y



## PYTHON NV/L 20

*Designed for air, cold and hot water and light-chemical media. Major properties of PYTHON hoses are:*

- high ozone resistance
- antistatic resistance
- high temperature resistance
- low temperature resistance
- non-staining cover
- high flexibility

### Hose Construction

- Tube:** Black, antistatic, smooth EPDM nitrosamine free rubber compound, resistant to light-chemical media
- Reinforcement:** Synthetic textile yarns
- Cover:** Green, smooth EPDM nitrosamine free rubber compound



- Unmatchable handiness
- Its versatility of use helps to keep a controlled stock
- Wide range temperature
- Nitrosamine free
- Design Factor 3:1








### Tolerances

I.D. ≤ 25 mm according to UNI EN ISO 1307  
I.D. > 25 mm according to RMA steel mandrel  
*Refer to Technical Handbook on page TH35*

### Temperature Range

-40 °C (-40 °F) to +120 °C (+248 °F)  
with peaks to +140 °C (+284 °F)

Part Number			 Max. Working Pressure			 Weight	 min. Bend Radius	in Stock
	I.D. (mm)	O.D. (mm)	MPa	psi	bar	kg/m	mm	
IH30351200/40	10	17	2.0	300.0	20	0.22	60	Y
IH30351201/40	13	20	2.0	300.0	20	0.26	80	Y
IH30351202/40	15	22	2.0	300.0	20	0.29	90	Y
IH30351203/40	19	27	2.0	300.0	20	0.41	110	Y
IH30351204/40	25	34	2.0	300.0	20	0.60	150	Y
IH36351201/40	32	44	2.0	300.0	20	0.98	320	Y
IH36351202/40	38	51	2.0	300.0	20	1.20	380	Y
IH36351203/40	42	56	2.0	300.0	20	1.42	420	Y
IH36351204/40	50	66	2.0	300.0	20	1.76	500	Y

# PYTHON NY/L 30

Designed for air, cold and hot water and light-chemical media. Major properties of PYTHON hoses are:

- high ozone resistance
- antistatic resistance
- high temperature resistance
- low temperature resistance
- non-staining cover
- high flexibility

## Hose Construction

- Tube:** Black, antistatic, smooth EPDM nitrosamine free rubber compound, resistant to light-chemical media
- Reinforcement:** Synthetic textile yarns
- Cover:** Yellow, smooth EPDM nitrosamine free rubber compound



- Unmatchable handiness
- Its versatility of use helps to keep a controlled stock
- Wide range temperature
- Nitrosamine free
- Design Factor 3:1



## Tolerances

I.D. ≤ 25 mm according to UNI EN ISO 1307  
I.D. > 25 mm according to RMA steel mandrel  
Refer to Technical Handbook on page TH35

## Temperature Range

-40 °C (-40 °F) to +120 °C (+248 °F)  
with peaks to +140 °C (+284 °F)

Part Number	I.D. (mm)	O.D. (mm)	Max. Working Pressure			Weight kg/m	min. Bend Radius mm	in Stock
			MPa	psi	bar			
IH30351250/40	6	14	3.0	450.0	30	0.18	40	Y
IH30351251/40	8	17	3.0	450.0	30	0.25	50	Y
IH30351252/40	10	20	3.0	450.0	30	0.34	60	Y
IH30351253/40	13	23	3.0	450.0	30	0.40	80	Y
IH30351254/40	16	27	3.0	450.0	30	0.52	100	Y
IH30351255/40	19	30	3.0	450.0	30	0.60	110	Y
IH30351256/40	25	37	3.0	450.0	30	0.88	150	Y
IH36351250/40	32	44	3.0	450.0	30	0.95	320	Y
IH36351251/40	38	51	3.0	450.0	30	1.20	380	Y
IH36351252/40	42	56	3.0	450.0	30	1.45	420	N
IH36351253/40	50	66	3.0	450.0	30	1.93	500	Y
IH36351254/20	65	82	3.0	450.0	30	2.50	650	N
IH36351255/20	76	92	3.0	450.0	30	3.08	750	Y
IH36351256/20	100	122	3.0	450.0	30	5.05	1000	N



# JUMBO

*Suitable for the discharge of hot and cold water, air and light-chemical media in many industrial and agricultural applications.*

## Hose Construction

**Tube:** Black, smooth EPDM nitrosamine free rubber compound

**Reinforcement:** Synthetic textile yarns

**Cover:** Black, smooth EPDM nitrosamine free rubber compound with three red, longitudinal and different stripes, resistant to abrasion, heat and weathering

## Temperature Range

-40 °C (-40 °F) to +120 °C (+248 °F)








- Agriculture, construction and general industrial
- Long lasting embossed type branding
- Three red strips for easy hose identification
- Nitrosamine free
- Design Factor 3:1



## Tolerances

According to UNI EN ISO 1307  
Refer to Technical Handbook on page TH35

Part Number			 Max. Working Pressure			 Weight	 min. Bend Radius	in Stock
	I.D. (mm)	O.D. (mm)	MPa	psi	bar			
IH30116500/40	13	19	2.0	300.0	20	0.21	75	Y
IH30116501/40	15	22	2.0	300.0	20	0.28	90	Y
IH30116502/40	19	27	2.0	300.0	20	0.40	110	Y
IH30116504/40	25	34	2.0	300.0	20	0.57	150	Y



# E-Z FORM MP

## Parker Global Product

*Suitable for biodiesel, diesel, ethanol and gasoline in oil suction/return lines, vehicle fuel fill connector lines, drain lines on buses, cranes, mobile off-road equipment. Extremely flexible and lightweight it reduces installation times, eliminates special design, tooling and fabrication cost. Capable of being routed through confined spaces where pre-shaped and formed hose are normally required. Do not use for fuel dispensing or drag across sharp edges or very abrasive surfaces.*



- Saves time and costs thanks to easy and quick assembly
- Superior kink resistance, minimal force to bend, outstanding flexibility
- Permanent fittings capability
- Design Factor 4:1
- Vacuum: 0.9 bar

### Hose Construction






**Tube:** Black CR, antistatic rubber compound  
**Reinforcement:** Multiple textile plies with wire helix  
**Cover:** Black, Greek corrugated CR rubber compound resistant to oil and weathering

### Tolerances

According to UNI EN ISO 1307  
 Refer to Technical Handbook on page TH35

### Temperature Range

ID up to 25 mm: -34 °C (-30 °F) to +121 °C (+250 °F)  
 all other sizes: -29 °C (-20 °F) to +93 °C (+200 °F)

Part Number	 I.D. (mm)	 O.D. (mm)	 Max. Working Pressure			 Weight	 min. Bend Radius	in Stock
			MPa	psi	bar			
IH72190500/10	12.7	23.8	0.5	75	5	0.45	23	Y
IH72190625/10	15.9	27.0	0.5	75	5	0.55	33	Y
IH72190750/10	19.1	30.0	0.5	75	5	0.58	36	Y
IH72191000/10	25.4	36.0	0.5	75	5	0.68	36	Y
IH72191250/10	32.0	43.0	0.5	75	5	0.75	56	Y
IH72191500/10	38.0	49.0	0.5	75	5	0.85	74	Y
IH72192000/10	51.0	63.0	0.5	75	5	1.44	117	Y
IH72192500/10	63.5	76.5	0.5	75	5	1.74	183	Y
IH72193000/10	76.0	90.0	0.5	75	5	2.23	223	Y



## OILPRESS N/L 20 - 30

*Suitable for multi-purpose applications requiring transfer of many types of fluids and for petroleum products with aromatic content not exceeding 50 %.*

### Hose Construction

**Tube:** Smooth, black, oil and fuel resistant NBR rubber compound, suitable for petroleum products with aromatic content not exceeding 50 %

**Reinforcement:** Synthetic textile yarns

**Cover:** Smooth, black, self-extinguishing, antistatic ( $R < 1 \text{ M}\Omega/\text{m}$ ) heat, oil, abrasion and weather resistant NBR/PVC rubber compound








- Agriculture, construction and general industrial
- Suitable for many different fuels included Biodiesel B100
- Two different Working Pressure lines
- Wide range temperature
- Design Factor 3:1

### Tolerances

According to UNI EN ISO 1307  
Refer to Technical Handbook on page TH35

### Temperature Range

-35 °C (-31 °F) to +100 °C (+212 °F),  
with peaks up to +120 °C (+248 °F) for oil

Part Number			 Max. Working Pressure	 Weight	 min. Bend Radius	in Stock		
	I.D. (mm)	O.D. (mm)	MPa				psi	bar
kg/m								
OILPRESS N/L 20								
IH30832000/40	6	12	2.0	300.0	20	0.12	25	Y
IH30832001/40	8	14	2.0	300.0	20	0.15	35	Y
IH30832002/40	10	17	2.0	300.0	20	0.21	40	Y
IH30832003/40	13	20	2.0	300.0	20	0.26	55	Y
IH30832004/40	16	23	2.0	300.0	20	0.31	65	Y
IH30832005/40	19	28	2.0	300.0	20	0.47	80	Y
IH30832006/40	25	36	2.0	300.0	20	0.74	100	Y
OILPRESS N/L 30								
IH30832031/40	6	14	3.0	450.0	30	0.18	25	N
IH30832032/40	8	16	3.0	450.0	30	0.21	30	N
IH30832038/40	9	17	3.0	450.0	30	0.24	35	N
IH30832033/40	10	18	3.0	450.0	30	0.25	40	Y
IH30832034/40	13	23	3.0	450.0	30	0.40	55	Y
IH30832035/40	16	27	3.0	450.0	30	0.47	65	N
IH30832036/40	19	30	3.0	450.0	30	0.60	80	N
IH30832039/40	25	37	3.0	450.0	30	0.83	100	N



# ARCTIC-EDGE

## Parker Global Product


*Recommended suitable for air, mild chemicals, water, oil, biodiesel, diesel, ethanol and gasoline to be used in refrigerated applications and cold weather conditions. For agriculture, construction and general industrial. Do not use for fuel dispensing.*

### Hose Construction

**Tube:** Black NBR rubber compound.  
**Reinforcement:** Multiple textile plies with static wire  
**Cover:** Black, smooth CR rubber compound resistant to oil and weathering

### Temperature Range

-57 °C (-70 °F) to +100 °C (+212 °F)



- High flexibility and kink resistance at extreme low temperatures
- Conductive hose with copper wire
- Cover incorporates a longitudinal blue stripe for easy identification
- Design Factor 4:1

### Tolerances

According to UNI EN ISO 1307  
 Refer to Technical Handbook on page TH35

Part Number	I.D. (mm)	O.D. (mm)	Max. Working Pressure			Weight kg/m	min. Bend Radius mm	in Stock
			MPa	psi	bar			
IH710210304/40	6.4	15.0	2.0	300.0	20	0.20	65	N
IH710220304/40	8	16.5	2.0	300.0	20	0.26	80	N
IH710238304/40	9.5	19	2.0	300.0	20	0.33	96	N
IH710250304/40	13	23	2.0	300.0	20	0.43	127	N
IH710260304/40	16	26	2.0	300.0	20	0.49	140	N
IH710275304/40	19	29.5	2.0	300.0	20	0.56	152	Y
IH7102100304/40	25	37	2.0	300.0	20	0.79	203	Y
IH7102125304/40	32	46	2.0	300.0	20	1.25	228	Y
IH7102138304/40	35	49	2.0	300.0	20	1.31	241	N
IH7102150304/40	38	51.5	2.0	300.0	20	1.38	254	Y



# JIFFY

## Parker Global Product

*Suitable for air, mild chemicals, oil, water, biodiesel, diesel, ethanol and gasoline to be used in air operated paint systems, air tools, transfer lines, vacuum lines. For agriculture, construction and general industrial. Do not use in pulsing applications, airbrake systems or vehicle fuel systems. Push-on couplings do not require bands, clamps or special tools for installation.*

### Hose Construction

**Tube:** Black NBR rubber compound, silicone free

**Reinforcement:** One textile braid

**Cover:** Black, smooth CR rubber compound MSHA

### Temperature Range






-40 °C (-40 °F) to +100 °C (+212 °F)



- Reattachable coupling Parker Series 82 Push-Lok®
- Kink resistant and superior coupling retention
- Flame resistant cover meets MSHA requirements
- Design Factor 4:1
- Vacuum: 0.9 bar up to ID13, 0.5 bar for ID16 and ID19

### Tolerances

According to UNI EN ISO 1307  
Refer to Technical Handbook on page TH35

Part Number			 Max. Working Pressure			 Weight	 min. Bend Radius	in Stock
	I.D. (mm)	O.D. (mm)	MPa	psi	bar			
IH7212251BK/40	6.5	12.5	2.0	300.0	20	0.13	76	Y
IH7212381BK/40	9.5	16	2.0	300.0	20	0.16	76	Y
IH7212501BK/40	13	19	2.0	300.0	20	0.23	127	Y
IH7212631BK/40	16	23	2.0	300.0	20	0.33	152	Y
IH7212751BK/40	19	28	2.0	300.0	20	0.46	178	Y

# APERFRUT 20 - 40 - 80

*For delivery of air, water and all fungicide products. Particularly suitable for spraying in agriculture. Resistant to compressor oil-mist.*

## Hose Construction

**Tube:** Black, smooth, PVC compound  
**Reinforcement:** Synthetic textile yarns  
**Cover:** Orange (20), red (40) and blue (80), smooth, abrasion, and weather-resistant PVC compound

## Temperature Range






-15 °C (+5 °F) to +60 °C (+140 °F)



- Colored cover to distinguish WP level
- Multiple fluids for various industrial applications
- Design Factor 3:1 for 20 and 40 bar
- Design Factor 2.5:1 for 80 bar

## Tolerances

Refer to Technical Handbook on page TH35

Part Number				Max. Working Pressure				Weight		min. Bend Radius	in Stock
	I.D. (mm)	O.D. (mm)	MPa	psi	bar	kg/m	mm				
APERFRUT 20											
IH35040010/100	8	13	2.0	300.0	20	0.11	30	Y			
IH35040012/100	10	15	2.0	300.0	20	0.14	55	Y			
IH35040014/100	13	19	2.0	300.0	20	0.20	85	Y			
IH35040015/100	16	23	2.0	300.0	20	0.29	90	N			
IH35040016/100	19	26.5	2.0	300.0	20	0.33	100	Y			
APERFRUT 40											
IH35040260/100	8	14	4.0	600.0	40	0.14	30	Y			
IH35040261/100	10	16	4.0	600.0	40	0.17	50	Y			
IH35040114/100	13	21	4.0	600.0	40	0.29	80	Y			
APERFRUT 80											
IH35040268/100	8	15	8.0	1200.0	80	0.17	25	Y			
IH35040270/100	10	18	8.0	1200.0	80	0.23	45	Y			
IH35040214/100	13	23	7.0	1015.0	70	0.38	60	Y			

**APERFRUT 20 bar PARKER**

**APERFRUT 40 bar PARKER**

**APERFRUT 80 bar PARKER**



# TE AS ANTISTATIC PU HOSE

Discharge and transfer hose for fluids that develop electrical charges when flowing through the hose. Also suitable for petrol, gasoline and fuels with an aromatic content not exceeding 30 % (at room temperature).

## Hose Construction

Polyurethane extruded through one woven polyester ply of reinforcement and dual antistatic wires

## Temperature Range

-40 °C (-40 °F) to +80 °C (+176 °F)



- The bright yellow cover provides immediate identification
- Much easier to couple, install and remove than polyethylene pipe
- High performing polymer preserve from fluid contamination
- Design Factor 2:1

Part Number	Nominal Diameter		Wall (mm)	Max. Working Pressure			Weight kg/m	min. Bend Radius mm	in Stock
	(mm)	(inch)		MPa	psi	bar			
TE15X250MYAS	38	1 ½	2.15	2.7	400.0	27	0.33	–	N
TE20X250MYAS	51	2	2.30	3.1	450.0	31	0.41	–	N



## TS SLURRY PU HOSE

*TS is a heavy duty slurry discharge and transfer hose. The hose construction features a thick wall for additional abrasion resistance and durability in rugged slurry transfer applications.*

### Hose Construction






Polyurethane extruded through one woven polyester ply of reinforcement

### Temperature Range

-40 °C (-40 °F) to +80 °C (+176 °F)



- Higher wall thickness to achieve longer rubbing resistance
- Much easier to couple, install and remove than polyethylene pipe
- Excellent resistance to internal and external abrasion
- Design Factor 2:1

Part Number		Nominal Diameter			 Max. Working Pressure			 Weight	 min. Bend Radius	in Stock
	(mm)	(inch)	Wall (mm)	MPa	psi	bar	kg/m	mm		
TS35X300MN	90	3 ½	3.80	1.7	250.0	17	1.19	–	N	
TS40X300MN	102	4	3.80	1.7	250.0	17	1.33	–	N	
TS50X300MN	127	5	3.80	1.7	250.0	17	1.59	–	N	







# Parker's Motion & Control Technologies

**At Parker, we're guided by a relentless drive to help our customers become more productive and achieve higher levels of profitability by engineering the best systems for their requirements. It means looking at customer applications from many angles to find new ways to create value. Whatever the motion and control technology need, Parker has the experience, breadth of product and global reach to consistently deliver. No company knows more about motion and control technology than Parker. For further information call free on 00800 27 27 5374.**



## AEROSPACE

### Key Markets

- Aircraft engines
- Business & general aviation
- Commercial transports
- Land-based weapons systems
- Military aircraft
- Missiles & launch vehicles
- Regional transports
- Unmanned aerial vehicles

### Key Products

- Flight control systems & components
- Fluid conveyance systems
- Fluid metering delivery & atomization devices
- Fuel systems & components
- Hydraulic systems & components
- Inert nitrogen generating systems
- Pneumatic systems & components
- Wheels & brakes



## HYDRAULICS

### Key Markets

- Aerospace
- Aerial lift
- Agriculture
- Construction machinery
- Forestry
- Industrial machinery
- Mining
- Oil & gas
- Power generation & energy
- Truck hydraulics

### Key Products

- Diagnostic equipment
- Hydraulic cylinders & accumulators
- Hydraulic motors & pumps
- Hydraulic systems
- Hydraulic valves & controls
- Power take-offs
- Rubber & thermoplastic hose & couplings
- Tube fittings & adapters
- Quick disconnects



## CLIMATE CONTROL

### Key Markets

- Agriculture
- Air conditioning
- Food, beverage & dairy
- Life sciences & medical
- Precision cooling
- Processing
- Transportation

### Key Products

- CO<sub>2</sub> controls
- Electronic controllers
- Filter driers
- Hand shut-off valves
- Hose & fittings
- Pressure regulating valves
- Refrigerant distributors
- Safety relief valves
- Solenoid valves
- Thermostatic expansion valves



## PNEUMATICS

### Key Markets

- Aerospace
- Conveyor & material handling
- Factory automation
- Life science & medical
- Machine tools
- Packaging machinery
- Transportation & automotive

### Key Products

- Air preparation
- Brass fittings & valves
- Manifolds
- Pneumatic accessories
- Pneumatic actuators & grippers
- Pneumatic valves & controls
- Quick disconnects
- Rotary actuators
- Rubber & thermoplastic hose & couplings
- Structural extrusions
- Thermoplastic tubing & fittings
- Vacuum generators, cups & sensors





## PROCESS CONTROL

### Key Markets

- Chemical & refining
- Food, beverage & dairy
- Medical & dental
- Microelectronics
- Oil & gas
- Power generation

### Key Products

- Analytical sample conditioning products & systems
- Fluoropolymer chemical delivery fittings, valves & pumps
- High purity gas delivery fittings, valves & regulators
- Instrumentation fittings, valves & regulators
- Medium pressure fittings & valves
- Process control manifolds



## ELECTROMECHANICAL

### Key Markets

- Aerospace
- Factory automation
- Life science & medical
- Machine tools
- Packaging machinery
- Paper machinery
- Plastics machinery & converting
- Primary metals
- Semiconductor & electronics
- Textile
- Wire & cable

### Key Products

- AC/DC drives & systems
- Electric actuators
- Controllers
- Gantry robots
- Gearheads
- Human machine interfaces
- Industrial PCs
- Inverters
- Linear motors, slides and stages
- Precision stages
- Stepper motors
- Servo motors, drives & controls
- Structural extrusions



## FILTRATION

### Key Markets

- Food & beverage
- Industrial machinery
- Life sciences
- Marine
- Mobile equipment
- Oil & gas
- Power generation
- Process
- Transportation

### Key Products

- Analytical gas generators
- Compressed air & gas filters
- Condition monitoring
- Engine air, fuel & oil filtration & systems
- Hydraulic, lubrication & coolant filters
- Process, chemical, water & microfiltration filters
- Nitrogen, hydrogen & zero air generators



## SEALING & SHIELDING

### Key Markets

- Aerospace
- Chemical processing
- Consumer
- Energy, oil & gas
- Fluid power
- General industrial
- Information technology
- Life sciences
- Military
- Semiconductor
- Telecommunications
- Transportation

### Key Products

- Dynamic seals
- Elastomeric o-rings
- EMI shielding
- Extruded & precision-cut, fabricated elastomeric seals
- Homogeneous & inserted elastomeric shapes
- High temperature metal seals
- Metal & plastic retained composite seals
- Thermal management



## FLUID & GAS HANDLING

### Key Markets

- Aerospace
- Agriculture
- Bulk chemical handling
- Construction machinery
- Food & beverage
- Fuel & gas delivery
- Industrial machinery
- Mobile
- Oil & gas
- Transportation
- Welding

### Key Products

- Brass fittings & valves
- Diagnostic equipment
- Fluid conveyance systems
- Industrial hose
- PTFE & PFA hose, tubing & plastic fittings
- Rubber & thermoplastic hose & couplings
- Tube fittings & adapters
- Quick disconnects

ENGINEERING YOUR SUCCESS.

# Parker Worldwide

## Europe, Middle East, Africa

**AE – United Arab Emirates,** Dubai  
Tel: +971 4 8127100  
parker.me@parker.com

**AT – Austria,** Wiener Neustadt  
Tel: +43 (0)2622 23501-0  
parker.austria@parker.com

**AT – Eastern Europe,** Wiener Neustadt  
Tel: +43 (0)2622 23501 900  
parker.easteurope@parker.com

**AZ – Azerbaijan,** Baku  
Tel: +994 50 2233 458  
parker.azerbaijan@parker.com

**BE/LU – Belgium,** Nivelles  
Tel: +32 (0)67 280 900  
parker.belgium@parker.com

**BG – Bulgaria,** Sofia  
Tel: +359 2 980 1344  
parker.bulgaria@parker.com

**BY – Belarus,** Minsk  
Tel: +48 (0)22 573 24 00  
parker.poland@parker.com

**CH – Switzerland,** Etoy  
Tel: +41 (0)21 821 87 00  
parker.switzerland@parker.com

**CZ – Czech Republic,** Klecany  
Tel: +420 284 083 111  
parker.czechrepublic@parker.com

**DE – Germany,** Kaarst  
Tel: +49 (0)2131 4016 0  
parker.germany@parker.com

**DK – Denmark,** Ballerup  
Tel: +45 43 56 04 00  
parker.denmark@parker.com

**ES – Spain,** Madrid  
Tel: +34 902 330 001  
parker.spain@parker.com

**FI – Finland,** Vantaa  
Tel: +358 (0)20 753 2500  
parker.finland@parker.com

**FR – France,** Contamine s/Arve  
Tel: +33 (0)4 50 25 80 25  
parker.france@parker.com

**GR – Greece,** Athens  
Tel: +30 210 933 6450  
parker.greece@parker.com

**HU – Hungary,** Budaörs  
Tel: +36 23 885 470  
parker.hungary@parker.com

**IE – Ireland,** Dublin  
Tel: +353 (0)1 466 6370  
parker.ireland@parker.com

**IT – Italy,** Corsico (MI)  
Tel: +39 02 45 19 21  
parker.italy@parker.com

**KZ – Kazakhstan,** Almaty  
Tel: +7 7273 561 000  
parker.easteurope@parker.com

**NL – The Netherlands,** Oldenzaal  
Tel: +31 (0)541 585 000  
parker.nl@parker.com

**NO – Norway,** Asker  
Tel: +47 66 75 34 00  
parker.norway@parker.com

**PL – Poland,** Warsaw  
Tel: +48 (0)22 573 24 00  
parker.poland@parker.com

**PT – Portugal,** Leca da Palmeira  
Tel: +351 22 999 7360  
parker.portugal@parker.com

**RO – Romania,** Bucharest  
Tel: +40 21 252 1382  
parker.romania@parker.com

**RU – Russia,** Moscow  
Tel: +7 495 645-2156  
parker.russia@parker.com

**SE – Sweden,** Spånga  
Tel: +46 (0)8 59 79 50 00  
parker.sweden@parker.com

**SK – Slovakia,** Banská Bystrica  
Tel: +421 484 162 252  
parker.slovakia@parker.com

**SL – Slovenia,** Novo Mesto  
Tel: +386 7 337 6650  
parker.slovenia@parker.com

**TR – Turkey,** Istanbul  
Tel: +90 216 4997081  
parker.turkey@parker.com

**UA – Ukraine,** Kiev  
Tel: +48 (0)22 573 24 00  
parker.poland@parker.com

**UK – United Kingdom,** Warwick  
Tel: +44 (0)1926 317 878  
parker.uk@parker.com

**ZA – South Africa,** Kempton Park  
Tel: +27 (0)11 961 0700  
parker.southafrica@parker.com

## North America

**CA – Canada,** Milton, Ontario  
Tel: +1 905 693 3000

**US – USA,** Cleveland  
Tel: +1 216 896 3000

## Asia Pacific

**AU – Australia,** Castle Hill  
Tel: +61 (0)2-9634 7777

**CN – China,** Shanghai  
Tel: +86 21 2899 5000

**HK – Hong Kong**  
Tel: +852 2428 8008

**IN – India,** Mumbai  
Tel: +91 22 6513 7081-85

**JP – Japan,** Tokyo  
Tel: +81 (0)3 6408 3901

**KR – South Korea,** Seoul  
Tel: +82 2 559 0400

**MY – Malaysia,** Shah Alam  
Tel: +60 3 7849 0800

**NZ – New Zealand,** Mt Wellington  
Tel: +64 9 574 1744

**SG – Singapore**  
Tel: +65 6887 6300

**TH – Thailand,** Bangkok  
Tel: +662 186 7000

**TW – Taiwan,** Taipei  
Tel: +886 2 2298 8987

## South America

**AR – Argentina,** Buenos Aires  
Tel: +54 3327 44 4129

**BR – Brazil,** Sao Jose dos Campos  
Tel: +55 800 727 5374

**CL – Chile,** Santiago  
Tel: +56 2 623 1216

**MX – Mexico,** Toluca  
Tel: +52 72 2275 4200

### European Product Information Centre

Free phone: 00 800 27 27 5374

(from AT, BE, CH, CZ, DE, DK, EE, ES, FI, FR, IE, IL, IS, IT, LU, MT, NL, NO, PL, PT, RU, SE, SK, UK, ZA)



### Parker Hannifin Ltd.

Tachbrook Park Drive  
Tachbrook Park,  
Warwick, CV34 6TU  
United Kingdom  
Tel.: +44 (0) 1926 317 878  
Fax: +44 (0) 1926 317 855  
parker.uk@parker.com  
www.parker.com